Illinois Department of Transportation

Division of Traffic Safety:

Geographical Relocation

Prepared By: Illinois Dept of Transportation
Office of Finance & Administration
Version: Final
Date: July 1, 2008

Receipt Acknowledgement

The Illinois Department of Transportation has prepared the Division of Traffic Safety Geographical Relocation Report in response to the Commission on Government Forecasting and Accountability requests.

Please acknowledge receipt of this report by signing and dating the following:

I Print Name TREVOR CLAIPELTER, Sign Name _____
representing Print Commission Name COMMISSION ON GOVT. FORECASTING & ACCOUNTABILITY have received the Division of Traffic Safety Geographical Relocation Report on
enter date JULY 1, 2008 enter time 2:31 pm.

Illinois Department of Transportation
Office of the Secretary
2300 South Dirksen Parkway / Springfield, Illinois / 62764
Telephone 217/782-5597

July 1, 2008

Mr. Jeffrey M. Schoenberg, Co-Chairman &
Mr. Richard P. Myers, Co-Chairman
Commission on Government Forecasting and Accountability
703 Stratton Office Building
Springfield, Illinois 62706

Dear Messrs. Schoenberg & Myers:

In response to the May 15, 2008, Commission on Government Forecasting and Accountability's request for a "recommendation for closure", the Illinois Department of Transportation has prepared the Division of Traffic Safety Geographical Relocation report.

Included in this document are numerous analysis reports related to the relocation, with specific emphasis on Appendix C where we have provided individual responses to each of the Commissions 11 questions.

Please note this initiative is not a facility closing but rather a Geographical Relocation as defined in the Illinois Administrative Code Section 302.430, Geographical Transfer (Agency Directed).

The Illinois Department of Transportation looks forward to the Commission's review of this report and the July 31, 2008 hearing on same.

Sincerely,

Milton R. Sees, P.E.
Acting Secretary

cc: Dan R. Long, Executive Director

Table of Contents

1.0 Document Purpose 1
1.1 Statutory Authority 1
1.2 Chronology of Events 2
2.0 Mission 3
2.1 Improve Southern Illinois Employment Position 3
2.2 Reduce IDOT / DTS Leasing Expenditures 4
2.3 Pilot Environment Improvements and Energy Conservation 5
3.0 Economic Impact 6
4.0 Business Analysis 7
4.1 Current Expenses: 7
4.2 Planned Expenses: 8
5.0 Organizational Impact 9
Employee Counts: 9
6.0 Timeframe 9
7.0 Summary 10
Appendix A – Cost Benefit Analysis 1
Appendix B – Economic Impact Analysis 1
Appendix C - Commission on Government Forecasting and Accountability 1
Request for Information: 1
IDOT's Response to Recommendation for Closure: 4
Appendix D – Harry R. Hanley Building Layout 1
1st Floor 1
2nd Floor 2
3rd Floor 3
Basement 4
Appendix E – Environmental Impact 1
Appendix F – Site Appraisal 1
Appendix G – Dr. Sharma & Dr. Pitafi Vitae 1
Subhash C. Sharma 1
B. A. PITAFI 9

1.0 Document Purpose

This report is intended to provide statistical analysis and cost benefits to the State of Illinois Governor's Office; provide a response to the Commission on Government Forecasting and Accountability (COGFA), and provide the Illinois Department of Transportation (IDOT) employees, their families, and the citizens of Illinois with an informed and factual understanding of the Division of Traffic Safety geographical relocation, in support of the Illinois Highway Program.

The following elements will furnish a brief summary of the overall initiative:

- Mission
- Statutory Authority
- Economic Impact
- Business Analysis
- Organizational Structure
- Timeline
- Project Summary

The Illinois Department of Transportation is making every effort to keep the Governor, the General Assembly, IDOT employees and their bargaining units, and the citizens of Illinois informed of the planning steps we are taking without jeopardizing our negotiating position with potential site owners, moving companies, etc. This report reflects the planning and procurement efforts to date and steps we are taking to facilitate and mitigate this relocation.

1.1 Statutory Authority

20 ILCS 5/5-630 Department offices

. . . The director of each Department (See Section 5-10 of this Law for the definition of "director") may, in the director's discretion and with the approval of the Governor, establish and maintain, at places other than the seat of government, branch offices for the conduct of any one or more functions of the director's department.

20 ILCS 2705/2705-15. Administrative organization.

(a) The Secretary may create and establish offices, divisions, and administrative units as necessary for the efficient administration and operation of the Department and may assign functions, powers, and duties to the several offices, divisions, and administrative units in the Department.

(b) The Department has the power to establish the administrative organization within the Department that is required to carry out the powers, duties, and functions of the Department and best utilize the personnel, skills, facilities, and resources of the Department and its offices, divisions, and agencies.

20 ILCS 2705/2705-210 Traffic control and prevention of accidents. The Department has the power to develop, consolidate, and coordinate effective programs and activities for the advancement of driver education, for the facilitation of the movement of motor vehicle traffic, and for the protection and conservation of life and property on the streets and highways of this State and to advise, recommend, and consult with the several departments, divisions, boards, commissions, and other agencies of this State in regard to those programs and activities.

30 ILCS 608/5-10(a) Before a State facility (including lease facilities) may be closed, the State executive branch officer with jurisdiction over the facilities shall file notice of the proposed closure with the Commission (Commission on Government Forecasting and Accountability) . . . the Commission, in its discretion, may require the State executive branch officer with the jurisdiction over the facility to file a recommendation for the closure of the facility with the Commission. . . . (b) . . . the Commission, in its discretion, may conduct one or more public hearings on the recommendation. . . . (c) within 50 days after the State executive branch officer files the required recommendation, the Commission shall issue an advisory opinion on that recommendation.

1.2 Chronology of Events

May 2007
Internal IDOT Committee convened to discuss IDOT facility leases

July 31, 2007
Traffic Safety Annex lease expires – lease converts to holdover status

January 2008
Internal IDOT Committee forms Traffic Safety relocation team

May 5, 2008
Secretary of Transportation Milton Sees gives official notice to the Commission on Government Forecasting and Accountability on a proposal to relocate the IDOT Division of Traffic Safety to Southern Illinois

May 15, 2008
Commission on Government Forecasting and Accountability request formal recommendation on Traffic Safety move to be presented by July 1, 2008

July 1, 2008
IDOT formal recommendation for relocation of Division of Traffic Safety filed with Commission.

July 31, 2008
Scheduled public hearings on relocation

August 19, 2008
Due date for Commissions advisory recommendation

2.0 Mission

Governor Blagojevich is focusing on improving the local economies all over Illinois with special emphasis on areas that lag the remainder of the State in economic activity especially employment opportunities. As a result, the Illinois Department of Transportation's (IDOT) Secretary, Milton Sees, has decided to pursue a relocation of the Division of Traffic Safety (DTS) "Annex" from Springfield, Illinois to the Southern Illinois region. This initiative is further in keeping with the IDOT mission of maintaining a safe, efficient highway system for the entire state and is statutorily based. IDOT will make every effort to find similar positions for employees wishing to continue working for the State of Illinois in Springfield. Options for those union employees choosing not to relocate will be determined in collaboration with the employee's collective bargaining representatives. Non-union employees may be offered these same options

This initiative is not a facility closing but rather a Geographical Relocation as defined in the Illinois Administrative Code Section 302.430, Geographical Transfer (Agency Directed). Please refer to Section 2.4 Geographical Relocation for a full explanation of this definition.

The current address of the DTS Annex is:
3215 Executive Drive
Springfield, Illinois 62764
Sangamon County

The new location for DTS is:
Southeastern Illinois College Building
540 Commercial Street
Harrisburg, Illinois 62959
Saline County

The IDOT DTS Relocation team used the following criteria for selecting a suitable site for our employees:

- to stimulate and improve the economy and employment climate in Southern Illinois, one of the most economically depressed areas of our state;
- to enhance the safety and efficiency of the state highway system for the entire state and making IDOT facilities more equally available to all Illinois citizens;
- to substantially reduce leasing costs for the Division of Traffic Safety without impacting services; and
- to expand the environmental focus of IDOT's departments.

In doing so, this team has partnered with a community college and purchased a portion of the Southeastern Illinois College Building in Harrisburg, Illinois. A separate group of experts has studied and compiled an Economic Impact study on the effect of bringing a substantial workforce into the depressed Southern Illinois economy.

2.1 Improve Southern Illinois Employment Position

During preliminary analysis, the IDOT team investigated the economic / employment position of all Illinois regions based on statistics provided for the individual counties.

The economy of Southern Illinois is heavily dependent on the declining coal mining industry. Reflective of this downturn, as of March 2008 four of the five counties in our state with the highest unemployment rates are located in Southern Illinois. Study results indicate the addition of approximately 140 jobs to the Southern Illinois economy could lower the unemployment rate in those counties by as much as 8.0%. Additionally, the added jobs would have a multiplier effect that is greater than the effect of the loss of those jobs to the Springfield area.

IDOT convened a team of internal representatives and external econometrics experts to formally pursue the Economic Impact of this initiative. They compiled the report included in Appendix B.

Excerpt from the report:

> *"We find that the Southern Illinois region will greatly benefit from this relocation. This will create a total output of $15.0 million and will create 127 jobs in addition to the 96 relocated and 40 newly created local jobs by IDOT. On the other hand, as expected there will be some negative effect in the Sangamon County. Our analysis shows that the benefit to Southern Illinois outweighs the loss to Sangamon County. Sangamon County will loose output valued at $8.87 million and will lose approximately 63 jobs besides the 96 employees who will move to Southern Illinois."*

2.2 Reduce IDOT / DTS Leasing Expenditures

The IDOT, Division of Traffic Safety is currently located at the facility known as the "Annex". The Annex is owned by Government Property Fund, LLC and leased by IDOT. The lease expired on July 31, 2007 and has been in hold-over status since that time. In the current fiscal year that ends June 30, 2008, IDOT is paying $25.32 per square foot for 68,170 square feet of leased property at a total annual cost of $1,725,726. This cost is inclusive of base rent, a janitorial surcharge, property taxes, insurance and maintenance wage expenses of the lessor, just over $77,000 in CMS facilities charges and over $250,000 for utilities.

Of the many IDOT leases and owned properties statewide, only two IDOT office facilities have higher square footage costs in FY 2008. These include District 1 Headquarters in Schaumburg, Illinois at a cost of $32.86 per square foot and District 4 Headquarters in Peoria, Illinois at a cost of $29.81 per square foot. The former, Schaumburg, cost is the result of Certificates of Participation issued for that facility during the late 1980s. The latter, Peoria, is the lease that is also contemplated for non renewal in the near future given the cost.

A comparison of lease costs across Illinois revealed that IDOT could realize significant cost savings by relocating the operations of the Division of Traffic Safety to southern Illinois. IDOT is paying $8.39 per square foot for an office facility in Marion, which is more than 75% less than the cost for the Annex. IDOT also looked at costs in East St. Louis ($14.50 per square foot) and costs in Matteson ($17.00 per square foot). A more recent review of market lease rates in Southern Illinois indicates that IDOT could lease a space for $12.00 per square foot, at a fully loaded rate.

2.3 *Pilot Environment Improvements and Energy Conservation*

IDOT is undertaking an initiative whenever possible to improve the environmental surroundings and reduce energy consumption at all IDOT facilities. The Southern Illinois site is to become a pilot program for other IDOT facilities. This will be accomplished by utilizing current "green" technologies and materials wherever feasible without substantially increasing the overall time and cost to prepare the facility for occupancy.
Examples of the current plans include:

- Replacing the HVAC system with high efficiency heating and cooling units.
- Adding insulation to reduce both heating and cooling costs and energy requirements.
- Replacing the light fixtures to provide for high efficiency lighting.

2.4 *Geographical Relocation*

Under the Collective Bargaining Agreement with AFSCME moving the Division of Traffic Safety from Springfield to Southern Illinois is considered an agency directed geographical transfer in accordance with Article 22 of the AFSCME Collective Bargaining Agreement and Personnel Rule 302.430.

Under the "Definition of Terms" section d) states: "work location" under RC-10, RC-14, RC-28, RC-62 and RC-63 shall be defined as all of the premises of an Agency in a County, except that each of the following shall be considered a work location, unless otherwise agreed to by the parties in the supplemental negotiations.

1) A building or related group of buildings with more than twenty-five (25) employees in the bargaining unit;

Under Article I – Work Location of the Supplemental Agreement to the current contract states:

> "for all other contractual purposes the work location is "all of the premises of the Department of Transportation within the county except district offices which shall constitute separate work locations"

Since the Teamster Pro-Tech agreement is silent on the matter, Chapter 6-6 of the department's Personnel Policies Manual dictates that this is a geographical transfer.

3.0 Economic Impact

As stated earlier, a quick analysis of the economic climate in Southern Illinois revealed a depressed region with unemployment rates in excess of 8%. As of March 2008, Sangamon County had the 14th lowest unemployment rate whereas Southern Illinois had four of the five highest unemployment rates of the 102 counties in Illinois.

In early May 2008, IDOT's Office of Finance & Administration secured an Intergovernmental Agreement with Southern Illinois University Carbondale (SIU) to conduct an "Economic Impact Analysis: Moving IDOT Division of Traffic Safety from Springfield to Southern Illinois". The full report is included in Appendix B.

Dr. Subhash C. Sharma and Dr. Basharat A. Pitafi (see Appendix G) from the SIU Economics Department collected the necessary information regarding the DTS staff; their salary and benefits; and the DTS external expenditures, then applied this data using their Impact Analysis and Planning (IMPLAN) software application and data base to produce the statistical reports. This software, developed by the Minnesota IMPLAN group, is widely used in similar economic impact studies.

The report details the impact for the Southern Illinois region including Saline and Williamson counties, the impact to central Illinois specifically Sangamon County, and the overall impact to the State of Illinois.

While the specifics can be reviewed in Appendix B, the following represents the high-level results of each area studied:

Impact to Southern Illinois

We estimate that output valued at $15.0 million will be added to the Southern Illinois economy. The geographic relocation will create 127 jobs in addition to the 96 relocated and 40 newly created local jobs by IDOT. In addition, looking at the income side, $4.45 million of labor income (besides the compensation of the IDOT employees) will be created including employee compensation ($3.87 million) and proprietary income ($581,422). The total value added to the Southern Illinois economy would be worth $6.75 million, consisting of labor income ($4.45 million), other property type income ($1.79 million), and indirect business taxes ($510,978).

Impact to Central Illinois

We find that in Sangamon County the loss would be $8.87 million in output and 63 jobs besides the 96 people who will geographically relocate to Southern Illinois region. Looking at the income side, labor income lost would be $2.56 million, including lost employee compensation ($2.32 million) and proprietary income ($238,438). The value lost would be $3.83 million, consisting of lost labor income ($2.56 million), other property type income ($ 978,647), and indirect business taxes ($290,513).

Overall impact to the State of Illinois

We estimate that output valued at $8.71 million will be added to the Illinois state economy as a result of the move, and 63 jobs will be created in addition to the 96 relocated and 40 newly created local jobs by IDOT. In addition, $2.97 million of labor income (besides the compensation of the IDOT employees) will be created including employee compensation ($2.59 million) and proprietary income ($380,108). The total value added to the state economy would

be worth $4.50 million, consisting of labor income ($2.97 million), other property type income ($1.19 million), and indirect business taxes ($337,471).

Note that the impacts on the state economy are not simply the net of the positive impacts on the Southern Illinois economy and the negative impacts on Sangamon County because the impact of an expenditure item may be different in Southern Illinois and in Sangamon County, depending on the characteristics of the local economies, including industrial production functions and leakages, i.e., industries purchasing inputs from outside the local economy.

4.0 Business Analysis

4.1 Current Expenses:

A Cost Benefit Analysis was conducted at the early stages of this initiative. Excerpts from this study are included here:

The DTS Annex is leased by IDOT at a rate of $25.32 per square foot for 68,170 square feet for a total annual cost of $1,725,726. This cost is inclusive of base rent, a janitorial surcharge, taxes, insurance and maintenance wage expenses of the lessor, just over $77,000 in CMS facilities charges and over $250,000 for utilities.

Prior to the lease at the Annex in Springfield expiring, a decision was made to try to find a lower cost alternative to house the Division of Traffic Safety. A comparison of lease costs across Illinois revealed that IDOT could realize significant cost savings by relocating the operations of the Division of Traffic Safety to Southern Illinois. IDOT is paying $8.39 per square foot for an office facility in Marion, which is more than 75% less than the cost for the Annex. IDOT also looked at costs in East St. Louis ($14.50 per square foot) and costs in Matteson ($17.00 per square foot). A more recent review of market lease rates in Southern Illinois indicates that IDOT could lease a space for $12.00 per square foot, at a fully loaded rate.

Alternatives Considered

1. Status quo.
    a. This assumes that the Division of Traffic Safety remains in the lease in the Annex at the FY 2008 rate.
    b. All 140 employees remain at that facility.
2. Move to another Springfield location.
    a. This assumes that the Division of Traffic Safety relocates to another space in Springfield at closer to market rates for the area.
    b. All 140 employees are relocated to the new facility
3. Move to a location that is yet to be determined in Southern Illinois.
    a. This assumes that the Division of Traffic Safety relocates to a facility in Southern Illinois at the market rate for that area.
    b. 140 employees are offered a geographical relocation at IDOT's expense.
    c. An analysis was conducted to compare the cost of leasing verses the purchase of property.
4. Relocate to the Hanley Building in Springfield – this option was not given consideration due to the following:
    a. There is no comparable space available in the Hanley Building.
    b. Sufficient parking is not available at the Hanley Building.

Benefits Considered

1. Positive economic impact on Southern Illinois economy.
2. Lower lease costs.
3. Lower purchase costs for the addition of a permanent state asset.

Costs Considered

1. One time costs include:
    a. Employee relocation expenses
    b. Office relocation expenses
    c. Facility renovation expenses
    d. IT set up expenses
    e. Initial purchase price of building
2. Negative economic impact on Springfield area economy.

Analysis

- Status quo was the base case.
- The Springfield option did not meet the economic goals for stimulating the economy. This alternative has an estimated 2 year payback based on a market rate of $15.00 per square foot. Lower square footage rates could be available, but without the availability of parking for 140 or more vehicles. The 10 year net savings of this option was $5.6 million. This option would have no impact on the Sangamon County unemployment rate.
- The Southern Illinois option has an estimated 2 ½ year payback based on an assumed market rate of $12.00 per square foot. The 10 year net savings of this option was $6.8 million or 20.8% more than the Springfield relocation option. This option could raise the Sangamon County unemployment rate to 5.1%, an increase of two basis points. If all employees eligible to retire exercise their retirement option, the impact on the unemployment rate would be 0.1% lower or 5.0%. Depending on the number of employees bidding into other State jobs, the number that would exercise the relocation option, and the number that could be absorbed into the larger economy, the impact would be even lower. Conversely, the direct impact on the unemployment rate in Southern Illinois counties would be to lower between 0.8% and 8.0%, depending on the location. Applying the multiplier effect would result in potentially significant additional reductions to unemployment rates in the Southern Illinois area.
- During more recent analysis, the decision to purchase the facility resulted in an even greater savings. The Harrisburg facility will provide an estimated 1½ year payback with a 10 year net savings of $12.8 million.

4.2 Planned Expenses:

Beginning in May and continuing into June 2008, candidate sites in Southern Illinois were selected and reviewed for applicability to the needs of the DTS organization. IDOT will purchase a portion of the Southeastern Illinois College Building, a facility with approximately 67,000 square feet. The building is located at 540 Commercial Street in Harrisburg, Illinois. The Division of Traffic Safety will be housed in nearly half of this facility, with 150 parking spaces included in the price.

The purchase price is $812,160 for the IDOT portion of the building. Renovations are expected to be approximately $750,000. This is an approximate cost as the actual costs are still being finalized at the time of this report.

5.0 Organizational Impact

Employee Counts:

The total employee counts for the Annex and the Harry R. Hanley building are included in the following spreadsheet:

	Annex Staffing				Hanley Staffing		
	Sep-06	Oct-07	Jun-08		Sep-06	Oct-07	May-08
Total*	169	168	167		770	776	747

- Note: includes student workers, emergency hires, and assigned field staff

6.0 Timeframe

The planning for this relocation is well underway. A high level plan of the activities to facilitate this relocation has been created with a more specific outline of the tasks and timeline underway. Preliminary estimates have the new facility renovated, fully staffed, and operational within six to nine months.

7.0 Summary

The Division of Traffic Safety Geographical Relocation is a special project undertaken to help the economy of a depressed Illinois region, to reduce overall operating costs for the Department of Transportation, and to support a safe and efficient Illinois highway system.

The Illinois Department of Transportation is continuing to seek cost saving measures wherever feasible without impacting the services they provide to Illinois' citizens. IDOT has the reputation of being a leader in innovation and customer service. To maintain this forethought, often times it becomes necessary to make some tough decisions for the benefit of the majority of citizens. Please note as you read / view upcoming news articles, that we are doing everything possible to minimize the impact to our employees and their families, while still improving our services. IDOT will make every effort to find similar positions for employees wishing to continue working for the State of Illinois in Springfield. Options for those union employees choosing not to relocate will be determined in collaboration with the employee's collective bargaining representatives. Non-union employees may be offered these same options

Appendix A – Cost Benefit Analysis

Cost Benefit Analysis
Illinois Department of Transportation
Division of Traffic Safety
Relocation from Springfield to Southern Illinois

April 2008

Introduction

Governor Blagojevich has focused on improving the local economies all over Illinois with special emphasis on areas that lag the remainder of the State in economic activity, including jobs. As a result, IDOT has decided to pursue a relocation of the Division of Traffic Safety from Springfield, Illinois to the Southern Illinois region, and to move from a lease to a building purchase, acquiring an asset for the State of Illinois.

Description of Project

The Illinois Department of Transportation (IDOT), Division of Traffic Safety is currently located at 3215 Executive Park Drive, Springfield, Illinois, known as the "Annex". The Annex is owned by Government Property Fund, LLC and leased by IDOT. The lease expired on July 31, 2007 and has been in hold-over status since that time. In the current fiscal year that ends June 30, 2008, IDOT is paying $25.32 per square foot for 68,170 square feet for a total annual cost of $1,725,726. This cost is inclusive of base rent, a janitorial surcharge, property taxes, insurance and maintenance wage expenses of the lessor, just over $77,000 in CMS facilities charges and over $250,000 for utilities.

Only two IDOT office facilities have higher square footage costs in FY 2008. These include District 1 Headquarters in Schaumburg, Illinois at a cost of $32.86 per square foot and District 4 Headquarters in Peoria, Illinois at a cost of $29.81 per square foot. The former cost is the result of Certificates of Participation issued for that facility during the late 1980s. The District 4 lease is also scheduled to be reviewed given the cost.

Purpose of the Project

Prior to the lease expiration at the Annex in Springfield, a decision was made to try to find a lower cost alternative to house the Division of Traffic Safety. A comparison of lease and purchase costs across Illinois revealed that IDOT could realize significant cost savings by relocating the operations of the Division of Traffic Safety to Southern Illinois. IDOT is paying $8.39 per square foot for an office facility in Marion, which is more than 75% less than the cost for the Annex. IDOT also looked at costs in East St. Louis ($14.50 per square foot) and costs in Matteson ($17.00 per square foot). A more recent review of market lease rates in Southern Illinois indicates that IDOT could lease a space for $12.00 per square foot, at a fully loaded rate.

IDOT then considered the impacts on the local economies of Springfield, Illinois and Southern Illinois in general. There are 140 full-time permanent employees working for the Division of Traffic Safety located in the Annex. Of those, 32 employees are eligible for retirement. Assuming all 32 of those employees exercised their option to retire and that the other employees of the Division of Traffic safety would be able to bid on other positions with other State of Illinois agencies including IDOT, the total number of displaced employees would be mitigated. Additionally, as of March 2008, Sangamon County has the 14th lowest unemployment rate out 102 counties in Illinois.

The economy of Southern Illinois is heavily dependent on the declining coal mining industry. As of March 2008 four of the five counties with the highest unemployment rates are in Southern Illinois. The addition of 140 jobs to the Southern Illinois economy could lower the unemployment rate in those counties by as much as 8.0%. Additionally, the added jobs in the new location would have a multiplier effect that is greater than the effect of the loss of those

same jobs in the Springfield area. As noted over 20% of the employees at the Springfield facility are eligible to retire and the other employees have the ability to seek employment elsewhere within State government or in an expanding local economy.

Cost Benefit Analysis

Alternatives Considered

1. Status quo.
    a. This assumes that the Division of Traffic Safety remains in the lease in the Annex at the FY 2008 rate.
    b. All 140 employees remain at that facility.
2. Move to another Springfield location.
    a. This assumes that the Division of Traffic Safety relocates to another space in Springfield at closer to market rates for the area.
    b. All 140 employees are relocated to the new facility
3. Move to a location that is yet to be determined in Southern Illinois.
    a. This assumes that the Division of Traffic Safety relocates to a facility in Southern Illinois at the market rate for that area.
    b. 140 employees are offered a geographical relocation at IDOT's expense.
    c. An analysis was conducted to compare the cost of leasing verses the purchase of property
4. Relocate to the Hanley Building in Springfield – this option was not given consideration due to the following:
    c. There is no comparable space available in the Hanley Building.
    d. Sufficient parking is not available at the Hanley Building.

Benefits Considered

1. Positive economic impact on Southern Illinois economy.
2. Lower lease costs.
3. Lower purchase costs for the addition of a permanent state asset.

Costs Considered

1. One time costs include:
    a. Employee relocation expenses
    b. Office relocation expenses
    c. Facility renovation expenses
    d. IT set up expenses
    e. Initial purchase price of building
2. Negative economic impact on Springfield area economy.

Analysis

- Status quo was the base case.
- The Springfield option did not meet the economic goals for stimulating the economy. This alternative has an estimated 2 year payback based on a market rate of $15.00 per square foot. Lower square footage rates could be available, but without the availability of parking for 140 or more vehicles. The 10 year net savings of this option was $5.6 million. This option would have no impact on the Sangamon County unemployment rate.

- The Southern Illinois option has an estimated 2 ½ year payback based on an assumed market rate of $12.00 per square foot. The 10 year net savings of this option was $6.8 million or 20.8% more than the Springfield relocation option. This option could raise the Sangamon County unemployment rate to 5.1%, an increase of two basis points. If all employees eligible to retire exercise their retirement option, the impact on the unemployment rate would be 0.1% lower or 5.0%. Depending on the number of employees bidding into other State jobs, the number that would exercise the relocation option, and the number that could be absorbed into the larger economy, the impact would be even lower. Conversely, the direct impact on the unemployment rate in Southern Illinois counties would be to lower between 0.8% and 8.0%, depending on the location. Applying the multiplier effect would result in potentially significant additional reductions to unemployment rates in the Southern Illinois area.
- During more recent analysis, the decision to purchase the facility resulted in an even greater savings. The Harrisburg facility will provide an estimated 1½ year payback with a 10 year net savings of $12.8 million.

Summary

On May 2, 2008 IDOT Secretary Milton R. Sees announced the relocation of the Division of Traffic Safety to Southern Illinois to reduce lease costs and to provide economic stimulus to an economically depressed region of the State. By doing so, IDOT can take advantage of the lowest costs per square foot in the State and provide sorely needed jobs to an area long ignored by many State policymakers.

The following report reflects the analysis **recently completed** once the Southeastern Illinois College Building in Harrisburg was selected.

Employment/Unemployment impacts
Jun-08

County	Labor Force	Unemployed	Rate	County Rank	Revised Unemployed	Rev. Rate
Franklin	18,320	1,305	7.1%	6	1,209	6.6%
Hardin	1,726	138	8.0%	3	42	2.4%
Perry	9,835	805	8.2%	1	709	7.2%
Pulaski	3,058	222	7.3%	5	126	4.1%
Saline	12,882	856	6.6%	17	760	5.9%
Sangamon	109,507	4,974	4.5%	88	5,014	4.6%
Union	8,601	654	7.6%	4	558	6.5%

Source: Illinois Department of Employment Security, April 2008 data
Sangamon County has the 14th lowest unemployment rate in the State.

Projected Long-term Savings

	Current Lease	Southern Illinois	
sq. ft. cost	$ 25.32		
sq. ft.	68,000		
Rent	1,496,830		
Utilities Cost	256,246	250,000	estimated
Total Lease Cost	$ 1,753,076	$ 250,000	
Difference from Current		$ 1,503,076.00	

One Time Costs		
Purchase price	$ 812,000	
Move Employees	$ 288,000	Assumes all 140 employees move at $3k per employee
Move Office furn/equip	$ 100,000	This is an estimate, based on IDOT doing the moving
Build out costs	$ 750,000	
IT Set up costs	$ 250,000	
Total	$ 2,200,000	
Payback (years)	(1.5)	
	$ 7,515,380	
Net 5 year Savings	$ 5,315,380	
Net 10 year Savings	$ 12,830,760	

Appendix B – Economic Impact Analysis

Economic Impact Analysis: Moving IDOT Division of Traffic Safety from Springfield to Southern Illinois

Prepared by

Subhash C. Sharma, Ph.d
Professor of Economics
Southern Illinois University Carbondale
Carbondale, Illinois 62901
Phone : 618-453-5070
e-mail : sharma@siu.edu

and

Basharat A. Pitafi, Ph.d
Assistant Professor of Economics
Southern Illinois University Carbondale
Carbondale, Illinois 62901
Phone : 618-453-5070
e-mail : pitafi@siu.edu

June 12, 2008

Economic Impact Analysis: Moving IDOT Division of Traffic Safety from Springfield to Southern Illinois

Summary

The Illinois Department of Transportation (IDOT) is planning to geographically relocate its Division of Traffic Safety (DTS) from Springfield (currently at 3215 Executive Park Drive) to Southern Illinois. This study investigates the impact on the economy of the Southern Illinois region and on the economy of Springfield area for the year 2008. In our conversation with the Illinois Department of Transportation representatives we were instructed to look into the effect on Saline County in Southern Illinois and Sangamon County for Springfield. However, after looking at the detailed data provided to us, we suggested that Williamson County should be added to the Southern Illinois study area in order to appropriately capture the economic impact of DTS geographic relocation. The suggestion was agreed to. Thus, for the Southern Illinois region we consider two counties, Saline and Williamson.

We find that the Southern Illinois region will greatly benefit from this relocation. This will create a total output of $15.0 million and will create 127 jobs in addition to the 96 relocated and 40 newly created local jobs by IDOT. On the other hand, as expected there will be some negative effect in the Sangamon County. Our analysis shows that the benefit to Southern Illinois outweighs the loss to the Sangamon County. Sangamon County will loose output valued at $8.87 million and will lose approximately 63 jobs besides the 96 employees who will move to Southern Illinois.

As far as the statewide impacts are concerned our estimates reveal that output valued at $8.71 million will be added to the Illinois state economy as a result of the move, and 63 jobs will be created in addition to the 96 relocated and 40 newly created local jobs by IDOT. Note that the impacts on the state economy are not simply the net of the positive impacts on the Southern Illinois economy and the negative impacts on Sangamon County because the impact of the an expenditure item may be different in Southern Illinois and in Sangamon County, depending on the characteristics of the local economies, including industrial production functions and leakages, i.e., industries purchasing inputs from outside the local economy.

2. Methodology:

The Impact Analysis and Planning (IMPLAN) software and database developed by the Minnesota IMPAN group is used in this study. The IMPLAN software and database are widely used in economic impact studies. The software uses an extended input-output framework to quantify the interactions between different industries and institutions in an economy. This framework allows for the estimation of three kinds of effects of a change in economic activity in a geographical area: *Direct Effects, Indirect Effects, and Induced Effects.* Direct effects are the initial changes in an industry when expenditures are made for the purchase of its output. These include changes in employment and production corresponding to a specified amount of sales by a particular industry. Indirect effects are the effects in other industries created by the purchase of goods and services by the directly affected industry. Finally, the Induced effects are the effects on all local industries caused by the expenditures of household income generated in the directly and indirectly affected industries.

In interpreting the tables note that

Labor Income = Employee Compensation + Propriety Income,

and

Value-added = Labor Income + Other Property Type income
+ Indirect Business Taxes

3. Inputs

The inputs used in this analysis are provided by representatives from the Illinois Department of Transportation. These are as follows.

A: For the Southern Illinois Region:

1. Building-related one-time costs	
1.a Building purchase price	$ 1,000,000.00
1.b Build out & building preparations costs	$ 1,000,000.00
1.c IT setup cost	$ 325,000.00
2. Building-related recurring (annual) costs:	
2.a Janitorial services; Mat cleaning Pest control services, etc.	$ 4,864.00
2.b Waste Removal	$ 3,129.00
2.c Gas	$ 33,358.00
2.d Electricity	$ 88,690.00
2.e Water	$ 1,549.00
2.f N.E.C	$ 1,712.00 *
3. Employee-related costs	
3.a 96 active employee relocated to Southern Illinois	$ 4,922,844.00
3.b 40 employees hired to replace retirees (31), Vacant positions (4), & Temp staff (5)	$ 1,905,672.00
3.c Health insurance @ $15,900 per employee per year	$ 2,162,400.00
3.d Employee moving costs (one time)	$ 480,000.00

Note: *We are making the assumption that health insurance carriers spend on average $15,900 per employee in the region. Moreover, current social security and retirement contributions have no effect in the region.*

4. General Expenses	$ 223, 892

Contains several categories. The major ones are:
travel: in-state and bon-state; commodities;
equipment; contractual services; postage; rental and repair etc.

Note: *Utilities and General expenses total = $357,193.00.*

* Corrected June 27, 2008

B. For the Sangamon County the inputs are the losses from the county.

1 .Building-related expenses — no effect

Since the building will stay there, and if IDOT is not leasing it, someone else would be leasing it, all building maintenance (e.g. Janitorial services, Mat cleaning, Pest control, Waste removal, etc.) and utilities (e.g. electricity, water etc.) are assumed to remain same.

2. Office equipment moving cost (one-time)	$ 250,000.00
3. Employee-related costs	
3.a 96 Employees moving to Southern Illinois	$ -4,922,844.00
3.b retirees and Temp staff stay in are	no effect
3.c health insurance of 96 employees	$ -1,526,400.00

Note: *We are making the assumption that health insurance carriers spend on average $15,900 per employee in the region.*

4. General Expenses	$ - 223,892.00

These are the expenses being moved to Southern Illinois

4. Impacts on the Southern Illinois Region (Saline and Williamson Counties)

A: Impact on output and value added

Impacts	Output	Value Added
Direct	10,165,464	3,672,049
Indirect	1,162,879	632,224
Induced	3,674,195	2,445,756
Total	15,002,538	6,750,028

B: Impact on Employment and Labor Income

Impacts	Employment	Labor Income
Direct	71	2,473,856
Indirect	13	399,951
Induced	43	1,573,680
Total	127	4,447,488

We estimate that output valued at $15.0 million will be added to the Southern Illinois economy. The geographic relocation will create 127 jobs in addition to the 96 relocated and 40 newly created local jobs by IDOT. In addition, looking at the income side, $4.45 million of labor income (besides the compensation of the IDOT employees) will be created including employee compensation ($3.87 million) and proprietary income ($581,422). The total value added to the Southern Illinois economy would be worth $6.75 million, consisting of labor income ($4.45 million), other property type income ($1.79 million), and indirect business taxes ($510,978).

Total Value Added is the sum of four components in the economy:

1- Employee compensation
2- Proprietary income
3- Other Proprietary Type income
4- Indirect Business Taxes

Detailed Analysis of Value Added Impact

	Direct	Indirect	Induced	Total
Employee Compensation	2,104,635	319,109	1,442,322	3,866,066
Proprietary income	369,221	80,842	131,358	581,422
Other Proprietary Type income	920,909	174,961	695,692	1,791,562
Indirect Business Taxes	277,283	57,311	176,384	510,978
Total Value Added	3,672,049	632,224	2,445,756	6,750,028

Employee Compensation includes wages and salary components and benefits. Benefits includes retirement payments, health and life insurance and any other non cash payments.

Proprietary Income is the income received by self employed individuals e.g. private business owners, doctors, lawyers etc.

Other Property Type Income is the income received by individuals in the form of rents for their properties; royalties, and dividends paid by corporations. This category also includes the profits earned by corporations.

Indirect Business Taxes are the excise and sales tax paid by individuals to businesses.

Summary of Tax Revenues

	Employee Compen--sation	Proprietary Income	Household Expenditure	Enterprises (Corporations)	Indirect Business Taxes	Total
State and Local Taxes	20,598	0	104,613	73,395	443,144	641,750
Federal Government	419,951	25,914	377,470	169,852	67,835	1,061,022

Federal Government taxes includes: Corporate Profits Tax; Indirect Bus Taxes: Custom Duty, Excise Taxes, Fed Non Taxes; Personal Taxes: Estate and Gift Tax, Income Tax, Non Taxes-Fines-Fees; Social Ins Taxes: Employee Contributions and Employer Contributions.

State/Local Govt. taxes includes: Corporate Profits Tax; Dividends; Indirect Bus Taxes: Motor Vehicle License, Other Taxes, Property Tax, S/L Non Taxes, Sales Tax, Severance Tax; Personal Taxes: Estate and Gift Tax, Income Tax, Motor Vehicle License, Non Taxes (Fines- Fees), Other Taxes (e.g. Fishing/Hunting), and Property Taxes; Social Ins Taxes: Employee Contributions and Employer Contributions.

5. Impacts on Sangamon County

A: Impact on output and value added.

Impacts	Output	Value Added
Direct	- 6,174,181	- 2,065,356
Indirect	- 624,328	- 354,687
Induced	- 2,067,241	- 1,412,112
Total	- 8,865,750	- 3,832,155

B: Impact on Employment and Labor Income

Impacts	Employment	Labor Income
Direct	- 35	- 1,390,878
Indirect	- 6	- 237,293
Induced	- 22	- 934,824
Total	- 63	- 2,562,995

We find that in Sangamon County the loss would be $8.87 million in output and 63 jobs besides the 96 people who will geographically relocate to Southern Illinois region. Looking at the income side, labor income lost would be $2.56 million, including lost employee compensation ($2.32 million) and proprietary income ($238,438). The value lost would be $3.83 million, consisting of lost labor income ($2.56 million), other property type income ($ 978,647), and indirect business taxes ($290,513).

Total Value Added is the sum of four components in the economy:

1. Employee compensation
2. Proprietary income
3. Other Proprietary Type income
4. Indirect Business Taxes

Detailed Analysis of Value Added Impact

	Direct	Indirect	Induced	Total
Employee Compensation	- 1,232,585	- 213,849	- 878,123	- 2,324,557
Proprietary income	- 158,293	- 23,444	- 56,701	- 238,438
Other Property Type income	- 510,471	- 91,495	- 376,681	- 978,647
Indirect Business Taxes	- 164,007	- 25,898	- 100,608	- 290,513
Total Value Added	- 2,065,356	- 354,687	- 1,412,112	- 3,832,155

Employee Compensation includes wages and salary components and benefits. Benefits includes retirement payments, health and life insurance and any other non cash payments.

Proprietary Income is the income received by self employed individuals e.g. private business owners, doctors, lawyers etc.

Other Property Type Income is the income received by individuals in the form of rents for their properties; royalties, and dividends paid by corporations. This category also includes the profits earned by corporations.

Indirect Business Taxes are the excise and sales tax paid by individuals to businesses.

Summary of Tax Revenues

	Employee Compen-sation	Proprietary Income	Household Expenditure	Enterprises (Corporations)	Indirect Business Taxes	Total
State and Local Taxes	- 27,203	0	- 56,292	- 40,215	- 257,095	- 380,805
Federal Government	- 226,723	- 10,723	- 209,661	- 93,066	- 33,418	- 573,590

Federal Government taxes includes: Corporate Profits Tax; Indirect Bus Taxes: Custom Duty, Excise Taxes, Fed Non Taxes; Personal Taxes: Estate and Gift Tax, Income Tax, Non Taxes-Fines-Fees; Social Ins Taxes: Employee Contributions and Employer Contributions.

State/Local Govt. taxes includes: Corporate Profits Tax; Dividends; Indirect Bus Taxes: Motor Vehicle License, Other Taxes, Property Tax, S/L Non Taxes, Sales Tax, Severance Tax; Personal Taxes: Estate and Gift Tax, Income Tax, Motor Vehicle License, Non Taxes (Fines- Fees), Other Taxes (e.g. Fishing/Hunting), and Property Taxes; Social Ins Taxes: Employee Contributions and Employer Contributions.

6. Statewide Impacts

A: Impact on output and value added.

Impacts	Output	Value Added
Direct	3,991,283	1,726,559
Indirect	1,226,148	645,138
Induced	3,487,828	2,127,020
Total	8,705,260	4,498,717

B: Impact on Employment and Labor Income

Impacts	Employment	Labor Income
Direct	26	1,211,937
Indirect	8	412,141
Induced	29	1,349,204
Total	63	2,973,282

We estimate that output valued at $8.71 million will be added to the Illinois state economy as a result of the move, and 63 jobs will be created in addition to the 96 relocated and 40 newly created local jobs by IDOT. In addition, $2.97 million of labor income (besides the compensation of the IDOT employees) will be created including employee compensation ($2.59 million) and proprietary income ($380,108). The total value added to the state economy would be worth $4.50 million, consisting of labor income ($2.97 million), other property type income ($1.19 million), and indirect business taxes ($337,471).

Note that the impacts on the state economy are not simply the net of the positive impacts on the Southern Illinois economy and the negative impacts on Sangamon County because the impact of an expenditure item may be different in Southern Illinois and in Sangamon County, depending on the characteristics of the local economies, including industrial production functions and leakages, i.e., industries purchasing inputs from outside the local economy.

Total Value Added is the sum of four components in the economy:

1. Employee compensation
2. Proprietary income
3. Other Property Type income
4. Indirect Business Taxes

Detailed Analysis of Value Added Impact

	Direct	Indirect	Induced	Total
Employee Compensation	1,033,338	342,257	1,217,579	2,593,174
Proprietary income	178,599	69,884	131,625	380,108
Other Property Type income	395,313	177,950	614,699	1,187,963
Indirect Business Taxes	119,309	55,046	163,116	337,471
Total Value Added	1,726,559	645,138	2,127,020	4,498,717

Employee Compensation includes wages and salary components and benefits. Benefits includes retirement payments, health and life insurance and any other non cash payments.

Proprietary Income is the income received by self employed individuals, e.g., private business owners, doctors, lawyers etc.

Other Property Type Income is the income received by individuals in the form of rents for their properties; royalties, and dividends paid by corporations. This category also includes the profits earned by corporations.

Indirect Business Taxes are the excise and sales tax paid by individuals to businesses.

Summary of Tax Revenues

	Employee Compen-sation	Proprietary Income	Household Expenditure	Enterprises (Corporations)	Indirect Business Taxes	Total
State and Local Taxes	10,236	0	75,520	48,975	291,744	426,475
Federal Government	292,672	17,287	282,960	113,337	45,727	751,984

Federal Government taxes includes: Corporate Profits Tax; Indirect Bus Taxes: Custom Duty, Excise Taxes, Fed Non Taxes; Personal Taxes: Estate and Gift Tax, Income Tax, Non Taxes-Fines-Fees; Social Ins Taxes: Employee Contributions and Employer Contributions.

State/Local Govt. taxes includes: Corporate Profits Tax; Dividends; Indirect Bus Taxes: Motor Vehicle License, Other Taxes, Property Tax, S/L Non Taxes, Sales Tax, Severance Tax; Personal Taxes: Estate and Gift Tax, Income Tax, Motor Vehicle License, Non Taxes (Fines- Fees), Other Taxes (e.g. Fishing/Hunting), and Property Taxes; Social Ins Taxes: Employee Contributions and Employer Contributions.

Appendix C - Commission on Government Forecasting and Accountability

Request for Information:

Following is the original request for information from the Commission on Government Forecasting and Accountability.

SENATE
Jeffrey M. Schoenberg
Co-Chairman

Bill Brady
Don Harmon
Christine Radogno
David Syverson
Donne Trotter

EXECUTIVE DIRECTOR
Dan R. Long

State of Illinois
COMMISSION ON GOVERNMENT FORECASTING AND ACCOUNTABILITY
703 Stratton Ofc. Bldg., Springfield, IL 62706
217/782-5320 Fax: 217/782-3513
http://www.ilga.gov/commission/cgfa2006/home.aspx

HOUSE
Richard P. Myers
Co-Chairman

Patricia Bellock
Frank Mautino
Robert Molaro
Elaine Nekritz
Raymond Poe

DEPUTY DIRECTOR
Trevor J. Clatfelter

May 15, 2008

Mr. Milton Sees
Secretary
Illinois Department of Transportation
2300 S. Dirksen Parkway
FL 003; Room 300
Springfield, IL 62764

Dear Secretary Sees:

On May 5, 2008 the Illinois Department of Transportation filed a notice with the Commission of IDOT's plans to close the facility at ***3215 Executive Drive in Springfield, Illinois***. The State Facility Closure Act (30 ILCS 608) states that, "Within 10 days after the Commission receives notice of the closure, the Commission, in its discretion, may require the State executive branch officer with jurisdiction over the facility to file a recommendation for closure." The Commission on Government Forecasting and Accountability requests that the Department of Transportation file an official recommendation of closure in compliance with 30 ILCS 608 with the Commission by Tuesday, July 1, 2008. The recommendation must include, but is not limited to:

1) the location and identity of the State facility proposed to be closed;
2) the number of employees for which the State facility is the primary stationary work location and the effect of the closure of the facility on those employees;
3) the location or locations to which the functions and employees of the State facility would be moved;
4) the availability and condition of land and facilities at both the existing location and any potential locations;
5) the ability to accommodate the functions and employees at the existing and at any potential locations;
6) the cost of operations of the State facility and at any potential locations and any other related budgetary impacts;

-2-

7) the economic impact on existing communities in the vicinity of the State facility and any potential facility;
8) the ability of the existing and any potential communities infrastructure to support the functions and employees;
9) the impact on State services delivered at the existing location, in direct relation to the State services expected to be delivered at any potential locations;
10) the environmental impact, including the impact related to potential environmental restoration, waste management, and environmental compliance activities; and
11) the headcount of employees occupying the facility at 3215 Executive Drive and the Handley Building over the past three years. The floor plan from the Handley Building prior to the defeat of the shared services initiative.

Should you have any questions concerning this request, please contact Dan R. Long, the Commission Executive Director at (217) 782-5320.

Senator Jeffrey Schoenberg
Co-Chairman

Representative Richard Myers
Co-Chairman

JMS/RPM:dkb
336

Illinois Department of Transportation's response to Commission on Government Forecasting and Accountability:

Illinois Department of Transportation
Office of the Secretary
2300 South Dirksen Parkway / Springfield, Illinois / 62764
Telephone 217/782-5597

RECEIVED
MAY 22 2008
CGFA

May 20, 2008

Senator Jeffrey Schoenberg, Co-Chairman
Representative Richard Myers, Co-Chairman
Commission on Government Forecasting
and Accountability
703 Stratton Office Bldg.
Springfield, Illinois 62706

Dear Senator Schoenberg and Representative Myers:

I wish to acknowledge receipt of your request for a "Recommendation for Closure" in compliance with 30 ILCS 608 dated May 15, 2008, with regard to the facility at 3215 Executive Drive in Springfield, Illinois, commonly referred to as the "Annex." We wish to thank this Commission for its due diligence in this matter.

Please note the transfer of the Illinois Department of Transportation, Division of Traffic Safety personnel from the Annex to a location in southern Illinois is defined in Title 80 Illinois Administrative Code, Section 302.430 as a Geographical Transfer (Agency Directed) and 20 ILCS 5/5-630. We will make every effort to meet the compliance deadline of July 1, 2008, to have a report that will satisfactorily address the eleven (11) points in your initial request.

Once again, I wish to thank you for your interest in this endeavor.

Sincerely,

Milton R. Sees, P.E.
Secretary

cc: Dan Long
Russ Breckenridge

IDOT's Response to Recommendation for Closure:

We have included responses to each question in the following paragraphs:

1. **Location / Identity:**

   No facility is proposed to be closed. The Division of Traffic Safety currently located at 3215 Executive Drive, in Springfield, Illinois 62764 is being relocated to Southern Illinois. This facility in Springfield is known as the "Annex".

   The Division of Traffic Safety will be relocated to a portion of the Southeastern Illinois College Building located at 540 Commercial Street, Harrisburg, Illinois 62959, in Saline County.

2. **Estimated Number of Employees:**

   There will be approximately 140 positions relocated to Harrisburg. All Division of Traffic Safety employees headquartered in the Annex will be offered an opportunity to relocate to this facility. At this time, we do not know who will accept this offer since some employees are retiring while others are transferring to other State positions. For those that choose to relocate, IDOT will provide reasonable moving expenses. Options for those employees choosing not to relocate will be determined in collaboration with the employee's collective bargaining representatives. Non-union employees may be offered these same options. IDOT will make every effort to find similar positions for employees wishing to continue working for the State of Illinois in Springfield. Options for those union employees choosing not to relocate will be determined in collaboration with the employee's collective bargaining representatives. Non-union employees may be offered these same options.

3. **Functional Location(s)**
   The Harrisburg facility will house IDOT's Division of Traffic Safety including the Administrative Executive Staff, Bureau of Safety Programs & Administrative Support, and the Bureau of Safety Data and Data Services. These functions will be performed from a portion of the Southeastern Illinois College Building located at 540 Commercial Street, Harrisburg, Illinois 62959, in Saline County.

4. **Availability and Condition of Land & Facilities:**

   The purchase of the Southeastern Illinois College building is being acquired pursuant to 20 ILCS 5/5-630 and the IDOT mission to support Illinois state highway purposes.

   The portion of the building that DTS will occupy is vacant. Renovations will be made to meet the needs of the Division of Traffic Safety in accordance with Central Management Services (CMS) standards for office criteria.

5. **Ability to accommodate the functions & employees:**

   The Harrisburg building was selected for its suitability to accommodate the Division of Traffic Safety employees and their supporting functions. A facility "build out" is expected to refurbish the facility to meet the physical, telecommunications, and computer networking needs of DTS, utilizing green technology where feasible.

   Please refer to the Site Appraisal (included in Appendix F) "Area, City and Neighborhood Data" section beginning on Page 13 of the report for a more detailed

overview of the area demographics. This report includes capabilities for transportation, utilities, health facilities, education facilities, employment, shopping, etc.

6. **Cost of Operations:**

   IDOT is estimating the Cost of Operations will be lower in Harrisburg due to the significant reduction in floor space. The DTS operations will be housed in approximately 32,000 square feet as opposed to the currently 67,000 square feet leased at the Annex. The utilities to heat, cool, and light this smaller area will be reduced as will the CMS Management Fees. Furthermore, as the building will be state-owned, IDOT will not be paying property taxes on this new facility.

7. **Economic Impact:**

   IDOT convened a team of internal representatives and external econometrics experts to formally pursue the Economic Impact of this initiative. They compiled the report included in Appendix B.

   Excerpts from the report:

   "We find that the Southern Illinois region will greatly benefit from this relocation. This will create a total output of $15.0 million and will create 127 jobs in addition to the 96 relocated and 40 newly created local jobs by IDOT. On the other hand, as expected there will be some negative effect in the Sangamon County. Our analysis shows that the benefit to Southern Illinois outweighs the loss to the Sangamon County. Sangamon County will loose output valued at $8.87 million and will lose approximately 63 jobs besides the 96 employees who will move to Southern Illinois."

   We estimate that output valued at $8.71 million will be added to the Illinois state economy as a result of the move, and 63 jobs will be created in addition to the 96 relocated and 40 newly created local jobs by IDOT. In addition, $2.97 million of labor income (besides the compensation of the IDOT employees) will be created including employee compensation ($2.59 million) and proprietary income ($380,108). The total value added to the state economy would be worth $4.50 million, consisting of labor income ($2.97 million), other property type income ($1.19 million), and indirect business taxes ($337,471).

   Note that the impacts on the state economy are not simply the net of the positive impacts on the Southern Illinois economy and the negative impacts on Sangamon County because the impact of an expenditure item may be different in Southern Illinois and in Sangamon County, depending on the characteristics of the local economies, including industrial production functions and leakages, i.e., industries purchasing inputs from outside the local economy.

8. **Infrastructure Impact:**

   We anticipate there will be a positive impact to the Central Illinois infrastructure as a result of the staff relocation from their current site at 3215 Executive Drive. We are expecting a slight reduction in traffic flows on South Dirksen Parkway in Springfield. We

are also anticipating a very small reduction in electricity, natural gas, and water usage in the Springfield community.

The Harrisburg community has adequate electrical, water, roadway and other infrastructure capacity to support the relocation of the DTS employees and their families. IDOT will be working with Harrisburg community leaders to build an alliance to smooth the transition of this relocation. The State will gain an asset upon the purchase of the property while losing a significant state lease expense.

Please refer to the Site Appraisal (included in Appendix F) "Area, City and Neighborhood Data" section beginning on Page 13 of the report for a more detailed overview of the area demographics. This report includes capabilities for transportation, utilities, health facilities, education facilities, employment, shopping, etc.

9. State Services Impact:

A detailed project plan is being developed to ensure a seamless transition of DTS operations before, during, and after the physical relocation to Harrisburg. Tentative plans include forming an alliance with Community Leaders; conducting job fairs in nearby State Universities and Community Colleges; and preparing a comprehensive training plan to make the new DTS staff effective by start-up. We do not anticipate a reduction of services during the relocations.

10. Environmental Impact:

IDOT is currently leasing the facility at 3215 Executive Drive in Springfield, Illinois from Government Property Fund, LLC. Once the relocation is complete, occupancy for this facility will be assumed by the owners. IDOT has no authority to facilitate any environmental changes to this facility.

The Illinois Department of Transportation's Geologic / Waste Assessment Specialist conducted numerous tests including soil sample analysis, paint sample analysis, and air sample analysis of the Southeastern Illinois College Building.

The preliminary lab results of the soil samples indicate that all volatile organics or semi-volatile organics were below detection limits. Some heavy metals were detected but they do not exceed any threshold.

All paint samples came back below the lead paint threshold.

Two areas of mold were observed and detected. The wood containing the mold is going to be removed. Air samples for mold detected low levels. Recommendation is to have the HVAC system inspected to determine that it is operating correctly and the mold in the air should not be a problem with proper moisture control.

Asbestos was detected in the floor tile mastic and is scheduled for removal.

Radon test results are pending. If radon is detected it can be controlled with proper ventilation.

A complete copy of the analysis reports is included in the Environmental Impact section Appendix E.

11. Head Count / Floor Layout

The total employee counts for the Annex and the Harry R. Hanley building are included in the following spreadsheet:

	Annex Staffing				Hanley Staffing		
	Sep-06	Oct-07	Jun-08		Sep-06	Oct-07	May-08
Total	169	168	167		770	776	747

The Floor Layout of the Harry R. Hanley building is included in Appendix D.

Appendix D – Harry R. Hanley Building Layout

Following is the floor layouts for the IDOT Hanley Building

1st Floor

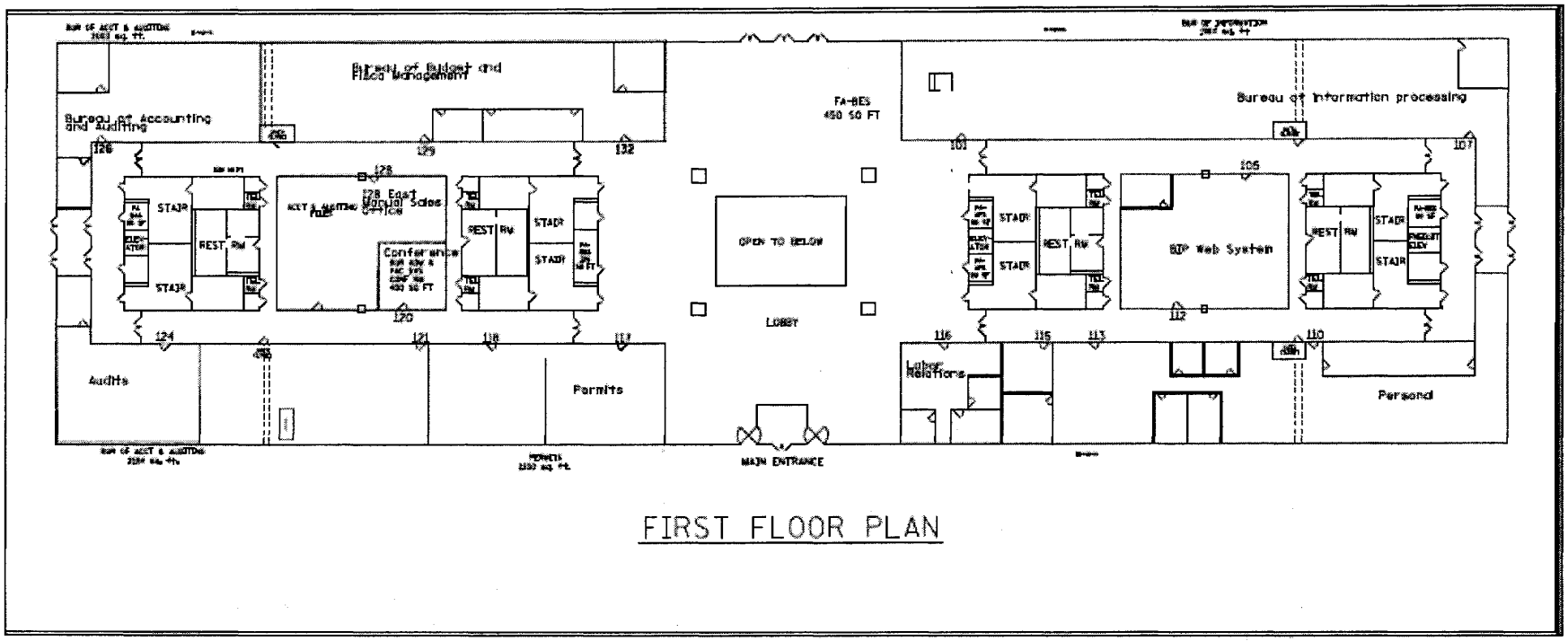

2nd Floor

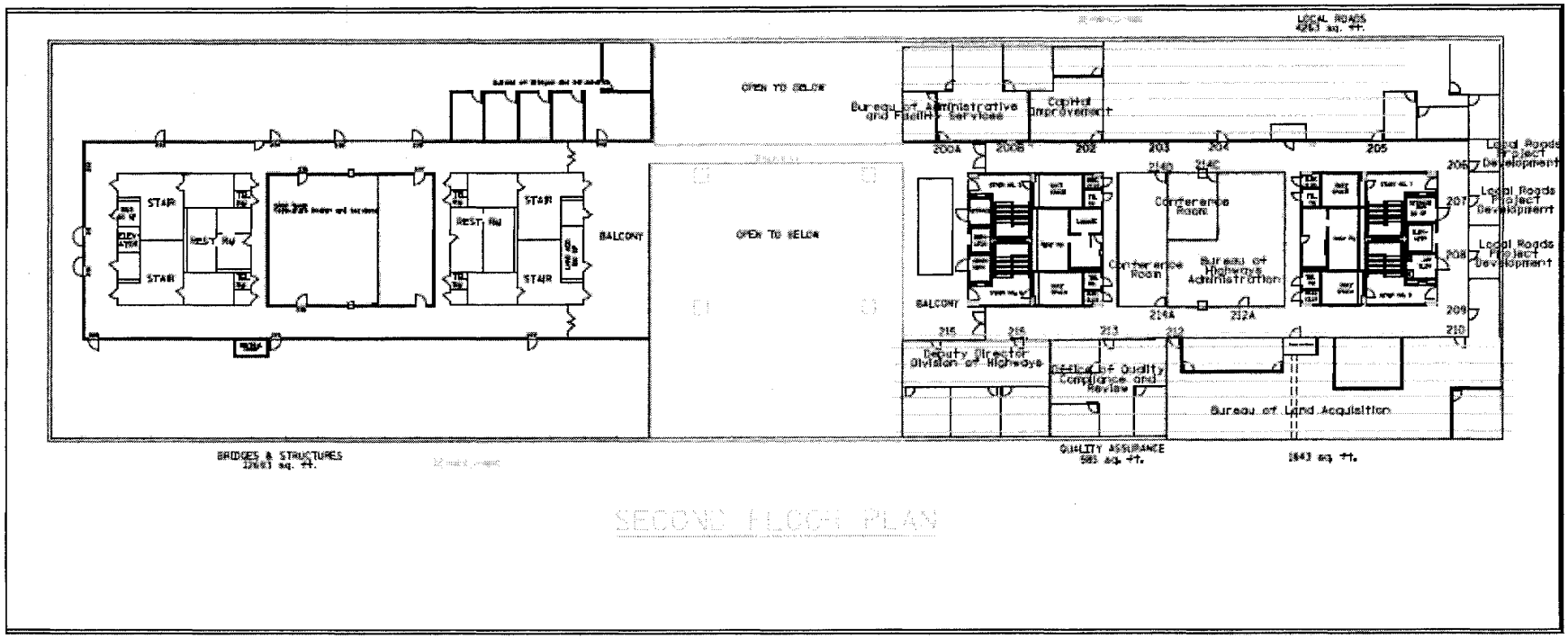
OPEN TO BELOW
Bureau of Administrative and Facility Services
Capital Improvement
STAIR
REST RM
BALCONY
Conference Room
Bureau of Highways Administration
Deputy Director Division of Highways
Bureau of Quality Compliance and Review
Bureau of Land Acquisition
Local Roads Project Development
BRIDGES & STRUCTURES
QUALITY ASSURANCE
SECOND FLOOR PLAN

3rd Floor

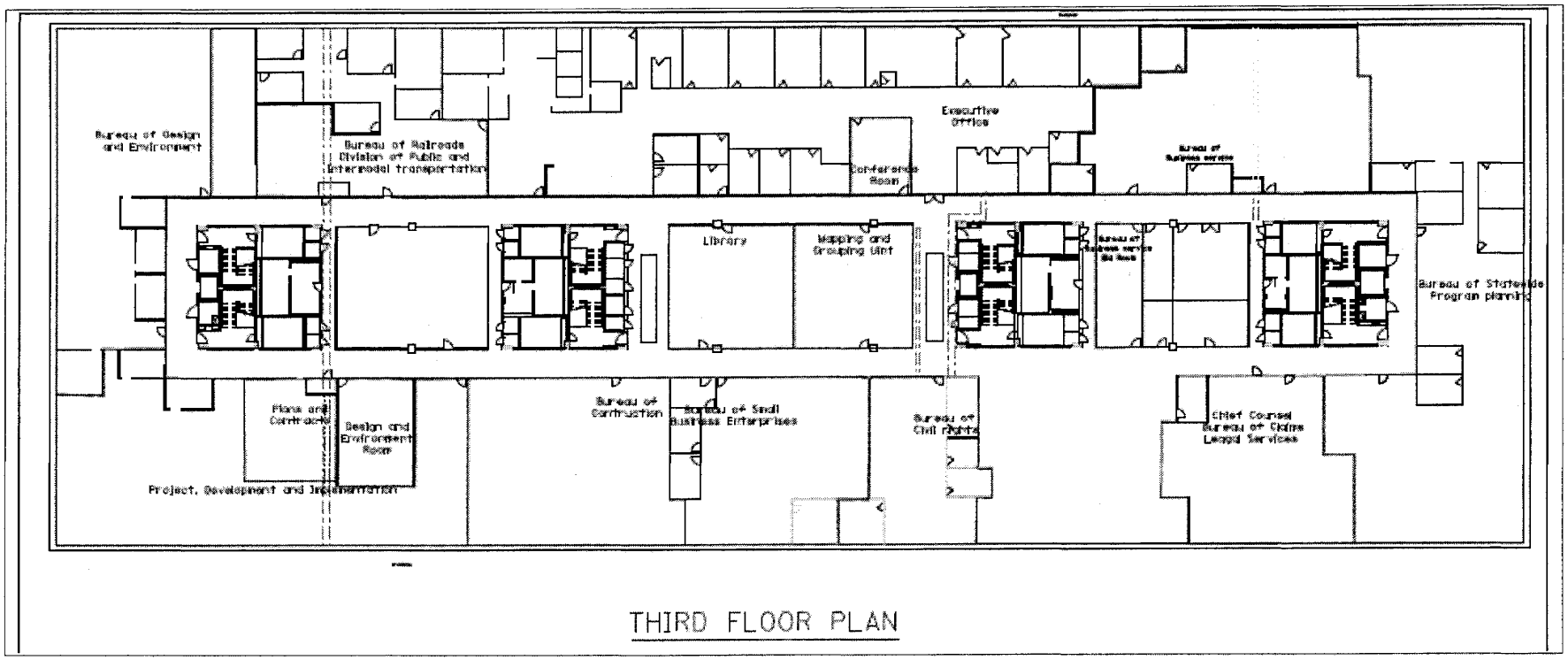
Bureau of Design and Environment
Bureau of Railroads Division of Public and Intermodal transportation
Executive Office
Conference Room
Library
Mapping and Grouping Unit
Bureau of Statewide Program planning
Plans and Contracts
Design and Environment Room
Project, Development and Implementation
Bureau of Construction
Bureau of Small Business Enterprises
Bureau of Civil Rights
Chief Counsel Bureau of Claims Legal Services
THIRD FLOOR PLAN

Basement

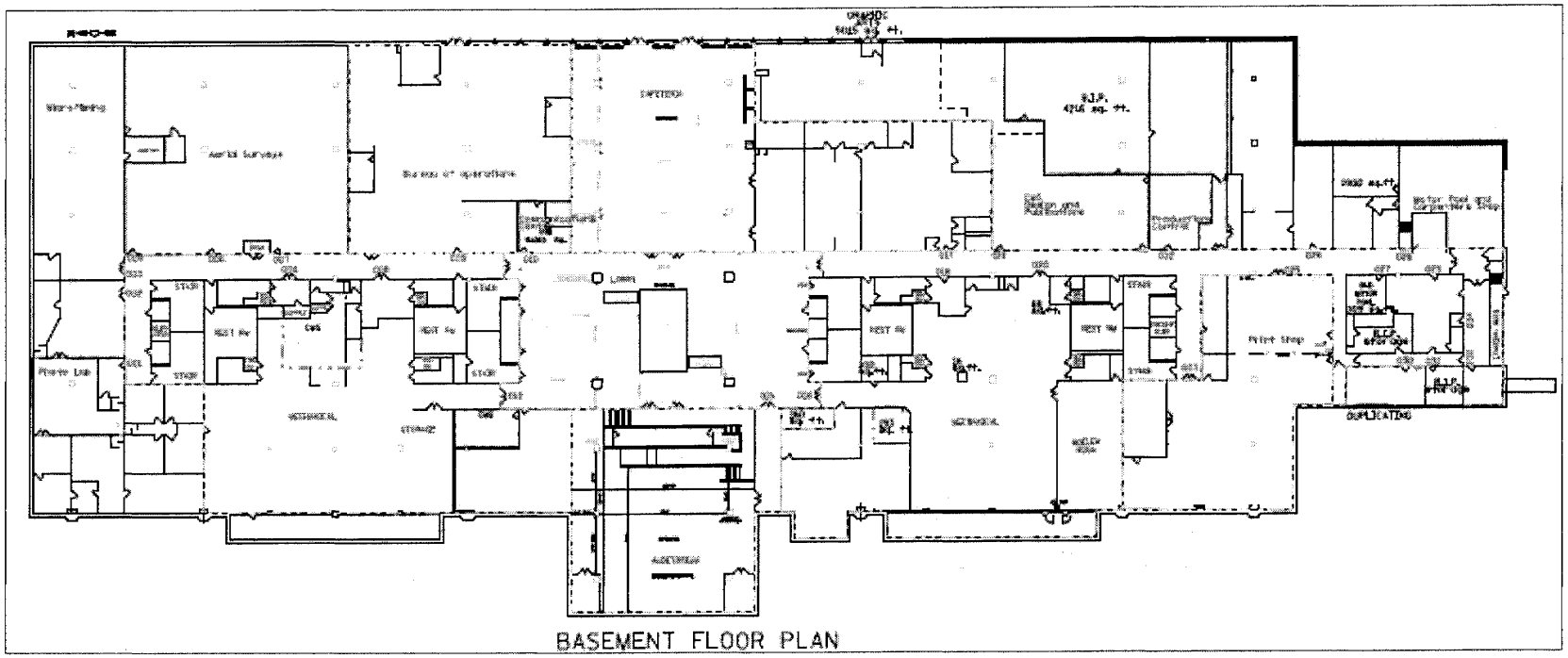

Appendix E – Environmental Impact

The Illinois Department of Transportation's Geologic / Waste Assessment Specialist conducted numerous tests including soil sample analysis, paint sample analysis, and air sample analysis of the Southeastern Illinois College Building.

Analysis Reports Follow:

TestAmerica

THE LEADER IN ENVIRONMENTAL TESTING

ANALYTICAL REPORT

Job Number: 500-12172-1

Job Description: IDOT - Harrisburg Commercial Drive

For:
Ecology and Environment, Inc.
33 West Monroe St.
Suite 550
Chicago, IL 60603

Attention: Mr. Dean Tiebout

Richard C Wright
Project Manager II
richard.wright@testamericainc.com
06/25/2008

These test results meet all the requirements of NELAC for accredited parameters.

The Lab Certification ID# is 100201.

All questions regarding this test report should be directed to the TestAmerica Project Manager whose signature appears on this report. All pages of this report are integral parts of the analytical data. Therefore, this report should be reproduced only in its entirety.

Reporting limits are adjusted for sample size used, dilutions and moisture content if applicable.

Job Narrative
500-J12172-1

Comments
No additional comments.

Receipt
All samples were received in good condition within temperature requirements.

GC/MS VOA
No analytical or quality issues were noted.

GC/MS Semi VOA
No analytical or quality issues were noted.

Metals
Method(s) 6010B: The serial dilution performed for the following sample(s) 500-12172-4 was outside control limits: Ba,Be,Cr,Ni,Pb, and Zn

Method(s) 6010B: The matrix spike / matrix spike duplicate (MS/MSD) recoveries for batch 40944 sample 500-12172-4 were outside control limits for Sb,Se,and Tl. The MS was also out for Cd and Zn. The associated laboratory control standard (LCS) met acceptance criteria.

Method(s) 6020: The ICSA for batch 41022 exceeded the acceptance limits for element Ni. The elevated level is due to a known amount in the ICSA vendor stock solution.

Method(s) 6020: The matrix duplicate %RPD for sample 500-12172-2 was outside the control limits for Pb.

Method(s) 6020: The internal standard (Sc) was slightly below the acceptance limit for the CCV's in AD batch 41022. The CCV recoveries were all within acceptance limits. The samples have been reported.

No other analytical or quality issues were noted.

General Chemistry
No analytical or quality issues were noted.

Organic Prep
No analytical or quality issues were noted.

EXECUTIVE SUMMARY - Detections

Client: Ecology and Environment, Inc. Job Number: 500-12172-1

Lab Sample ID Analyte	Client Sample ID	Result / Qualifier		Reporting Limit	Units	Method
500-12172-1	**E03HAB01 (2-4)**					
Acetone		9.4		5.3	ug/Kg	8260B
Phenanthrene		9.2	J	41	ug/Kg	8270C
Antimony		0.40	J	1.2	mg/Kg	6010B
Arsenic		7.0		0.62	mg/Kg	6010B
Beryllium		0.99		0.25	mg/Kg	6010B
Chromium		28		0.62	mg/Kg	6010B
Copper		16		0.62	mg/Kg	6010B
Lead		16	B	0.31	mg/Kg	6010B
Nickel		32		0.62	mg/Kg	6010B
Selenium		0.48	J	0.62	mg/Kg	6010B
Zinc		46	B	1.2	mg/Kg	6010B
Barium		160	B	0.62	mg/Kg	6010B
Mercury		0.0098	J	0.021	mg/Kg	7471A
pH		7.90		0.200	SU	9045C
Percent Moisture		20		0.10	%	PercentMoisture
Percent Solids		80		0.10	%	PercentMoisture
500-12172-2	**E03HAG01**					
Total Recoverable						
Arsenic		0.0017		0.0010	mg/L	6020
Barium		0.037		0.0025	mg/L	6020
Lead		0.00029	J	0.00050	mg/L	6020
Nickel		0.0040	^	0.0020	mg/L	6020
Zinc		0.025	B	0.020	mg/L	6020
500-12172-4	**E03HAB02 (0-2)**					
Acetone		20		5.1	ug/Kg	8260B
Arsenic		5.3		0.56	mg/Kg	6010B
Beryllium		0.86	V	0.23	mg/Kg	6010B
Chromium		24	V	0.56	mg/Kg	6010B
Copper		19		0.56	mg/Kg	6010B
Lead		13	B V	0.28	mg/Kg	6010B
Nickel		26	V	0.56	mg/Kg	6010B
Thallium		0.23	J	0.56	mg/Kg	6010B
Zinc		42	B V	1.1	mg/Kg	6010B
Barium		130	B V	0.56	mg/Kg	6010B
Mercury		0.0096	J	0.020	mg/Kg	7471A
pH		8.19		0.200	SU	9045C
Percent Moisture		18		0.10	%	PercentMoisture
Percent Solids		82		0.10	%	PercentMoisture

EXECUTIVE SUMMARY - Detections

Client: Ecology and Environment, Inc. Job Number: 500-12172-1

Lab Sample ID Analyte	Client Sample ID	Result / Qualifier		Reporting Limit	Units	Method
500-12172-5	**E03HAB03 (6-8)**					
Acetone		8.7		5.3	ug/Kg	8260B
Antimony		0.25	J	1.2	mg/Kg	6010B
Arsenic		7.2		0.59	mg/Kg	6010B
Beryllium		0.84		0.24	mg/Kg	6010B
Chromium		24		0.59	mg/Kg	6010B
Copper		20		0.59	mg/Kg	6010B
Lead		11	B	0.30	mg/Kg	6010B
Nickel		29		0.59	mg/Kg	6010B
Zinc		55	B	1.2	mg/Kg	6010B
Barium		120	B	0.59	mg/Kg	6010B
Mercury		0.012	J	0.021	mg/Kg	7471A
pH		8.15		0.200	SU	9045C
Percent Moisture		19		0.10	%	PercentMoisture
Percent Solids		81		0.10	%	PercentMoisture
500-12172-6	**E03HAB04 (2-4)**					
Acetone		20		5.5	ug/Kg	8260B
Arsenic		5.0		0.60	mg/Kg	6010B
Beryllium		0.93		0.24	mg/Kg	6010B
Chromium		25		0.60	mg/Kg	6010B
Copper		17		0.60	mg/Kg	6010B
Lead		16	B	0.30	mg/Kg	6010B
Nickel		26		0.60	mg/Kg	6010B
Silver		0.068	J	0.30	mg/Kg	6010B
Zinc		44	B	1.2	mg/Kg	6010B
Barium		150	B	0.60	mg/Kg	6010B
pH		8.05		0.200	SU	9045C
Percent Moisture		20		0.10	%	PercentMoisture
Percent Solids		80		0.10	%	PercentMoisture

EXECUTIVE SUMMARY - Detections

Client: Ecology and Environment, Inc. Job Number: 500-12172-1

Lab Sample ID Analyte	Client Sample ID	Result / Qualifier		Reporting Limit	Units	Method
500-12172-7	**E03HAB05 (6-8)**					
Acetone		24		5.4	ug/Kg	8260B
Arsenic		6.4		0.59	mg/Kg	6010B
Beryllium		0.96		0.23	mg/Kg	6010B
Chromium		26		0.59	mg/Kg	6010B
Copper		19		0.59	mg/Kg	6010B
Lead		12	B	0.29	mg/Kg	6010B
Nickel		28		0.59	mg/Kg	6010B
Selenium		0.26	J	0.59	mg/Kg	6010B
Thallium		0.36	J	0.59	mg/Kg	6010B
Zinc		46	B	1.2	mg/Kg	6010B
Barium		160	B	0.59	mg/Kg	6010B
Mercury		0.012	J	0.021	mg/Kg	7471A
pH		8.02		0.200	SU	9045C
Percent Moisture		21		0.10	%	PercentMoisture
Percent Solids		79		0.10	%	PercentMoisture
500-12172-8	**E03HAB06 (4-6)**					
Acetone		15		5.3	ug/Kg	8260B
Arsenic		6.7		0.61	mg/Kg	6010B
Beryllium		0.99		0.25	mg/Kg	6010B
Chromium		28		0.61	mg/Kg	6010B
Copper		20		0.61	mg/Kg	6010B
Lead		12	B	0.31	mg/Kg	6010B
Nickel		30		0.61	mg/Kg	6010B
Thallium		0.50	J	0.61	mg/Kg	6010B
Zinc		53	B	1.2	mg/Kg	6010B
Barium		170	B	0.61	mg/Kg	6010B
Mercury		0.015	J	0.021	mg/Kg	7471A
pH		7.88		0.200	SU	9045C
Percent Moisture		21		0.10	%	PercentMoisture
Percent Solids		79		0.10	%	PercentMoisture

METHOD SUMMARY

Client: Ecology and Environment, Inc. Job Number: 500-12172-1

Description	Lab Location	Method	Preparation Method
Matrix: Solid			
Volatile Organic Compounds by GC/MS	TAL CHI	SW846 8260B	
Closed System Purge & Trap/Laboratory Preservation	TAL CHI		SW846 5035
SVOC	TAL CHI	SW846 8270C	
Automated Soxhlet Extraction	TAL CHI		SW846 3541
Total Metals	TAL CHI	SW846 6010B	
Acid Digestion of Sediments, Sludges, and Soils	TAL CHI		SW846 3050B
Mercury	TAL CHI	SW846 7471A	
Mercury in Solid or Semi-Solid Waste (Manual Cold	TAL CHI		SW846 7471A
Soil and Waste pH	TAL CHI	SW846 9045C	
Matrix: Water			
VOC	TAL CHI	SW846 8260B	
Purge-and-Trap	TAL CHI		SW846 5030B
SVOC	TAL CHI	SW846 8270C	
Separatory Funnel Liquid-Liquid Extraction	TAL CHI		SW846 3510C
Inductively Coupled Plasma - Mass Spectrometry	TAL CHI	SW846 6020	
Acid Digestion of Waters for Total Recoverable or	TAL CHI		SW846 3005A
Mercury	TAL CHI	SW846 7470A	
Mercury in Liquid Waste (Manual Cold Vapor	TAL CHI		SW846 7470A

Lab References:

TAL CHI = TestAmerica Chicago

Method References:

SW846 = "Test Methods For Evaluating Solid Waste, Physical/Chemical Methods", Third Edition, November 1986 And Its Updates.

SAMPLE SUMMARY

Client: Ecology and Environment, Inc.

Job Number: 500-12172-1

Lab Sample ID	Client Sample ID	Client Matrix	Date/Time Sampled	Date/Time Received
500-12172-1	E03HAB01 (2-4)	Solid	06/23/2008 1045	06/24/2008 1030
500-12172-2	E03HAG01	Water	06/23/2008 1125	06/24/2008 1030
500-12172-3	E03TB01	Water	06/23/2008 1135	06/24/2008 1030
500-12172-4	E03HAB02 (0-2)	Solid	06/23/2008 1315	06/24/2008 1030
500-12172-5	E03HAB03 (6-8)	Solid	06/23/2008 1405	06/24/2008 1030
500-12172-6	E03HAB04 (2-4)	Solid	06/23/2008 1505	06/24/2008 1030
500-12172-7	E03HAB05 (6-8)	Solid	06/23/2008 1630	06/24/2008 1030
500-12172-8	E03HAB06 (4-6)	Solid	06/23/2008 1750	06/24/2008 1030

SAMPLE RESULTS

Mr. Dean Tiebout
Ecology and Environment, Inc.
33 West Monroe St.
Suite 550
Chicago, IL 60603

Job Number: 500-12172-1

Client Sample ID: E03HAB01 (2-4)
Lab Sample ID: 500-12172-1

Date Sampled: 06/23/2008 1045
Date Received: 06/24/2008 1030
Client Matrix: Solid
Percent Solids: 81

Analyte	Result/Qualifier	Unit	MDL	RL	Dilution
Method: 8260B		Date Analyzed:	06/24/2008 1428		
Prep Method: 5035		Date Prepared:	06/23/2008 1045		
Acetone	9.4	ug/Kg	2.0	5.3	1.0
Benzene	<5.3	ug/Kg	0.90	5.3	1.0
Bromodichloromethane	<5.3	ug/Kg	0.82	5.3	1.0
Bromoform	<5.3	ug/Kg	1.1	5.3	1.0
Bromomethane	<5.3	ug/Kg	2.3	5.3	1.0
Methyl Ethyl Ketone	<5.3	ug/Kg	1.9	5.3	1.0
Carbon disulfide	<5.3	ug/Kg	0.99	5.3	1.0
Carbon tetrachloride	<5.3	ug/Kg	0.99	5.3	1.0
Chlorobenzene	<5.3	ug/Kg	0.72	5.3	1.0
Chloroethane	<5.3	ug/Kg	1.3	5.3	1.0
Chloroform	<5.3	ug/Kg	1.0	5.3	1.0
Chloromethane	<5.3	ug/Kg	1.7	5.3	1.0
cis-1,2-Dichloroethene	<5.3	ug/Kg	1.0	5.3	1.0
cis-1,3-Dichloropropene	<5.3	ug/Kg	0.84	5.3	1.0
Dibromochloromethane	<5.3	ug/Kg	0.88	5.3	1.0
1,1-Dichloroethane	<5.3	ug/Kg	1.0	5.3	1.0
1,2-Dichloroethane	<5.3	ug/Kg	1.2	5.3	1.0
1,1-Dichloroethene	<5.3	ug/Kg	0.93	5.3	1.0
1,2-Dichloropropane	<5.3	ug/Kg	0.99	5.3	1.0
Ethylbenzene	<5.3	ug/Kg	0.75	5.3	1.0
2-Hexanone	<5.3	ug/Kg	1.3	5.3	1.0
Methylene Chloride	<5.3	ug/Kg	0.82	5.3	1.0
methyl isobutyl ketone	<5.3	ug/Kg	1.6	5.3	1.0
Methyl tert-butyl ether	<5.3	ug/Kg	1.4	5.3	1.0
Styrene	<5.3	ug/Kg	0.79	5.3	1.0
1,1,2,2-Tetrachloroethane	<5.3	ug/Kg	1.3	5.3	1.0
Tetrachloroethene	<5.3	ug/Kg	0.84	5.3	1.0
Toluene	<5.3	ug/Kg	0.93	5.3	1.0
trans-1,2-Dichloroethene	<5.3	ug/Kg	1.1	5.3	1.0
trans-1,3-Dichloropropene	<5.3	ug/Kg	1.0	5.3	1.0
1,1,1-Trichloroethane	<5.3	ug/Kg	0.94	5.3	1.0
1,1,2-Trichloroethane	<5.3	ug/Kg	1.9	5.3	1.0
Trichloroethene	<5.3	ug/Kg	1.0	5.3	1.0
Vinyl chloride	<5.3	ug/Kg	1.5	5.3	1.0
Xylenes, Total	<11	ug/Kg	1.6	11	1.0
1,3-Dichloropropene, Total	<5.3	ug/Kg	1.0	5.3	1.0

Surrogate			Acceptance Limits
4-Bromofluorobenzene (Surr)	94	%	75 - 120

Mr. Dean Tiebout
Ecology and Environment, Inc.
33 West Monroe St.
Suite 550
Chicago, IL 60603

Job Number: 500-12172-1

Client Sample ID: E03HAB01 (2-4)
Lab Sample ID: 500-12172-1

Date Sampled: 06/23/2008 1045
Date Received: 06/24/2008 1030
Client Matrix: Solid
Percent Solids: 81

Analyte	Result/Qualifier	Unit	MDL	RL	Dilution
Surrogate				Acceptance Limits	
Dibromofluoromethane	105	%		75 - 140	
1,2-Dichloroethane-d4 (Surr)	106	%		75 - 140	
Toluene-d8 (Surr)	107	%		75 - 130	
Method: 8270C		Date Analyzed:		06/25/2008 1437	
Prep Method: 3541		Date Prepared:		06/24/2008 0747	
2,4,5-Trichlorophenol	<410	ug/Kg	57	410	1.0
2,4,6-Trichlorophenol	<410	ug/Kg	41	410	1.0
2,4-Dichlorophenol	<410	ug/Kg	44	410	1.0
2,4-Dimethylphenol	<410	ug/Kg	75	410	1.0
2,4-Dinitrophenol	<820	ug/Kg	220	820	1.0
2,4-Dinitrotoluene	<210	ug/Kg	22	210	1.0
2,6-Dinitrotoluene	<210	ug/Kg	22	210	1.0
2-Chloronaphthalene	<210	ug/Kg	19	210	1.0
2-Chlorophenol	<210	ug/Kg	36	210	1.0
2-Methylnaphthalene	<210	ug/Kg	23	210	1.0
2-Methylphenol	<210	ug/Kg	41	210	1.0
2-Nitroaniline	<210	ug/Kg	22	210	1.0
2-Nitrophenol	<410	ug/Kg	50	410	1.0
3,3'-Dichlorobenzidine	<210	ug/Kg	60	210	1.0
3-Nitroaniline	<410	ug/Kg	80	410	1.0
4,6-Dinitro-2-methylphenol	<410	ug/Kg	49	410	1.0
4-Bromophenyl phenyl ether	<210	ug/Kg	16	210	1.0
4-Chloro-3-methylphenol	<410	ug/Kg	100	410	1.0
4-Chloroaniline	<820	ug/Kg	160	820	1.0
4-Chlorophenyl phenyl ether	<210	ug/Kg	17	210	1.0
4-Nitroaniline	<410	ug/Kg	88	410	1.0
4-Nitrophenol	<820	ug/Kg	71	820	1.0
Acenaphthene	<41	ug/Kg	5.2	41	1.0
Acenaphthylene	<41	ug/Kg	4.3	41	1.0
Anthracene	<41	ug/Kg	4.8	41	1.0
Benzo[a]anthracene	<41	ug/Kg	5.2	41	1.0
Benzo[a]pyrene	<41	ug/Kg	3.8	41	1.0
Benzo[b]fluoranthene	<41	ug/Kg	9.0	41	1.0
Benzo[g,h,i]perylene	<41	ug/Kg	7.0	41	1.0
Benzo[k]fluoranthene	<41	ug/Kg	8.7	41	1.0
Bis(2-chloroethoxy)methane	<210	ug/Kg	25	210	1.0
Bis(2-chloroethyl)ether	<210	ug/Kg	27	210	1.0
Bis(2-ethylhexyl) phthalate	<210	ug/Kg	35	210	1.0
Butyl benzyl phthalate	<210	ug/Kg	18	210	1.0

Mr. Dean Tiebout
Ecology and Environment, Inc.
33 West Monroe St.
Suite 550
Chicago, IL 60603

Job Number: 500-12172-1

Client Sample ID: E03HAB01 (2-4)
Lab Sample ID: 500-12172-1

Date Sampled: 06/23/2008 1045
Date Received: 06/24/2008 1030
Client Matrix: Solid
Percent Solids: 81

Analyte	Result/Qualifier		Unit	MDL	RL	Dilution
Carbazole	<210		ug/Kg	15	210	1.0
Chrysene	<41		ug/Kg	6.4	41	1.0
Dibenz(a,h)anthracene	<41		ug/Kg	5.0	41	1.0
Dibenzofuran	<210		ug/Kg	15	210	1.0
Diethyl phthalate	<210		ug/Kg	21	210	1.0
Dimethyl phthalate	<210		ug/Kg	16	210	1.0
Di-n-butyl phthalate	<210		ug/Kg	16	210	1.0
Di-n-octyl phthalate	<210		ug/Kg	18	210	1.0
1,3-Dichlorobenzene	<210		ug/Kg	21	210	1.0
Fluoranthene	<41		ug/Kg	5.3	41	1.0
Fluorene	<41		ug/Kg	4.3	41	1.0
Hexachlorobenzene	<82		ug/Kg	5.9	82	1.0
Hexachlorobutadiene	<210		ug/Kg	24	210	1.0
Hexachlorocyclopentadiene	<820		ug/Kg	140	820	1.0
Hexachloroethane	<210		ug/Kg	22	210	1.0
Indeno[1,2,3-cd]pyrene	<41		ug/Kg	5.3	41	1.0
Isophorone	<210		ug/Kg	17	210	1.0
Naphthalene	<41		ug/Kg	4.2	41	1.0
Nitrobenzene	<41		ug/Kg	7.5	41	1.0
1,4-Dichlorobenzene	<210		ug/Kg	22	210	1.0
2,2'-oxybis[1-chloropropane]	<210		ug/Kg	21	210	1.0
N-Nitrosodi-n-propylamine	<210		ug/Kg	28	210	1.0
N-Nitrosodiphenylamine	<210		ug/Kg	12	210	1.0
Pentachlorophenol	<820		ug/Kg	150	820	1.0
Phenanthrene	9.2	J	ug/Kg	3.6	41	1.0
Phenol	<210		ug/Kg	36	210	1.0
Pyrene	<41		ug/Kg	4.8	41	1.0
1,2-Dichlorobenzene	<210		ug/Kg	20	210	1.0
1,2,4-Trichlorobenzene	<210		ug/Kg	20	210	1.0
3 & 4 Methylphenol	<210		ug/Kg	38	210	1.0

Surrogate			Acceptance Limits
2-Fluorobiphenyl	82	%	33 - 114
2-Fluorophenol	79	%	25 - 111
Nitrobenzene-d5	84	%	21 - 116
Phenol-d5	80	%	31 - 110
2,4,6-Tribromophenol	85	%	32 - 138
Terphenyl-d14	96	%	48 - 146

Method: 6010B Date Analyzed: 06/24/2008 1759
Prep Method: 3050B Date Prepared: 06/24/2008 1109

Antimony	0.40	J	mg/Kg	0.18	1.2	1.0

Mr. Dean Tiebout
Ecology and Environment, Inc.
33 West Monroe St.
Suite 550
Chicago, IL 60603

Job Number: 500-12172-1

Client Sample ID: E03HAB01 (2-4)
Lab Sample ID: 500-12172-1

Date Sampled: 06/23/2008 1045
Date Received: 06/24/2008 1030
Client Matrix: Solid
Percent Solids: 81

Analyte	Result/Qualifier		Unit	MDL	RL	Dilution
Arsenic	7.0		mg/Kg	0.18	0.62	1.0
Beryllium	0.99		mg/Kg	0.0062	0.25	1.0
Cadmium	<0.12		mg/Kg	0.020	0.12	1.0
Chromium	28		mg/Kg	0.054	0.62	1.0
Copper	16		mg/Kg	0.28	0.62	1.0
Lead	16	B	mg/Kg	0.068	0.31	1.0
Nickel	32		mg/Kg	0.038	0.62	1.0
Selenium	0.48	J	mg/Kg	0.24	0.62	1.0
Silver	<0.31		mg/Kg	0.062	0.31	1.0
Thallium	<0.62		mg/Kg	0.20	0.62	1.0
Zinc	46	B	mg/Kg	0.11	1.2	1.0
Barium	160	B	mg/Kg	0.020	0.62	1.0
Method: 7471A			Date Analyzed:	06/25/2008 1131		
Prep Method: 7471A			Date Prepared:	06/25/2008 0930		
Mercury	0.0098	J	mg/Kg	0.0083	0.021	1.0
Method: 9045C			Date Analyzed:	06/25/2008 1135		
pH	7.90		SU	0.200	0.200	1.0
Method: PercentMoisture			Date Analyzed:	06/25/2008 0016		
Percent Moisture	20		%	0.10	0.10	1.0

Mr. Dean Tiebout
Ecology and Environment, Inc.
33 West Monroe St.
Suite 550
Chicago, IL 60603

Job Number: 500-12172-1

Client Sample ID: E03HAG01
Lab Sample ID: 500-12172-2

Date Sampled: 06/23/2008 1125
Date Received: 06/24/2008 1030
Client Matrix: Water

Analyte	Result/Qualifier		Unit	MDL	RL	Dilution
Method: 8260B			Date Analyzed:	06/24/2008 1729		
Prep Method: 5030B			Date Prepared:	06/24/2008 1729		
Acetone	<5.0		ug/L	1.2	5.0	1.0
Benzene	<1.0		ug/L	0.16	1.0	1.0
Bromodichloromethane	<1.0		ug/L	0.18	1.0	1.0
Bromoform	<1.0		ug/L	0.30	1.0	1.0
Bromomethane	<1.0		ug/L	0.44	1.0	1.0
Methyl Ethyl Ketone	<5.0	*	ug/L	0.83	5.0	1.0
Carbon disulfide	<5.0		ug/L	0.39	5.0	1.0
Carbon tetrachloride	<1.0		ug/L	0.21	1.0	1.0
Chlorobenzene	<1.0		ug/L	0.17	1.0	1.0
Chloroethane	<1.0		ug/L	0.45	1.0	1.0
Chloroform	<1.0		ug/L	0.13	1.0	1.0
Chloromethane	<1.0		ug/L	0.33	1.0	1.0
cis-1,2-Dichloroethene	<1.0		ug/L	0.21	1.0	1.0
cis-1,3-Dichloropropene	<1.0		ug/L	0.16	1.0	1.0
Dibromochloromethane	<1.0		ug/L	0.19	1.0	1.0
Dichlorodifluoromethane	<1.0		ug/L	0.29	1.0	1.0
1,1-Dichloroethane	<1.0		ug/L	0.18	1.0	1.0
1,2-Dichloroethane	<1.0		ug/L	0.22	1.0	1.0
1,1-Dichloroethene	<1.0		ug/L	0.22	1.0	1.0
1,2-Dichloropropane	<1.0		ug/L	0.23	1.0	1.0
1,3-Dichloropropene, Total	<1.0		ug/L	0.16	1.0	1.0
Ethylbenzene	<1.0		ug/L	0.17	1.0	1.0
2-Hexanone	<5.0		ug/L	0.77	5.0	1.0
Methylene Chloride	<2.0		ug/L	0.99	2.0	1.0
methyl isobutyl ketone	<5.0		ug/L	0.58	5.0	1.0
Methyl tert-butyl ether	<1.0		ug/L	0.16	1.0	1.0
Styrene	<1.0		ug/L	0.15	1.0	1.0
1,1,2,2-Tetrachloroethane	<1.0		ug/L	0.25	1.0	1.0
Tetrachloroethene	<1.0		ug/L	0.14	1.0	1.0
Toluene	<1.0		ug/L	0.16	1.0	1.0
trans-1,2-Dichloroethene	<1.0		ug/L	0.17	1.0	1.0
trans-1,3-Dichloropropene	<1.0		ug/L	0.13	1.0	1.0
1,1,1-Trichloroethane	<1.0		ug/L	0.23	1.0	1.0
1,1,2-Trichloroethane	<1.0		ug/L	0.32	1.0	1.0
Trichloroethene	<1.0		ug/L	0.20	1.0	1.0
Vinyl chloride	<1.0		ug/L	0.23	1.0	1.0
Xylenes, Total	<2.0		ug/L	0.33	2.0	1.0

Surrogate	Acceptance Limits

Mr. Dean Tiebout
Ecology and Environment, Inc.
33 West Monroe St.
Suite 550
Chicago, IL 60603

Job Number: 500-12172-1

Client Sample ID: E03HAG01
Lab Sample ID: 500-12172-2

Date Sampled: 06/23/2008 1125
Date Received: 06/24/2008 1030
Client Matrix: Water

Analyte	Result/Qualifier	Unit	MDL	RL	Dilution
Surrogate				Acceptance Limits	
4-Bromofluorobenzene (Surr)	95	%		75 - 120	
Dibromofluoromethane	100	%		75 - 120	
1,2-Dichloroethane-d4 (Surr)	104	%		70 - 125	
Toluene-d8 (Surr)	99	%		75 - 120	
Method: 8270C		Date Analyzed:		06/24/2008 1726	
Prep Method: 3510C		Date Prepared:		06/24/2008 0654	
Acenaphthene	<0.98	ug/L	0.057	0.98	1.0
Acenaphthylene	<0.98	ug/L	0.057	0.98	1.0
Anthracene	<0.98	ug/L	0.067	0.98	1.0
Benzo[a]anthracene	<0.13	ug/L	0.065	0.13	1.0
Benzo[a]pyrene	<0.20	ug/L	0.043	0.20	1.0
Benzo[b]fluoranthene	<0.18	ug/L	0.041	0.18	1.0
Benzo[g,h,i]perylene	<0.98	ug/L	0.11	0.98	1.0
Benzo[k]fluoranthene	<0.17	ug/L	0.077	0.17	1.0
Bis(2-chloroethoxy)methane	<2.0	ug/L	0.14	2.0	1.0
Bis(2-chloroethyl)ether	<2.0	ug/L	0.24	2.0	1.0
Bis(2-ethylhexyl) phthalate	<9.8	ug/L	1.9	9.8	1.0
4-Bromophenyl phenyl ether	<4.9	ug/L	0.16	4.9	1.0
Butyl benzyl phthalate	<2.0	ug/L	0.20	2.0	1.0
Carbazole	<4.9	ug/L	0.80	4.9	1.0
4-Chloroaniline	<9.8	ug/L	0.76	9.8	1.0
4-Chloro-3-methylphenol	<9.8	ug/L	2.4	9.8	1.0
2-Chloronaphthalene	<2.0	ug/L	0.17	2.0	1.0
2-Chlorophenol	<4.9	ug/L	0.21	4.9	1.0
4-Chlorophenyl phenyl ether	<4.9	ug/L	0.24	4.9	1.0
Chrysene	<0.49	ug/L	0.067	0.49	1.0
Dibenz(a,h)anthracene	<0.29	ug/L	0.056	0.29	1.0
Dibenzofuran	<2.0	ug/L	0.24	2.0	1.0
1,2-Dichlorobenzene	<2.0	ug/L	0.20	2.0	1.0
1,3-Dichlorobenzene	<2.0	ug/L	0.21	2.0	1.0
1,4-Dichlorobenzene	<2.0	ug/L	0.20	2.0	1.0
3,3'-Dichlorobenzidine	<4.9	ug/L	0.25	4.9	1.0
2,4-Dichlorophenol	<9.8	ug/L	3.1	9.8	1.0
Diethyl phthalate	<2.0	ug/L	0.20	2.0	1.0
2,4-Dimethylphenol	<9.8	ug/L	1.1	9.8	1.0
Dimethyl phthalate	<2.0	ug/L	0.13	2.0	1.0
Di-n-butyl phthalate	<4.9	ug/L	0.63	4.9	1.0
4,6-Dinitro-2-methylphenol	<20	ug/L	1.8	20	1.0
2,4-Dinitrophenol	<20	ug/L	3.0	20	1.0

Mr. Dean Tiebout
Ecology and Environment, Inc.
33 West Monroe St.
Suite 550
Chicago, IL 60603

Job Number: 500-12172-1

Client Sample ID: E03HAG01
Lab Sample ID: 500-12172-2

Date Sampled: 06/23/2008 1125
Date Received: 06/24/2008 1030
Client Matrix: Water

Analyte	Result/Qualifier	Unit	MDL	RL	Dilution
2,4-Dinitrotoluene	<0.98	ug/L	0.44	0.98	1.0
2,6-Dinitrotoluene	<0.49	ug/L	0.12	0.49	1.0
Di-n-octyl phthalate	<9.8	ug/L	1.7	9.8	1.0
Fluoranthene	<0.98	ug/L	0.067	0.98	1.0
Fluorene	<0.98	ug/L	0.056	0.98	1.0
Hexachlorobenzene	<0.49	ug/L	0.065	0.49	1.0
Hexachlorobutadiene	<4.9	ug/L	0.25	4.9	1.0
Hexachlorocyclopentadiene	<20	ug/L	4.3	20	1.0
Hexachloroethane	<4.9	ug/L	0.25	4.9	1.0
Indeno[1,2,3-cd]pyrene	<0.20	ug/L	0.071	0.20	1.0
Isophorone	<2.0	ug/L	0.57	2.0	1.0
2-Methylnaphthalene	<0.49	ug/L	0.16	0.49	1.0
2-Methylphenol	<2.0	ug/L	0.42	2.0	1.0
Naphthalene	<0.98	ug/L	0.098	0.98	1.0
2-Nitroaniline	<4.9	ug/L	0.54	4.9	1.0
3-Nitroaniline	<9.8	ug/L	0.98	9.8	1.0
4-Nitroaniline	<9.8	ug/L	2.3	9.8	1.0
Nitrobenzene	<0.98	ug/L	0.29	0.98	1.0
2-Nitrophenol	<9.8	ug/L	0.63	9.8	1.0
4-Nitrophenol	<20	ug/L	2.4	20	1.0
N-Nitrosodi-n-propylamine	<0.49	ug/L	0.15	0.49	1.0
N-Nitrosodiphenylamine	<0.98	ug/L	0.20	0.98	1.0
2,2'-oxybis[1-chloropropane]	<2.0	ug/L	0.20	2.0	1.0
Pentachlorophenol	<20	ug/L	2.1	20	1.0
Phenanthrene	<0.98	ug/L	0.070	0.98	1.0
Phenol	<4.9	ug/L	1.3	4.9	1.0
Pyrene	<0.98	ug/L	0.070	0.98	1.0
1,2,4-Trichlorobenzene	<2.0	ug/L	0.24	2.0	1.0
2,4,5-Trichlorophenol	<9.8	ug/L	2.5	9.8	1.0
2,4,6-Trichlorophenol	<4.9	ug/L	0.66	4.9	1.0
3 & 4 Methylphenol	<2.0	ug/L	0.19	2.0	1.0

Surrogate			Acceptance Limits
2-Fluorobiphenyl	71	%	37 - 120
2-Fluorophenol	35	%	20 - 110
Nitrobenzene-d5	62	%	36 - 120
Phenol-d5	27	%	20 - 110
Terphenyl-d14	62	%	24 - 134
2,4,6-Tribromophenol	85	%	37 - 134

Method: Total Recoverable-6020
Prep Method: 3005A

Date Analyzed: 06/24/2008 1956
Date Prepared: 06/24/2008 1130

Mr. Dean Tiebout
Ecology and Environment, Inc.
33 West Monroe St.
Suite 550
Chicago, IL 60603

Job Number: 500-12172-1

Client Sample ID: E03HAG01
Lab Sample ID: 500-12172-2

Date Sampled: 06/23/2008 1125
Date Received: 06/24/2008 1030
Client Matrix: Water

Analyte	Result/Qualifier		Unit	MDL	RL	Dilution
Antimony	<0.0020		mg/L	0.00046	0.0020	1.0
Arsenic	0.0017		mg/L	0.00016	0.0010	1.0
Barium	0.037		mg/L	0.00052	0.0025	1.0
Cadmium	<0.00050		mg/L	0.00012	0.00050	1.0
Chromium	<0.0050		mg/L	0.00053	0.0050	1.0
Copper	<0.0020		mg/L	0.00041	0.0020	1.0
Lead	0.00029	J	mg/L	0.000061	0.00050	1.0
Nickel	0.0040	^	mg/L	0.00032	0.0020	1.0
Selenium	<0.0025		mg/L	0.00043	0.0025	1.0
Silver	<0.00050		mg/L	0.000070	0.00050	1.0
Thallium	<0.0020		mg/L	0.00065	0.0020	1.0
Zinc	0.025	B	mg/L	0.0021	0.020	1.0
Method: Total Recoverable-6020			Date Analyzed:	06/25/2008 1031		
Prep Method: 3005A			Date Prepared:	06/24/2008 1130		
Beryllium	<0.0010		mg/L	0.00018	0.0010	1.0
Method: 7470A			Date Analyzed:	06/25/2008 1200		
Prep Method: 7470A			Date Prepared:	06/25/2008 0915		
Mercury	<0.00020		mg/L	0.000065	0.00020	1.0

Mr. Dean Tiebout
Ecology and Environment, Inc.
33 West Monroe St.
Suite 550
Chicago, IL 60603

Job Number: 500-12172-1

Client Sample ID: E03TB01
Lab Sample ID: 500-12172-3

Date Sampled: 06/23/2008 1135
Date Received: 06/24/2008 1030
Client Matrix: Water

Analyte	Result/Qualifier		Unit	MDL	RL	Dilution
Method: 8260B			Date Analyzed:	06/24/2008 1752		
Prep Method: 5030B			Date Prepared:	06/24/2008 1752		
Acetone	<5.0		ug/L	1.2	5.0	1.0
Benzene	<1.0		ug/L	0.16	1.0	1.0
Bromodichloromethane	<1.0		ug/L	0.18	1.0	1.0
Bromoform	<1.0		ug/L	0.30	1.0	1.0
Bromomethane	<1.0		ug/L	0.44	1.0	1.0
Methyl Ethyl Ketone	<5.0	*	ug/L	0.83	5.0	1.0
Carbon disulfide	<5.0		ug/L	0.39	5.0	1.0
Carbon tetrachloride	<1.0		ug/L	0.21	1.0	1.0
Chlorobenzene	<1.0		ug/L	0.17	1.0	1.0
Chloroethane	<1.0		ug/L	0.45	1.0	1.0
Chloroform	<1.0		ug/L	0.13	1.0	1.0
Chloromethane	<1.0		ug/L	0.33	1.0	1.0
cis-1,2-Dichloroethene	<1.0		ug/L	0.21	1.0	1.0
cis-1,3-Dichloropropene	<1.0		ug/L	0.16	1.0	1.0
Dibromochloromethane	<1.0		ug/L	0.19	1.0	1.0
Dichlorodifluoromethane	<1.0		ug/L	0.29	1.0	1.0
1,1-Dichloroethane	<1.0		ug/L	0.18	1.0	1.0
1,2-Dichloroethane	<1.0		ug/L	0.22	1.0	1.0
1,1-Dichloroethene	<1.0		ug/L	0.22	1.0	1.0
1,2-Dichloropropane	<1.0		ug/L	0.23	1.0	1.0
1,3-Dichloropropene, Total	<1.0		ug/L	0.16	1.0	1.0
Ethylbenzene	<1.0		ug/L	0.17	1.0	1.0
2-Hexanone	<5.0		ug/L	0.77	5.0	1.0
Methylene Chloride	<2.0		ug/L	0.99	2.0	1.0
methyl isobutyl ketone	<5.0		ug/L	0.58	5.0	1.0
Methyl tert-butyl ether	<1.0		ug/L	0.16	1.0	1.0
Styrene	<1.0		ug/L	0.15	1.0	1.0
1,1,2,2-Tetrachloroethane	<1.0		ug/L	0.25	1.0	1.0
Tetrachloroethene	<1.0		ug/L	0.14	1.0	1.0
Toluene	<1.0		ug/L	0.16	1.0	1.0
trans-1,2-Dichloroethene	<1.0		ug/L	0.17	1.0	1.0
trans-1,3-Dichloropropene	<1.0		ug/L	0.13	1.0	1.0
1,1,1-Trichloroethane	<1.0		ug/L	0.23	1.0	1.0
1,1,2-Trichloroethane	<1.0		ug/L	0.32	1.0	1.0
Trichloroethene	<1.0		ug/L	0.20	1.0	1.0
Vinyl chloride	<1.0		ug/L	0.23	1.0	1.0
Xylenes, Total	<2.0		ug/L	0.33	2.0	1.0

Surrogate	Acceptance Limits

Mr. Dean Tiebout
Ecology and Environment, Inc.
33 West Monroe St.
Suite 550
Chicago, IL 60603

Job Number: 500-12172-1

Client Sample ID: E03TB01
Lab Sample ID: 500-12172-3

Date Sampled: 06/23/2008 1135
Date Received: 06/24/2008 1030
Client Matrix: Water

Analyte	Result/Qualifier	Unit	MDL	RL	Dilution
Surrogate				Acceptance Limits	
4-Bromofluorobenzene (Surr)	93	%		75 - 120	
Dibromofluoromethane	101	%		75 - 120	
1,2-Dichloroethane-d4 (Surr)	104	%		70 - 125	
Toluene-d8 (Surr)	98	%		75 - 120	

Mr. Dean Tiebout
Ecology and Environment, Inc.
33 West Monroe St.
Suite 550
Chicago, IL 60603

Job Number: 500-12172-1

Client Sample ID: E03HAB02 (0-2)
Lab Sample ID: 500-12172-4

Date Sampled: 06/23/2008 1315
Date Received: 06/24/2008 1030
Client Matrix: Solid
Percent Solids: 82

Analyte	Result/Qualifier	Unit	MDL	RL	Dilution
Method: 8260B		Date Analyzed:	06/24/2008 1452		
Prep Method: 5035		Date Prepared:	06/23/2008 1315		
Acetone	20	ug/Kg	1.9	5.1	1.0
Benzene	<5.1	ug/Kg	0.87	5.1	1.0
Bromodichloromethane	<5.1	ug/Kg	0.80	5.1	1.0
Bromoform	<5.1	ug/Kg	1.0	5.1	1.0
Bromomethane	<5.1	ug/Kg	2.3	5.1	1.0
Methyl Ethyl Ketone	<5.1	ug/Kg	1.8	5.1	1.0
Carbon disulfide	<5.1	ug/Kg	0.96	5.1	1.0
Carbon tetrachloride	<5.1	ug/Kg	0.96	5.1	1.0
Chlorobenzene	<5.1	ug/Kg	0.70	5.1	1.0
Chloroethane	<5.1	ug/Kg	1.2	5.1	1.0
Chloroform	<5.1	ug/Kg	1.0	5.1	1.0
Chloromethane	<5.1	ug/Kg	1.6	5.1	1.0
cis-1,2-Dichloroethene	<5.1	ug/Kg	0.98	5.1	1.0
cis-1,3-Dichloropropene	<5.1	ug/Kg	0.82	5.1	1.0
Dibromochloromethane	<5.1	ug/Kg	0.85	5.1	1.0
1,1-Dichloroethane	<5.1	ug/Kg	0.98	5.1	1.0
1,2-Dichloroethane	<5.1	ug/Kg	1.1	5.1	1.0
1,1-Dichloroethene	<5.1	ug/Kg	0.90	5.1	1.0
1,2-Dichloropropane	<5.1	ug/Kg	0.96	5.1	1.0
Ethylbenzene	<5.1	ug/Kg	0.73	5.1	1.0
2-Hexanone	<5.1	ug/Kg	1.2	5.1	1.0
Methylene Chloride	<5.1	ug/Kg	0.80	5.1	1.0
methyl isobutyl ketone	<5.1	ug/Kg	1.5	5.1	1.0
Methyl tert-butyl ether	<5.1	ug/Kg	1.3	5.1	1.0
Styrene	<5.1	ug/Kg	0.77	5.1	1.0
1,1,2,2-Tetrachloroethane	<5.1	ug/Kg	1.2	5.1	1.0
Tetrachloroethene	<5.1	ug/Kg	0.82	5.1	1.0
Toluene	<5.1	ug/Kg	0.90	5.1	1.0
trans-1,2-Dichloroethene	<5.1	ug/Kg	1.0	5.1	1.0
trans-1,3-Dichloropropene	<5.1	ug/Kg	0.98	5.1	1.0
1,1,1-Trichloroethane	<5.1	ug/Kg	0.91	5.1	1.0
1,1,2-Trichloroethane	<5.1	ug/Kg	1.8	5.1	1.0
Trichloroethene	<5.1	ug/Kg	0.98	5.1	1.0
Vinyl chloride	<5.1	ug/Kg	1.4	5.1	1.0
Xylenes, Total	<10	ug/Kg	1.5	10	1.0
1,3-Dichloropropene, Total	<5.1	ug/Kg	0.98	5.1	1.0

Surrogate			Acceptance Limits
4-Bromofluorobenzene (Surr)	94	%	75 - 120

Mr. Dean Tiebout
Ecology and Environment, Inc.
33 West Monroe St.
Suite 550
Chicago, IL 60603

Job Number: 500-12172-1

Client Sample ID: E03HAB02 (0-2)
Lab Sample ID: 500-12172-4

Date Sampled: 06/23/2008 1315
Date Received: 06/24/2008 1030
Client Matrix: Solid
Percent Solids: 82

Analyte	Result/Qualifier	Unit	MDL	RL	Dilution
Surrogate				Acceptance Limits	
Dibromofluoromethane	105	%		75 - 140	
1,2-Dichloroethane-d4 (Surr)	106	%		75 - 140	
Toluene-d8 (Surr)	108	%		75 - 130	
Method: 8270C		Date Analyzed:		06/25/2008 1458	
Prep Method: 3541		Date Prepared:		06/24/2008 0747	
2,4,5-Trichlorophenol	<400	ug/Kg	57	400	1.0
2,4,6-Trichlorophenol	<400	ug/Kg	41	400	1.0
2,4-Dichlorophenol	<400	ug/Kg	43	400	1.0
2,4-Dimethylphenol	<400	ug/Kg	75	400	1.0
2,4-Dinitrophenol	<820	ug/Kg	220	820	1.0
2,4-Dinitrotoluene	<200	ug/Kg	22	200	1.0
2,6-Dinitrotoluene	<200	ug/Kg	22	200	1.0
2-Chloronaphthalene	<200	ug/Kg	19	200	1.0
2-Chlorophenol	<200	ug/Kg	35	200	1.0
2-Methylnaphthalene	<200	ug/Kg	23	200	1.0
2-Methylphenol	<200	ug/Kg	40	200	1.0
2-Nitroaniline	<200	ug/Kg	22	200	1.0
2-Nitrophenol	<400	ug/Kg	49	400	1.0
3,3'-Dichlorobenzidine	<200	ug/Kg	60	200	1.0
3-Nitroaniline	<400	ug/Kg	80	400	1.0
4,6-Dinitro-2-methylphenol	<400	ug/Kg	49	400	1.0
4-Bromophenyl phenyl ether	<200	ug/Kg	16	200	1.0
4-Chloro-3-methylphenol	<400	ug/Kg	99	400	1.0
4-Chloroaniline	<820	ug/Kg	160	820	1.0
4-Chlorophenyl phenyl ether	<200	ug/Kg	17	200	1.0
4-Nitroaniline	<400	ug/Kg	87	400	1.0
4-Nitrophenol	<820	ug/Kg	71	820	1.0
Acenaphthene	<40	ug/Kg	5.1	40	1.0
Acenaphthylene	<40	ug/Kg	4.3	40	1.0
Anthracene	<40	ug/Kg	4.8	40	1.0
Benzo[a]anthracene	<40	ug/Kg	5.1	40	1.0
Benzo[a]pyrene	<40	ug/Kg	3.8	40	1.0
Benzo[b]fluoranthene	<40	ug/Kg	8.9	40	1.0
Benzo[g,h,i]perylene	<40	ug/Kg	7.0	40	1.0
Benzo[k]fluoranthene	<40	ug/Kg	8.7	40	1.0
Bis(2-chloroethoxy)methane	<200	ug/Kg	25	200	1.0
Bis(2-chloroethyl)ether	<200	ug/Kg	27	200	1.0
Bis(2-ethylhexyl) phthalate	<200	ug/Kg	34	200	1.0
Butyl benzyl phthalate	<200	ug/Kg	18	200	1.0

Mr. Dean Tiebout
Ecology and Environment, Inc.
33 West Monroe St.
Suite 550
Chicago, IL 60603

Job Number: 500-12172-1

Client Sample ID: E03HAB02 (0-2)
Lab Sample ID: 500-12172-4

Date Sampled: 06/23/2008 1315
Date Received: 06/24/2008 1030
Client Matrix: Solid
Percent Solids: 82

Analyte	Result/Qualifier	Unit	MDL	RL	Dilution
Carbazole	<200	ug/Kg	15	200	1.0
Chrysene	<40	ug/Kg	6.4	40	1.0
Dibenz(a,h)anthracene	<40	ug/Kg	5.0	40	1.0
Dibenzofuran	<200	ug/Kg	15	200	1.0
Diethyl phthalate	<200	ug/Kg	21	200	1.0
Dimethyl phthalate	<200	ug/Kg	16	200	1.0
Di-n-butyl phthalate	<200	ug/Kg	16	200	1.0
Di-n-octyl phthalate	<200	ug/Kg	18	200	1.0
1,3-Dichlorobenzene	<200	ug/Kg	21	200	1.0
Fluoranthene	<40	ug/Kg	5.3	40	1.0
Fluorene	<40	ug/Kg	4.3	40	1.0
Hexachlorobenzene	<82	ug/Kg	5.9	82	1.0
Hexachlorobutadiene	<200	ug/Kg	24	200	1.0
Hexachlorocyclopentadiene	<820	ug/Kg	140	820	1.0
Hexachloroethane	<200	ug/Kg	22	200	1.0
Indeno[1,2,3-cd]pyrene	<40	ug/Kg	5.3	40	1.0
Isophorone	<200	ug/Kg	16	200	1.0
Naphthalene	<40	ug/Kg	4.2	40	1.0
Nitrobenzene	<40	ug/Kg	7.5	40	1.0
1,4-Dichlorobenzene	<200	ug/Kg	22	200	1.0
2,2'-oxybis[1-chloropropane]	<200	ug/Kg	21	200	1.0
N-Nitrosodi-n-propylamine	<200	ug/Kg	28	200	1.0
N-Nitrosodiphenylamine	<200	ug/Kg	12	200	1.0
Pentachlorophenol	<820	ug/Kg	150	820	1.0
Phenanthrene	<40	ug/Kg	3.5	40	1.0
Phenol	<200	ug/Kg	36	200	1.0
Pyrene	<40	ug/Kg	4.8	40	1.0
1,2-Dichlorobenzene	<200	ug/Kg	20	200	1.0
1,2,4-Trichlorobenzene	<200	ug/Kg	20	200	1.0
3 & 4 Methylphenol	<200	ug/Kg	38	200	1.0

Surrogate			Acceptance Limits
2-Fluorobiphenyl	74	%	33 - 114
2-Fluorophenol	73	%	25 - 111
Nitrobenzene-d5	79	%	21 - 116
Phenol-d5	81	%	31 - 110
2,4,6-Tribromophenol	96	%	32 - 138
Terphenyl-d14	85	%	48 - 146

Method: 6010B Date Analyzed: 06/24/2008 1806
Prep Method: 3050B Date Prepared: 06/24/2008 1109

Antimony	<1.1	mg/Kg	0.16	1.1	1.0

Mr. Dean Tiebout
Ecology and Environment, Inc.
33 West Monroe St.
Suite 550
Chicago, IL 60603

Job Number: 500-12172-1

Client Sample ID: E03HAB02 (0-2)
Lab Sample ID: 500-12172-4

Date Sampled: 06/23/2008 1315
Date Received: 06/24/2008 1030
Client Matrix: Solid
Percent Solids: 82

Analyte	Result/Qualifier		Unit	MDL	RL	Dilution
Arsenic	5.3		mg/Kg	0.16	0.56	1.0
Beryllium	0.86	V	mg/Kg	0.0056	0.23	1.0
Cadmium	<0.11		mg/Kg	0.019	0.11	1.0
Chromium	24	V	mg/Kg	0.049	0.56	1.0
Copper	19		mg/Kg	0.25	0.56	1.0
Lead	13	B V	mg/Kg	0.062	0.28	1.0
Nickel	26	V	mg/Kg	0.035	0.56	1.0
Selenium	<0.56		mg/Kg	0.21	0.56	1.0
Silver	<0.28		mg/Kg	0.056	0.28	1.0
Thallium	0.23	J	mg/Kg	0.19	0.56	1.0
Zinc	42	B V	mg/Kg	0.10	1.1	1.0
Barium	130	B V	mg/Kg	0.018	0.56	1.0
Method: 7471A			Date Analyzed:	06/25/2008 1133		
Prep Method: 7471A			Date Prepared:	06/25/2008 0930		
Mercury	0.0096	J	mg/Kg	0.0081	0.020	1.0
Method: 9045C			Date Analyzed:	06/25/2008 1138		
pH	8.19		SU	0.200	0.200	1.0
Method: PercentMoisture			Date Analyzed:	06/25/2008 0016		
Percent Moisture	18		%	0.10	0.10	1.0

Mr. Dean Tiebout
Ecology and Environment, Inc.
33 West Monroe St.
Suite 550
Chicago, IL 60603

Job Number: 500-12172-1

Client Sample ID: E03HAB03 (6-8)
Lab Sample ID: 500-12172-5

Date Sampled: 06/23/2008 1405
Date Received: 06/24/2008 1030
Client Matrix: Solid
Percent Solids: 81

Analyte	Result/Qualifier	Unit	MDL	RL	Dilution
Method: 8260B		Date Analyzed:	06/24/2008 1517		
Prep Method: 5035		Date Prepared:	06/23/2008 1405		
Acetone	8.7	ug/Kg	2.0	5.3	1.0
Benzene	<5.3	ug/Kg	0.90	5.3	1.0
Bromodichloromethane	<5.3	ug/Kg	0.83	5.3	1.0
Bromoform	<5.3	ug/Kg	1.1	5.3	1.0
Bromomethane	<5.3	ug/Kg	2.3	5.3	1.0
Methyl Ethyl Ketone	<5.3	ug/Kg	1.9	5.3	1.0
Carbon disulfide	<5.3	ug/Kg	1.0	5.3	1.0
Carbon tetrachloride	<5.3	ug/Kg	1.0	5.3	1.0
Chlorobenzene	<5.3	ug/Kg	0.72	5.3	1.0
Chloroethane	<5.3	ug/Kg	1.3	5.3	1.0
Chloroform	<5.3	ug/Kg	1.0	5.3	1.0
Chloromethane	<5.3	ug/Kg	1.7	5.3	1.0
cis-1,2-Dichloroethene	<5.3	ug/Kg	1.0	5.3	1.0
cis-1,3-Dichloropropene	<5.3	ug/Kg	0.85	5.3	1.0
Dibromochloromethane	<5.3	ug/Kg	0.88	5.3	1.0
1,1-Dichloroethane	<5.3	ug/Kg	1.0	5.3	1.0
1,2-Dichloroethane	<5.3	ug/Kg	1.2	5.3	1.0
1,1-Dichloroethene	<5.3	ug/Kg	0.93	5.3	1.0
1,2-Dichloropropane	<5.3	ug/Kg	1.0	5.3	1.0
Ethylbenzene	<5.3	ug/Kg	0.75	5.3	1.0
2-Hexanone	<5.3	ug/Kg	1.3	5.3	1.0
Methylene Chloride	<5.3	ug/Kg	0.83	5.3	1.0
methyl isobutyl ketone	<5.3	ug/Kg	1.6	5.3	1.0
Methyl tert-butyl ether	<5.3	ug/Kg	1.4	5.3	1.0
Styrene	<5.3	ug/Kg	0.80	5.3	1.0
1,1,2,2-Tetrachloroethane	<5.3	ug/Kg	1.3	5.3	1.0
Tetrachloroethene	<5.3	ug/Kg	0.85	5.3	1.0
Toluene	<5.3	ug/Kg	0.93	5.3	1.0
trans-1,2-Dichloroethene	<5.3	ug/Kg	1.1	5.3	1.0
trans-1,3-Dichloropropene	<5.3	ug/Kg	1.0	5.3	1.0
1,1,1-Trichloroethane	<5.3	ug/Kg	0.94	5.3	1.0
1,1,2-Trichloroethane	<5.3	ug/Kg	1.9	5.3	1.0
Trichloroethene	<5.3	ug/Kg	1.0	5.3	1.0
Vinyl chloride	<5.3	ug/Kg	1.5	5.3	1.0
Xylenes, Total	<11	ug/Kg	1.6	11	1.0
1,3-Dichloropropene, Total	<5.3	ug/Kg	1.0	5.3	1.0
Surrogate				Acceptance Limits	
4-Bromofluorobenzene (Surr)	96	%		75 - 120	

Mr. Dean Tiebout
Ecology and Environment, Inc.
33 West Monroe St.
Suite 550
Chicago, IL 60603

Job Number: 500-12172-1

Client Sample ID: E03HAB03 (6-8)
Lab Sample ID: 500-12172-5

Date Sampled: 06/23/2008 1405
Date Received: 06/24/2008 1030
Client Matrix: Solid
Percent Solids: 81

Analyte	Result/Qualifier	Unit	MDL	RL	Dilution
Surrogate				Acceptance Limits	
Dibromofluoromethane	107	%		75 - 140	
1,2-Dichloroethane-d4 (Surr)	107	%		75 - 140	
Toluene-d8 (Surr)	110	%		75 - 130	
Method: 8270C		Date Analyzed:		06/25/2008 1519	
Prep Method: 3541		Date Prepared:		06/24/2008 0747	
2,4,5-Trichlorophenol	<380	ug/Kg	54	380	1.0
2,4,6-Trichlorophenol	<380	ug/Kg	39	380	1.0
2,4-Dichlorophenol	<380	ug/Kg	41	380	1.0
2,4-Dimethylphenol	<380	ug/Kg	71	380	1.0
2,4-Dinitrophenol	<780	ug/Kg	210	780	1.0
2,4-Dinitrotoluene	<190	ug/Kg	21	190	1.0
2,6-Dinitrotoluene	<190	ug/Kg	21	190	1.0
2-Chloronaphthalene	<190	ug/Kg	18	190	1.0
2-Chlorophenol	<190	ug/Kg	34	190	1.0
2-Methylnaphthalene	<190	ug/Kg	22	190	1.0
2-Methylphenol	<190	ug/Kg	38	190	1.0
2-Nitroaniline	<190	ug/Kg	21	190	1.0
2-Nitrophenol	<380	ug/Kg	47	380	1.0
3,3'-Dichlorobenzidine	<190	ug/Kg	57	190	1.0
3-Nitroaniline	<380	ug/Kg	76	380	1.0
4,6-Dinitro-2-methylphenol	<380	ug/Kg	47	380	1.0
4-Bromophenyl phenyl ether	<190	ug/Kg	15	190	1.0
4-Chloro-3-methylphenol	<380	ug/Kg	95	380	1.0
4-Chloroaniline	<780	ug/Kg	150	780	1.0
4-Chlorophenyl phenyl ether	<190	ug/Kg	16	190	1.0
4-Nitroaniline	<380	ug/Kg	83	380	1.0
4-Nitrophenol	<780	ug/Kg	68	780	1.0
Acenaphthene	<38	ug/Kg	4.9	38	1.0
Acenaphthylene	<38	ug/Kg	4.1	38	1.0
Anthracene	<38	ug/Kg	4.5	38	1.0
Benzo[a]anthracene	<38	ug/Kg	4.9	38	1.0
Benzo[a]pyrene	<38	ug/Kg	3.6	38	1.0
Benzo[b]fluoranthene	<38	ug/Kg	8.5	38	1.0
Benzo[g,h,i]perylene	<38	ug/Kg	6.6	38	1.0
Benzo[k]fluoranthene	<38	ug/Kg	8.3	38	1.0
Bis(2-chloroethoxy)methane	<190	ug/Kg	24	190	1.0
Bis(2-chloroethyl)ether	<190	ug/Kg	25	190	1.0
Bis(2-ethylhexyl) phthalate	<190	ug/Kg	33	190	1.0
Butyl benzyl phthalate	<190	ug/Kg	17	190	1.0

Mr. Dean Tiebout
Ecology and Environment, Inc.
33 West Monroe St.
Suite 550
Chicago, IL 60603

Job Number: 500-12172-1

Client Sample ID: E03HAB03 (6-8)
Lab Sample ID: 500-12172-5

Date Sampled: 06/23/2008 1405
Date Received: 06/24/2008 1030
Client Matrix: Solid
Percent Solids: 81

Analyte	Result/Qualifier	Unit	MDL	RL	Dilution
Carbazole	<190	ug/Kg	15	190	1.0
Chrysene	<38	ug/Kg	6.1	38	1.0
Dibenz(a,h)anthracene	<38	ug/Kg	4.8	38	1.0
Dibenzofuran	<190	ug/Kg	14	190	1.0
Diethyl phthalate	<190	ug/Kg	20	190	1.0
Dimethyl phthalate	<190	ug/Kg	15	190	1.0
Di-n-butyl phthalate	<190	ug/Kg	15	190	1.0
Di-n-octyl phthalate	<190	ug/Kg	17	190	1.0
1,3-Dichlorobenzene	<190	ug/Kg	20	190	1.0
Fluoranthene	<38	ug/Kg	5.0	38	1.0
Fluorene	<38	ug/Kg	4.1	38	1.0
Hexachlorobenzene	<78	ug/Kg	5.6	78	1.0
Hexachlorobutadiene	<190	ug/Kg	22	190	1.0
Hexachlorocyclopentadiene	<780	ug/Kg	130	780	1.0
Hexachloroethane	<190	ug/Kg	20	190	1.0
Indeno[1,2,3-cd]pyrene	<38	ug/Kg	5.0	38	1.0
Isophorone	<190	ug/Kg	16	190	1.0
Naphthalene	<38	ug/Kg	4.0	38	1.0
Nitrobenzene	<38	ug/Kg	7.1	38	1.0
1,4-Dichlorobenzene	<190	ug/Kg	21	190	1.0
2,2'-oxybis[1-chloropropane]	<190	ug/Kg	20	190	1.0
N-Nitrosodi-n-propylamine	<190	ug/Kg	27	190	1.0
N-Nitrosodiphenylamine	<190	ug/Kg	12	190	1.0
Pentachlorophenol	<780	ug/Kg	140	780	1.0
Phenanthrene	<38	ug/Kg	3.4	38	1.0
Phenol	<190	ug/Kg	34	190	1.0
Pyrene	<38	ug/Kg	4.5	38	1.0
1,2-Dichlorobenzene	<190	ug/Kg	19	190	1.0
1,2,4-Trichlorobenzene	<190	ug/Kg	19	190	1.0
3 & 4 Methylphenol	<190	ug/Kg	36	190	1.0

Surrogate			Acceptance Limits
2-Fluorobiphenyl	80	%	33 - 114
2-Fluorophenol	82	%	25 - 111
Nitrobenzene-d5	84	%	21 - 116
Phenol-d5	88	%	31 - 110
2,4,6-Tribromophenol	100	%	32 - 138
Terphenyl-d14	97	%	48 - 146

Method: 6010B Date Analyzed: 06/24/2008 1841
Prep Method: 3050B Date Prepared: 06/24/2008 1109

Antimony	0.25	J	mg/Kg	0.17	1.2	1.0

Mr. Dean Tiebout
Ecology and Environment, Inc.
33 West Monroe St.
Suite 550
Chicago, IL 60603

Job Number: 500-12172-1

Client Sample ID: E03HAB03 (6-8)
Lab Sample ID: 500-12172-5

Date Sampled: 06/23/2008 1405
Date Received: 06/24/2008 1030
Client Matrix: Solid
Percent Solids: 81

Analyte	Result/Qualifier		Unit	MDL	RL	Dilution
Arsenic	7.2		mg/Kg	0.17	0.59	1.0
Beryllium	0.84		mg/Kg	0.0059	0.24	1.0
Cadmium	<0.12		mg/Kg	0.020	0.12	1.0
Chromium	24		mg/Kg	0.052	0.59	1.0
Copper	20		mg/Kg	0.27	0.59	1.0
Lead	11	B	mg/Kg	0.065	0.30	1.0
Nickel	29		mg/Kg	0.037	0.59	1.0
Selenium	<0.59		mg/Kg	0.23	0.59	1.0
Silver	<0.30		mg/Kg	0.059	0.30	1.0
Thallium	<0.59		mg/Kg	0.20	0.59	1.0
Zinc	55	B	mg/Kg	0.11	1.2	1.0
Barium	120	B	mg/Kg	0.019	0.59	1.0
Method: 7471A			Date Analyzed:	06/25/2008 1135		
Prep Method: 7471A			Date Prepared:	06/25/2008 0930		
Mercury	0.012	J	mg/Kg	0.0083	0.021	1.0
Method: 9045C			Date Analyzed:	06/25/2008 1139		
pH	8.15		SU	0.200	0.200	1.0
Method: PercentMoisture			Date Analyzed:	06/25/2008 0016		
Percent Moisture	19		%	0.10	0.10	1.0

Mr. Dean Tiebout
Ecology and Environment, Inc.
33 West Monroe St.
Suite 550
Chicago, IL 60603

Job Number: 500-12172-1

Client Sample ID: E03HAB04 (2-4)
Lab Sample ID: 500-12172-6

Date Sampled: 06/23/2008 1505
Date Received: 06/24/2008 1030
Client Matrix: Solid
Percent Solids: 80

Analyte	Result/Qualifier	Unit	MDL	RL	Dilution
Method: 8260B		Date Analyzed:	06/24/2008 1542		
Prep Method: 5035		Date Prepared:	06/23/2008 1505		
Acetone	20	ug/Kg	2.1	5.5	1.0
Benzene	<5.5	ug/Kg	0.93	5.5	1.0
Bromodichloromethane	<5.5	ug/Kg	0.85	5.5	1.0
Bromoform	<5.5	ug/Kg	1.1	5.5	1.0
Bromomethane	<5.5	ug/Kg	2.4	5.5	1.0
Methyl Ethyl Ketone	<5.5	ug/Kg	2.0	5.5	1.0
Carbon disulfide	<5.5	ug/Kg	1.0	5.5	1.0
Carbon tetrachloride	<5.5	ug/Kg	1.0	5.5	1.0
Chlorobenzene	<5.5	ug/Kg	0.74	5.5	1.0
Chloroethane	<5.5	ug/Kg	1.3	5.5	1.0
Chloroform	<5.5	ug/Kg	1.1	5.5	1.0
Chloromethane	<5.5	ug/Kg	1.7	5.5	1.0
cis-1,2-Dichloroethene	<5.5	ug/Kg	1.0	5.5	1.0
cis-1,3-Dichloropropene	<5.5	ug/Kg	0.87	5.5	1.0
Dibromochloromethane	<5.5	ug/Kg	0.91	5.5	1.0
1,1-Dichloroethane	<5.5	ug/Kg	1.0	5.5	1.0
1,2-Dichloroethane	<5.5	ug/Kg	1.2	5.5	1.0
1,1-Dichloroethene	<5.5	ug/Kg	0.96	5.5	1.0
1,2-Dichloropropane	<5.5	ug/Kg	1.0	5.5	1.0
Ethylbenzene	<5.5	ug/Kg	0.78	5.5	1.0
2-Hexanone	<5.5	ug/Kg	1.3	5.5	1.0
Methylene Chloride	<5.5	ug/Kg	0.85	5.5	1.0
methyl isobutyl ketone	<5.5	ug/Kg	1.6	5.5	1.0
Methyl tert-butyl ether	<5.5	ug/Kg	1.4	5.5	1.0
Styrene	<5.5	ug/Kg	0.82	5.5	1.0
1,1,2,2-Tetrachloroethane	<5.5	ug/Kg	1.3	5.5	1.0
Tetrachloroethene	<5.5	ug/Kg	0.87	5.5	1.0
Toluene	<5.5	ug/Kg	0.96	5.5	1.0
trans-1,2-Dichloroethene	<5.5	ug/Kg	1.1	5.5	1.0
trans-1,3-Dichloropropene	<5.5	ug/Kg	1.0	5.5	1.0
1,1,1-Trichloroethane	<5.5	ug/Kg	0.97	5.5	1.0
1,1,2-Trichloroethane	<5.5	ug/Kg	2.0	5.5	1.0
Trichloroethene	<5.5	ug/Kg	1.0	5.5	1.0
Vinyl chloride	<5.5	ug/Kg	1.5	5.5	1.0
Xylenes, Total	<11	ug/Kg	1.6	11	1.0
1,3-Dichloropropene, Total	<5.5	ug/Kg	1.0	5.5	1.0

Surrogate			Acceptance Limits
4-Bromofluorobenzene (Surr)	97	%	75 - 120

Mr. Dean Tiebout
Ecology and Environment, Inc.
33 West Monroe St.
Suite 550
Chicago, IL 60603

Job Number: 500-12172-1

Client Sample ID: E03HAB04 (2-4)
Lab Sample ID: 500-12172-6

Date Sampled: 06/23/2008 1505
Date Received: 06/24/2008 1030
Client Matrix: Solid
Percent Solids: 80

Analyte	Result/Qualifier	Unit	MDL	RL	Dilution
Surrogate				Acceptance Limits	
Dibromofluoromethane	106	%		75 - 140	
1,2-Dichloroethane-d4 (Surr)	103	%		75 - 140	
Toluene-d8 (Surr)	108	%		75 - 130	
Method: 8270C		Date Analyzed:		06/25/2008 1539	
Prep Method: 3541		Date Prepared:		06/24/2008 0747	
2,4,5-Trichlorophenol	<410	ug/Kg	58	410	1.0
2,4,6-Trichlorophenol	<410	ug/Kg	42	410	1.0
2,4-Dichlorophenol	<410	ug/Kg	44	410	1.0
2,4-Dimethylphenol	<410	ug/Kg	76	410	1.0
2,4-Dinitrophenol	<830	ug/Kg	230	830	1.0
2,4-Dinitrotoluene	<210	ug/Kg	22	210	1.0
2,6-Dinitrotoluene	<210	ug/Kg	22	210	1.0
2-Chloronaphthalene	<210	ug/Kg	19	210	1.0
2-Chlorophenol	<210	ug/Kg	36	210	1.0
2-Methylnaphthalene	<210	ug/Kg	23	210	1.0
2-Methylphenol	<210	ug/Kg	41	210	1.0
2-Nitroaniline	<210	ug/Kg	23	210	1.0
2-Nitrophenol	<410	ug/Kg	50	410	1.0
3,3'-Dichlorobenzidine	<210	ug/Kg	61	210	1.0
3-Nitroaniline	<410	ug/Kg	81	410	1.0
4,6-Dinitro-2-methylphenol	<410	ug/Kg	50	410	1.0
4-Bromophenyl phenyl ether	<210	ug/Kg	16	210	1.0
4-Chloro-3-methylphenol	<410	ug/Kg	100	410	1.0
4-Chloroaniline	<830	ug/Kg	160	830	1.0
4-Chlorophenyl phenyl ether	<210	ug/Kg	17	210	1.0
4-Nitroaniline	<410	ug/Kg	88	410	1.0
4-Nitrophenol	<830	ug/Kg	72	830	1.0
Acenaphthene	<41	ug/Kg	5.2	41	1.0
Acenaphthylene	<41	ug/Kg	4.3	41	1.0
Anthracene	<41	ug/Kg	4.8	41	1.0
Benzo[a]anthracene	<41	ug/Kg	5.2	41	1.0
Benzo[a]pyrene	<41	ug/Kg	3.8	41	1.0
Benzo[b]fluoranthene	<41	ug/Kg	9.1	41	1.0
Benzo[g,h,i]perylene	<41	ug/Kg	7.1	41	1.0
Benzo[k]fluoranthene	<41	ug/Kg	8.8	41	1.0
Bis(2-chloroethoxy)methane	<210	ug/Kg	25	210	1.0
Bis(2-chloroethyl)ether	<210	ug/Kg	27	210	1.0
Bis(2-ethylhexyl) phthalate	<210	ug/Kg	35	210	1.0
Butyl benzyl phthalate	<210	ug/Kg	18	210	1.0

Mr. Dean Tiebout
Ecology and Environment, Inc.
33 West Monroe St.
Suite 550
Chicago, IL 60603

Job Number: 500-12172-1

Client Sample ID: E03HAB04 (2-4)
Lab Sample ID: 500-12172-6

Date Sampled: 06/23/2008 1505
Date Received: 06/24/2008 1030
Client Matrix: Solid
Percent Solids: 80

Analyte	Result/Qualifier	Unit	MDL	RL	Dilution
Carbazole	<210	ug/Kg	16	210	1.0
Chrysene	<41	ug/Kg	6.5	41	1.0
Dibenz(a,h)anthracene	<41	ug/Kg	5.1	41	1.0
Dibenzofuran	<210	ug/Kg	15	210	1.0
Diethyl phthalate	<210	ug/Kg	21	210	1.0
Dimethyl phthalate	<210	ug/Kg	16	210	1.0
Di-n-butyl phthalate	<210	ug/Kg	16	210	1.0
Di-n-octyl phthalate	<210	ug/Kg	19	210	1.0
1,3-Dichlorobenzene	<210	ug/Kg	21	210	1.0
Fluoranthene	<41	ug/Kg	5.3	41	1.0
Fluorene	<41	ug/Kg	4.3	41	1.0
Hexachlorobenzene	<83	ug/Kg	6.0	83	1.0
Hexachlorobutadiene	<210	ug/Kg	24	210	1.0
Hexachlorocyclopentadiene	<830	ug/Kg	140	830	1.0
Hexachloroethane	<210	ug/Kg	22	210	1.0
Indeno[1,2,3-cd]pyrene	<41	ug/Kg	5.3	41	1.0
Isophorone	<210	ug/Kg	17	210	1.0
Naphthalene	<41	ug/Kg	4.2	41	1.0
Nitrobenzene	<41	ug/Kg	7.6	41	1.0
1,4-Dichlorobenzene	<210	ug/Kg	22	210	1.0
2,2'-oxybis[1-chloropropane]	<210	ug/Kg	22	210	1.0
N-Nitrosodi-n-propylamine	<210	ug/Kg	29	210	1.0
N-Nitrosodiphenylamine	<210	ug/Kg	12	210	1.0
Pentachlorophenol	<830	ug/Kg	150	830	1.0
Phenanthrene	<41	ug/Kg	3.6	41	1.0
Phenol	<210	ug/Kg	36	210	1.0
Pyrene	<41	ug/Kg	4.8	41	1.0
1,2-Dichlorobenzene	<210	ug/Kg	20	210	1.0
1,2,4-Trichlorobenzene	<210	ug/Kg	20	210	1.0
3 & 4 Methylphenol	<210	ug/Kg	38	210	1.0

Surrogate			Acceptance Limits
2-Fluorobiphenyl	72	%	33 - 114
2-Fluorophenol	68	%	25 - 111
Nitrobenzene-d5	73	%	21 - 116
Phenol-d5	71	%	31 - 110
2,4,6-Tribromophenol	88	%	32 - 138
Terphenyl-d14	88	%	48 - 146

Method: 6010B Date Analyzed: 06/24/2008 1847
Prep Method: 3050B Date Prepared: 06/24/2008 1109

Antimony	<1.2	mg/Kg	0.18	1.2	1.0

Mr. Dean Tiebout
Ecology and Environment, Inc.
33 West Monroe St.
Suite 550
Chicago, IL 60603

Job Number: 500-12172-1

Client Sample ID: E03HAB04 (2-4)
Lab Sample ID: 500-12172-6

Date Sampled: 06/23/2008 1505
Date Received: 06/24/2008 1030
Client Matrix: Solid
Percent Solids: 80

Analyte	Result/Qualifier		Unit	MDL	RL	Dilution
Arsenic	5.0		mg/Kg	0.18	0.60	1.0
Beryllium	0.93		mg/Kg	0.0060	0.24	1.0
Cadmium	<0.12		mg/Kg	0.020	0.12	1.0
Chromium	25		mg/Kg	0.053	0.60	1.0
Copper	17		mg/Kg	0.27	0.60	1.0
Lead	16	B	mg/Kg	0.066	0.30	1.0
Nickel	26		mg/Kg	0.037	0.60	1.0
Selenium	<0.60		mg/Kg	0.23	0.60	1.0
Silver	0.068	J	mg/Kg	0.060	0.30	1.0
Thallium	<0.60		mg/Kg	0.20	0.60	1.0
Zinc	44	B	mg/Kg	0.11	1.2	1.0
Barium	150	B	mg/Kg	0.019	0.60	1.0
Method: 7471A			Date Analyzed:	06/25/2008 1137		
Prep Method: 7471A			Date Prepared:	06/25/2008 0930		
Mercury	<0.021		mg/Kg	0.0084	0.021	1.0
Method: 9045C			Date Analyzed:	06/25/2008 1141		
pH	8.05		SU	0.200	0.200	1.0
Method: PercentMoisture			Date Analyzed:	06/25/2008 0016		
Percent Moisture	20		%	0.10	0.10	1.0

Mr. Dean Tiebout
Ecology and Environment, Inc.
33 West Monroe St.
Suite 550
Chicago, IL 60603

Job Number: 500-12172-1

Client Sample ID: E03HAB05 (6-8)
Lab Sample ID: 500-12172-7

Date Sampled: 06/23/2008 1630
Date Received: 06/24/2008 1030
Client Matrix: Solid
Percent Solids: 79

Analyte	Result/Qualifier	Unit	MDL	RL	Dilution
Method: 8260B		Date Analyzed:	06/24/2008 1606		
Prep Method: 5035		Date Prepared:	06/23/2008 1630		
Acetone	24	ug/Kg	2.0	5.4	1.0
Benzene	<5.4	ug/Kg	0.92	5.4	1.0
Bromodichloromethane	<5.4	ug/Kg	0.84	5.4	1.0
Bromoform	<5.4	ug/Kg	1.1	5.4	1.0
Bromomethane	<5.4	ug/Kg	2.4	5.4	1.0
Methyl Ethyl Ketone	<5.4	ug/Kg	1.9	5.4	1.0
Carbon disulfide	<5.4	ug/Kg	1.0	5.4	1.0
Carbon tetrachloride	<5.4	ug/Kg	1.0	5.4	1.0
Chlorobenzene	<5.4	ug/Kg	0.73	5.4	1.0
Chloroethane	<5.4	ug/Kg	1.3	5.4	1.0
Chloroform	<5.4	ug/Kg	1.1	5.4	1.0
Chloromethane	<5.4	ug/Kg	1.7	5.4	1.0
cis-1,2-Dichloroethene	<5.4	ug/Kg	1.0	5.4	1.0
cis-1,3-Dichloropropene	<5.4	ug/Kg	0.86	5.4	1.0
Dibromochloromethane	<5.4	ug/Kg	0.89	5.4	1.0
1,1-Dichloroethane	<5.4	ug/Kg	1.0	5.4	1.0
1,2-Dichloroethane	<5.4	ug/Kg	1.2	5.4	1.0
1,1-Dichloroethene	<5.4	ug/Kg	0.95	5.4	1.0
1,2-Dichloropropane	<5.4	ug/Kg	1.0	5.4	1.0
Ethylbenzene	<5.4	ug/Kg	0.76	5.4	1.0
2-Hexanone	<5.4	ug/Kg	1.3	5.4	1.0
Methylene Chloride	<5.4	ug/Kg	0.84	5.4	1.0
methyl isobutyl ketone	<5.4	ug/Kg	1.6	5.4	1.0
Methyl tert-butyl ether	<5.4	ug/Kg	1.4	5.4	1.0
Styrene	<5.4	ug/Kg	0.81	5.4	1.0
1,1,2,2-Tetrachloroethane	<5.4	ug/Kg	1.3	5.4	1.0
Tetrachloroethene	<5.4	ug/Kg	0.86	5.4	1.0
Toluene	<5.4	ug/Kg	0.95	5.4	1.0
trans-1,2-Dichloroethene	<5.4	ug/Kg	1.1	5.4	1.0
trans-1,3-Dichloropropene	<5.4	ug/Kg	1.0	5.4	1.0
1,1,1-Trichloroethane	<5.4	ug/Kg	0.96	5.4	1.0
1,1,2-Trichloroethane	<5.4	ug/Kg	1.9	5.4	1.0
Trichloroethene	<5.4	ug/Kg	1.0	5.4	1.0
Vinyl chloride	<5.4	ug/Kg	1.5	5.4	1.0
Xylenes, Total	<11	ug/Kg	1.6	11	1.0
1,3-Dichloropropene, Total	<5.4	ug/Kg	1.0	5.4	1.0
Surrogate				Acceptance Limits	
4-Bromofluorobenzene (Surr)	96	%		75 - 120	

Mr. Dean Tiebout
Ecology and Environment, Inc.
33 West Monroe St.
Suite 550
Chicago, IL 60603

Job Number: 500-12172-1

Client Sample ID: E03HAB05 (6-8)
Lab Sample ID: 500-12172-7

Date Sampled: 06/23/2008 1630
Date Received: 06/24/2008 1030
Client Matrix: Solid
Percent Solids: 79

Analyte	Result/Qualifier	Unit	MDL	RL	Dilution
Surrogate				Acceptance Limits	
Dibromofluoromethane	109	%		75 - 140	
1,2-Dichloroethane-d4 (Surr)	109	%		75 - 140	
Toluene-d8 (Surr)	109	%		75 - 130	
Method: 8270C		Date Analyzed:		06/25/2008 1600	
Prep Method: 3541		Date Prepared:		06/24/2008 0747	
2,4,5-Trichlorophenol	<410	ug/Kg	58	410	1.0
2,4,6-Trichlorophenol	<410	ug/Kg	42	410	1.0
2,4-Dichlorophenol	<410	ug/Kg	44	410	1.0
2,4-Dimethylphenol	<410	ug/Kg	77	410	1.0
2,4-Dinitrophenol	<840	ug/Kg	230	840	1.0
2,4-Dinitrotoluene	<210	ug/Kg	22	210	1.0
2,6-Dinitrotoluene	<210	ug/Kg	22	210	1.0
2-Chloronaphthalene	<210	ug/Kg	19	210	1.0
2-Chlorophenol	<210	ug/Kg	36	210	1.0
2-Methylnaphthalene	<210	ug/Kg	24	210	1.0
2-Methylphenol	<210	ug/Kg	41	210	1.0
2-Nitroaniline	<210	ug/Kg	23	210	1.0
2-Nitrophenol	<410	ug/Kg	51	410	1.0
3,3'-Dichlorobenzidine	<210	ug/Kg	61	210	1.0
3-Nitroaniline	<410	ug/Kg	82	410	1.0
4,6-Dinitro-2-methylphenol	<410	ug/Kg	50	410	1.0
4-Bromophenyl phenyl ether	<210	ug/Kg	17	210	1.0
4-Chloro-3-methylphenol	<410	ug/Kg	100	410	1.0
4-Chloroaniline	<840	ug/Kg	160	840	1.0
4-Chlorophenyl phenyl ether	<210	ug/Kg	17	210	1.0
4-Nitroaniline	<410	ug/Kg	89	410	1.0
4-Nitrophenol	<840	ug/Kg	73	840	1.0
Acenaphthene	<41	ug/Kg	5.3	41	1.0
Acenaphthylene	<41	ug/Kg	4.4	41	1.0
Anthracene	<41	ug/Kg	4.9	41	1.0
Benzo[a]anthracene	<41	ug/Kg	5.3	41	1.0
Benzo[a]pyrene	<41	ug/Kg	3.9	41	1.0
Benzo[b]fluoranthene	<41	ug/Kg	9.1	41	1.0
Benzo[g,h,i]perylene	<41	ug/Kg	7.1	41	1.0
Benzo[k]fluoranthene	<41	ug/Kg	8.9	41	1.0
Bis(2-chloroethoxy)methane	<210	ug/Kg	26	210	1.0
Bis(2-chloroethyl)ether	<210	ug/Kg	27	210	1.0
Bis(2-ethylhexyl) phthalate	<210	ug/Kg	35	210	1.0
Butyl benzyl phthalate	<210	ug/Kg	18	210	1.0

Mr. Dean Tiebout
Ecology and Environment, Inc.
33 West Monroe St.
Suite 550
Chicago, IL 60603

Job Number: 500-12172-1

Client Sample ID: E03HAB05 (6-8)
Lab Sample ID: 500-12172-7

Date Sampled: 06/23/2008 1630
Date Received: 06/24/2008 1030
Client Matrix: Solid
Percent Solids: 79

Analyte	Result/Qualifier	Unit	MDL	RL	Dilution
Carbazole	<210	ug/Kg	16	210	1.0
Chrysene	<41	ug/Kg	6.5	41	1.0
Dibenz(a,h)anthracene	<41	ug/Kg	5.1	41	1.0
Dibenzofuran	<210	ug/Kg	16	210	1.0
Diethyl phthalate	<210	ug/Kg	21	210	1.0
Dimethyl phthalate	<210	ug/Kg	16	210	1.0
Di-n-butyl phthalate	<210	ug/Kg	17	210	1.0
Di-n-octyl phthalate	<210	ug/Kg	19	210	1.0
1,3-Dichlorobenzene	<210	ug/Kg	22	210	1.0
Fluoranthene	<41	ug/Kg	5.4	41	1.0
Fluorene	<41	ug/Kg	4.4	41	1.0
Hexachlorobenzene	<84	ug/Kg	6.0	84	1.0
Hexachlorobutadiene	<210	ug/Kg	24	210	1.0
Hexachlorocyclopentadiene	<840	ug/Kg	140	840	1.0
Hexachloroethane	<210	ug/Kg	22	210	1.0
Indeno[1,2,3-cd]pyrene	<41	ug/Kg	5.4	41	1.0
Isophorone	<210	ug/Kg	17	210	1.0
Naphthalene	<41	ug/Kg	4.3	41	1.0
Nitrobenzene	<41	ug/Kg	7.6	41	1.0
1,4-Dichlorobenzene	<210	ug/Kg	23	210	1.0
2,2'-oxybis[1-chloropropane]	<210	ug/Kg	22	210	1.0
N-Nitrosodi-n-propylamine	<210	ug/Kg	29	210	1.0
N-Nitrosodiphenylamine	<210	ug/Kg	12	210	1.0
Pentachlorophenol	<840	ug/Kg	150	840	1.0
Phenanthrene	<41	ug/Kg	3.6	41	1.0
Phenol	<210	ug/Kg	37	210	1.0
Pyrene	<41	ug/Kg	4.9	41	1.0
1,2-Dichlorobenzene	<210	ug/Kg	21	210	1.0
1,2,4-Trichlorobenzene	<210	ug/Kg	21	210	1.0
3 & 4 Methylphenol	<210	ug/Kg	39	210	1.0

Surrogate			Acceptance Limits
2-Fluorobiphenyl	75	%	33 - 114
2-Fluorophenol	75	%	25 - 111
Nitrobenzene-d5	83	%	21 - 116
Phenol-d5	75	%	31 - 110
2,4,6-Tribromophenol	98	%	32 - 138
Terphenyl-d14	95	%	48 - 146

Method: 6010B Date Analyzed: 06/24/2008 1917
Prep Method: 3050B Date Prepared: 06/24/2008 1109

Antimony	<1.2	mg/Kg	0.17	1.2	1.0

Mr. Dean Tiebout
Ecology and Environment, Inc.
33 West Monroe St.
Suite 550
Chicago, IL 60603

Job Number: 500-12172-1

Client Sample ID: E03HAB05 (6-8)
Lab Sample ID: 500-12172-7

Date Sampled: 06/23/2008 1630
Date Received: 06/24/2008 1030
Client Matrix: Solid
Percent Solids: 79

Analyte	Result/Qualifier		Unit	MDL	RL	Dilution
Arsenic	6.4		mg/Kg	0.17	0.59	1.0
Beryllium	0.96		mg/Kg	0.0059	0.23	1.0
Cadmium	<0.12		mg/Kg	0.019	0.12	1.0
Chromium	26		mg/Kg	0.051	0.59	1.0
Copper	19		mg/Kg	0.26	0.59	1.0
Lead	12	B	mg/Kg	0.064	0.29	1.0
Nickel	28		mg/Kg	0.036	0.59	1.0
Selenium	0.26	J	mg/Kg	0.22	0.59	1.0
Silver	<0.29		mg/Kg	0.059	0.29	1.0
Thallium	0.36	J	mg/Kg	0.19	0.59	1.0
Zinc	46	B	mg/Kg	0.11	1.2	1.0
Barium	160	B	mg/Kg	0.019	0.59	1.0
Method: 7471A			Date Analyzed:	06/25/2008 1140		
Prep Method: 7471A			Date Prepared:	06/25/2008 0930		
Mercury	0.012	J	mg/Kg	0.0084	0.021	1.0
Method: 9045C			Date Analyzed:	06/25/2008 1142		
pH	8.02		SU	0.200	0.200	1.0
Method: PercentMoisture			Date Analyzed:	06/25/2008 0016		
Percent Moisture	21		%	0.10	0.10	1.0

Mr. Dean Tiebout
Ecology and Environment, Inc.
33 West Monroe St.
Suite 550
Chicago, IL 60603

Job Number: 500-12172-1

Client Sample ID: E03HAB06 (4-6)
Lab Sample ID: 500-12172-8

Date Sampled: 06/23/2008 1750
Date Received: 06/24/2008 1030
Client Matrix: Solid
Percent Solids: 79

Analyte	Result/Qualifier	Unit	MDL	RL	Dilution
Method: 8260B		Date Analyzed:	06/24/2008 1630		
Prep Method: 5035		Date Prepared:	06/23/2008 1750		
Acetone	15	ug/Kg	2.0	5.3	1.0
Benzene	<5.3	ug/Kg	0.91	5.3	1.0
Bromodichloromethane	<5.3	ug/Kg	0.83	5.3	1.0
Bromoform	<5.3	ug/Kg	1.1	5.3	1.0
Bromomethane	<5.3	ug/Kg	2.3	5.3	1.0
Methyl Ethyl Ketone	<5.3	ug/Kg	1.9	5.3	1.0
Carbon disulfide	<5.3	ug/Kg	1.0	5.3	1.0
Carbon tetrachloride	<5.3	ug/Kg	1.0	5.3	1.0
Chlorobenzene	<5.3	ug/Kg	0.73	5.3	1.0
Chloroethane	<5.3	ug/Kg	1.3	5.3	1.0
Chloroform	<5.3	ug/Kg	1.0	5.3	1.0
Chloromethane	<5.3	ug/Kg	1.7	5.3	1.0
cis-1,2-Dichloroethene	<5.3	ug/Kg	1.0	5.3	1.0
cis-1,3-Dichloropropene	<5.3	ug/Kg	0.85	5.3	1.0
Dibromochloromethane	<5.3	ug/Kg	0.89	5.3	1.0
1,1-Dichloroethane	<5.3	ug/Kg	1.0	5.3	1.0
1,2-Dichloroethane	<5.3	ug/Kg	1.2	5.3	1.0
1,1-Dichloroethene	<5.3	ug/Kg	0.94	5.3	1.0
1,2-Dichloropropane	<5.3	ug/Kg	1.0	5.3	1.0
Ethylbenzene	<5.3	ug/Kg	0.76	5.3	1.0
2-Hexanone	<5.3	ug/Kg	1.3	5.3	1.0
Methylene Chloride	<5.3	ug/Kg	0.83	5.3	1.0
methyl isobutyl ketone	<5.3	ug/Kg	1.6	5.3	1.0
Methyl tert-butyl ether	<5.3	ug/Kg	1.4	5.3	1.0
Styrene	<5.3	ug/Kg	0.80	5.3	1.0
1,1,2,2-Tetrachloroethane	<5.3	ug/Kg	1.3	5.3	1.0
Tetrachloroethene	<5.3	ug/Kg	0.85	5.3	1.0
Toluene	<5.3	ug/Kg	0.94	5.3	1.0
trans-1,2-Dichloroethene	<5.3	ug/Kg	1.1	5.3	1.0
trans-1,3-Dichloropropene	<5.3	ug/Kg	1.0	5.3	1.0
1,1,1-Trichloroethane	<5.3	ug/Kg	0.95	5.3	1.0
1,1,2-Trichloroethane	<5.3	ug/Kg	1.9	5.3	1.0
Trichloroethene	<5.3	ug/Kg	1.0	5.3	1.0
Vinyl chloride	<5.3	ug/Kg	1.5	5.3	1.0
Xylenes, Total	<11	ug/Kg	1.6	11	1.0
1,3-Dichloropropene, Total	<5.3	ug/Kg	1.0	5.3	1.0

Surrogate			Acceptance Limits
4-Bromofluorobenzene (Surr)	97	%	75 - 120

Mr. Dean Tiebout
Ecology and Environment, Inc.
33 West Monroe St.
Suite 550
Chicago, IL 60603

Job Number: 500-12172-1

Client Sample ID: E03HAB06 (4-6)
Lab Sample ID: 500-12172-8

Date Sampled: 06/23/2008 1750
Date Received: 06/24/2008 1030
Client Matrix: Solid
Percent Solids: 79

Analyte	Result/Qualifier	Unit	MDL	RL	Dilution
Surrogate				Acceptance Limits	
Dibromofluoromethane	109	%		75 - 140	
1,2-Dichloroethane-d4 (Surr)	107	%		75 - 140	
Toluene-d8 (Surr)	109	%		75 - 130	
Method: 8270C		Date Analyzed:		06/25/2008 1621	
Prep Method: 3541		Date Prepared:		06/24/2008 0747	
2,4,5-Trichlorophenol	<400	ug/Kg	56	400	1.0
2,4,6-Trichlorophenol	<400	ug/Kg	40	400	1.0
2,4-Dichlorophenol	<400	ug/Kg	43	400	1.0
2,4-Dimethylphenol	<400	ug/Kg	74	400	1.0
2,4-Dinitrophenol	<810	ug/Kg	220	810	1.0
2,4-Dinitrotoluene	<200	ug/Kg	21	200	1.0
2,6-Dinitrotoluene	<200	ug/Kg	21	200	1.0
2-Chloronaphthalene	<200	ug/Kg	18	200	1.0
2-Chlorophenol	<200	ug/Kg	35	200	1.0
2-Methylnaphthalene	<200	ug/Kg	23	200	1.0
2-Methylphenol	<200	ug/Kg	40	200	1.0
2-Nitroaniline	<200	ug/Kg	22	200	1.0
2-Nitrophenol	<400	ug/Kg	49	400	1.0
3,3'-Dichlorobenzidine	<200	ug/Kg	59	200	1.0
3-Nitroaniline	<400	ug/Kg	78	400	1.0
4,6-Dinitro-2-methylphenol	<400	ug/Kg	48	400	1.0
4-Bromophenyl phenyl ether	<200	ug/Kg	16	200	1.0
4-Chloro-3-methylphenol	<400	ug/Kg	98	400	1.0
4-Chloroaniline	<810	ug/Kg	150	810	1.0
4-Chlorophenyl phenyl ether	<200	ug/Kg	17	200	1.0
4-Nitroaniline	<400	ug/Kg	86	400	1.0
4-Nitrophenol	<810	ug/Kg	70	810	1.0
Acenaphthene	<40	ug/Kg	5.1	40	1.0
Acenaphthylene	<40	ug/Kg	4.2	40	1.0
Anthracene	<40	ug/Kg	4.7	40	1.0
Benzo[a]anthracene	<40	ug/Kg	5.1	40	1.0
Benzo[a]pyrene	<40	ug/Kg	3.7	40	1.0
Benzo[b]fluoranthene	<40	ug/Kg	8.8	40	1.0
Benzo[g,h,i]perylene	<40	ug/Kg	6.9	40	1.0
Benzo[k]fluoranthene	<40	ug/Kg	8.6	40	1.0
Bis(2-chloroethoxy)methane	<200	ug/Kg	25	200	1.0
Bis(2-chloroethyl)ether	<200	ug/Kg	26	200	1.0
Bis(2-ethylhexyl) phthalate	<200	ug/Kg	34	200	1.0
Butyl benzyl phthalate	<200	ug/Kg	18	200	1.0

Mr. Dean Tiebout
Ecology and Environment, Inc.
33 West Monroe St.
Suite 550
Chicago, IL 60603

Job Number: 500-12172-1

Client Sample ID: E03HAB06 (4-6)
Lab Sample ID: 500-12172-8

Date Sampled: 06/23/2008 1750
Date Received: 06/24/2008 1030
Client Matrix: Solid
Percent Solids: 79

Analyte	Result/Qualifier	Unit	MDL	RL	Dilution
Carbazole	<200	ug/Kg	15	200	1.0
Chrysene	<40	ug/Kg	6.3	40	1.0
Dibenz(a,h)anthracene	<40	ug/Kg	4.9	40	1.0
Dibenzofuran	<200	ug/Kg	15	200	1.0
Diethyl phthalate	<200	ug/Kg	20	200	1.0
Dimethyl phthalate	<200	ug/Kg	15	200	1.0
Di-n-butyl phthalate	<200	ug/Kg	16	200	1.0
Di-n-octyl phthalate	<200	ug/Kg	18	200	1.0
1,3-Dichlorobenzene	<200	ug/Kg	21	200	1.0
Fluoranthene	<40	ug/Kg	5.2	40	1.0
Fluorene	<40	ug/Kg	4.2	40	1.0
Hexachlorobenzene	<81	ug/Kg	5.8	81	1.0
Hexachlorobutadiene	<200	ug/Kg	23	200	1.0
Hexachlorocyclopentadiene	<810	ug/Kg	140	810	1.0
Hexachloroethane	<200	ug/Kg	21	200	1.0
Indeno[1,2,3-cd]pyrene	<40	ug/Kg	5.2	40	1.0
Isophorone	<200	ug/Kg	16	200	1.0
Naphthalene	<40	ug/Kg	4.1	40	1.0
Nitrobenzene	<40	ug/Kg	7.3	40	1.0
1,4-Dichlorobenzene	<200	ug/Kg	22	200	1.0
2,2'-oxybis[1-chloropropane]	<200	ug/Kg	21	200	1.0
N-Nitrosodi-n-propylamine	<200	ug/Kg	28	200	1.0
N-Nitrosodiphenylamine	<200	ug/Kg	12	200	1.0
Pentachlorophenol	<810	ug/Kg	150	810	1.0
Phenanthrene	<40	ug/Kg	3.5	40	1.0
Phenol	<200	ug/Kg	35	200	1.0
Pyrene	<40	ug/Kg	4.7	40	1.0
1,2-Dichlorobenzene	<200	ug/Kg	20	200	1.0
1,2,4-Trichlorobenzene	<200	ug/Kg	20	200	1.0
3 & 4 Methylphenol	<200	ug/Kg	37	200	1.0

Surrogate			Acceptance Limits
2-Fluorobiphenyl	75	%	33 - 114
2-Fluorophenol	76	%	25 - 111
Nitrobenzene-d5	82	%	21 - 116
Phenol-d5	76	%	31 - 110
2,4,6-Tribromophenol	93	%	32 - 138
Terphenyl-d14	83	%	48 - 146

Method: 6010B Date Analyzed: 06/24/2008 1924
Prep Method: 3050B Date Prepared: 06/24/2008 1109

Antimony	<1.2	mg/Kg	0.18	1.2	1.0

Mr. Dean Tiebout
Ecology and Environment, Inc.
33 West Monroe St.
Suite 550
Chicago, IL 60603

Job Number: 500-12172-1

Client Sample ID: E03HAB06 (4-6)
Lab Sample ID: 500-12172-8

Date Sampled: 06/23/2008 1750
Date Received: 06/24/2008 1030
Client Matrix: Solid
Percent Solids: 79

Analyte	Result/Qualifier		Unit	MDL	RL	Dilution
Arsenic	6.7		mg/Kg	0.18	0.61	1.0
Beryllium	0.99		mg/Kg	0.0061	0.25	1.0
Cadmium	<0.12		mg/Kg	0.020	0.12	1.0
Chromium	28		mg/Kg	0.053	0.61	1.0
Copper	20		mg/Kg	0.28	0.61	1.0
Lead	12	B	mg/Kg	0.068	0.31	1.0
Nickel	30		mg/Kg	0.038	0.61	1.0
Selenium	<0.61		mg/Kg	0.23	0.61	1.0
Silver	<0.31		mg/Kg	0.061	0.31	1.0
Thallium	0.50	J	mg/Kg	0.20	0.61	1.0
Zinc	53	B	mg/Kg	0.11	1.2	1.0
Barium	170	B	mg/Kg	0.020	0.61	1.0
Method: 7471A			Date Analyzed:	06/25/2008 1146		
Prep Method: 7471A			Date Prepared:	06/25/2008 0930		
Mercury	0.015	J	mg/Kg	0.0086	0.021	1.0
Method: 9045C			Date Analyzed:	06/25/2008 1144		
pH	7.88		SU	0.200	0.200	1.0
Method: PercentMoisture			Date Analyzed:	06/25/2008 0016		
Percent Moisture	21		%	0.10	0.10	1.0

DATA REPORTING QUALIFIERS

Client: Ecology and Environment, Inc. Job Number: 500-12172-1

Lab Section	Qualifier	Description
GC/MS VOA		
	*	RPD of the LCS and LCSD exceeds the control limits
GC/MS Semi VOA		
	J	Result is less than the RL but greater than or equal to the MDL and the concentration is an approximate value.
Metals		
	B	Compound was found in the blank and sample.
	F	Duplicate RPD exceeds the control limit
	^	ICV,CCV,ICB,CCB, ISA, ISB, CRI, CRA or MRL standard: Instrument related QC exceeds the control limits.
	F	MS or MSD exceeds the control limits
	J	Result is less than the RL but greater than or equal to the MDL and the concentration is an approximate value.
	F	RPD of the MS and MSD exceeds the control limits
	V	Serial Dilution exceeds the control limits

QUALITY CONTROL RESULTS

Client: Ecology and Environment, Inc.

Job Number: 500-12172-1

QC Association Summary

Lab Sample ID	Client Sample ID	Report Basis	Client Matrix	Method	Prep Batch
GC/MS VOA					
Prep Batch: 500-40946					
MBFW 500-40946/13-A	Low Level Frozen Water Blank	T	Solid	5035	
500-12172-1	E03HAB01 (2-4)	T	Solid	5035	
500-12172-4	E03HAB02 (0-2)	T	Solid	5035	
500-12172-5	E03HAB03 (6-8)	T	Solid	5035	
500-12172-6	E03HAB04 (2-4)	T	Solid	5035	
500-12172-7	E03HAB05 (6-8)	T	Solid	5035	
500-12172-8	E03HAB06 (4-6)	T	Solid	5035	
Analysis Batch:500-41029					
LCS 500-41029/11	Lab Control Spike	T	Solid	8260B	
LCSD 500-41029/12	Lab Control Spike Duplicate	T	Solid	8260B	
MB 500-41029/10	Method Blank	T	Solid	8260B	
MBFW 500-40946/13-A	Low Level Frozen Water Blank	T	Solid	8260B	500-40946
500-12172-1	E03HAB01 (2-4)	T	Solid	8260B	500-40946
500-12172-4	E03HAB02 (0-2)	T	Solid	8260B	500-40946
500-12172-5	E03HAB03 (6-8)	T	Solid	8260B	500-40946
500-12172-6	E03HAB04 (2-4)	T	Solid	8260B	500-40946
500-12172-7	E03HAB05 (6-8)	T	Solid	8260B	500-40946
500-12172-8	E03HAB06 (4-6)	T	Solid	8260B	500-40946
Analysis Batch:500-41040					
LCS 500-41040/13	Lab Control Spike	T	Water	8260B	
LCSD 500-41040/14	Lab Control Spike Duplicate	T	Water	8260B	
MB 500-41040/12	Method Blank	T	Water	8260B	
500-12172-2	E03HAG01	T	Water	8260B	
500-12172-3	E03TB01	T	Water	8260B	

Report Basis
T = Total

Client: Ecology and Environment, Inc.

Job Number: 500-12172-1

QC Association Summary

Lab Sample ID	Client Sample ID	Report Basis	Client Matrix	Method	Prep Batch
GC/MS Semi VOA					
Prep Batch: 500-40896					
LCS 500-40896/2-A	Lab Control Spike	T	Water	3510C	
LCSD 500-40896/3-A	Lab Control Spike Duplicate	T	Water	3510C	
MB 500-40896/1-A	Method Blank	T	Water	3510C	
500-12172-2	E03HAG01	T	Water	3510C	
Prep Batch: 500-40907					
LCS 500-40907/2-A	Lab Control Spike	T	Solid	3541	
MB 500-40907/1-A	Method Blank	T	Solid	3541	
500-12172-1	E03HAB01 (2-4)	T	Solid	3541	
500-12172-4	E03HAB02 (0-2)	T	Solid	3541	
500-12172-5	E03HAB03 (6-8)	T	Solid	3541	
500-12172-6	E03HAB04 (2-4)	T	Solid	3541	
500-12172-7	E03HAB05 (6-8)	T	Solid	3541	
500-12172-8	E03HAB06 (4-6)	T	Solid	3541	
Analysis Batch:500-41024					
LCS 500-40896/2-A	Lab Control Spike	T	Water	8270C	500-40896
LCSD 500-40896/3-A	Lab Control Spike Duplicate	T	Water	8270C	500-40896
MB 500-40896/1-A	Method Blank	T	Water	8270C	500-40896
500-12172-2	E03HAG01	T	Water	8270C	500-40896
Analysis Batch:500-41088					
LCS 500-40907/2-A	Lab Control Spike	T	Solid	8270C	500-40907
MB 500-40907/1-A	Method Blank	T	Solid	8270C	500-40907
500-12172-1	E03HAB01 (2-4)	T	Solid	8270C	500-40907
500-12172-4	E03HAB02 (0-2)	T	Solid	8270C	500-40907
500-12172-5	E03HAB03 (6-8)	T	Solid	8270C	500-40907
500-12172-6	E03HAB04 (2-4)	T	Solid	8270C	500-40907
500-12172-7	E03HAB05 (6-8)	T	Solid	8270C	500-40907
500-12172-8	E03HAB06 (4-6)	T	Solid	8270C	500-40907

Report Basis
T = Total

Client: Ecology and Environment, Inc.

Job Number: 500-12172-1

QC Association Summary

Lab Sample ID	Client Sample ID	Report Basis	Client Matrix	Method	Prep Batch
Metals					
Prep Batch: 500-40944					
LCS 500-40944/2-A	Lab Control Spike	T	Solid	3050B	
MB 500-40944/1-A	Method Blank	T	Solid	3050B	
500-12172-1	E03HAB01 (2-4)	T	Solid	3050B	
500-12172-4	E03HAB02 (0-2)	T	Solid	3050B	
500-12172-4DU	Duplicate	T	Solid	3050B	
500-12172-4MS	Matrix Spike	T	Solid	3050B	
500-12172-4MSD	Matrix Spike Duplicate	T	Solid	3050B	
500-12172-5	E03HAB03 (6-8)	T	Solid	3050B	
500-12172-6	E03HAB04 (2-4)	T	Solid	3050B	
500-12172-7	E03HAB05 (6-8)	T	Solid	3050B	
500-12172-8	E03HAB06 (4-6)	T	Solid	3050B	
Prep Batch: 500-40948					
LCS 500-40948/2-A	Lab Control Spike	R	Water	3005A	
MB 500-40948/1-A	Method Blank	R	Water	3005A	
500-12172-2	E03HAG01	R	Water	3005A	
500-12172-2DU	Duplicate	R	Water	3005A	
500-12172-2MS	Matrix Spike	R	Water	3005A	
500-12172-2MSD	Matrix Spike Duplicate	R	Water	3005A	
Analysis Batch:500-41015					
LCS 500-40944/2-A	Lab Control Spike	T	Solid	6010B	500-40944
MB 500-40944/1-A	Method Blank	T	Solid	6010B	500-40944
500-12172-1	E03HAB01 (2-4)	T	Solid	6010B	500-40944
500-12172-4	E03HAB02 (0-2)	T	Solid	6010B	500-40944
500-12172-4DU	Duplicate	T	Solid	6010B	500-40944
500-12172-4MS	Matrix Spike	T	Solid	6010B	500-40944
500-12172-4MSD	Matrix Spike Duplicate	T	Solid	6010B	500-40944
500-12172-5	E03HAB03 (6-8)	T	Solid	6010B	500-40944
500-12172-6	E03HAB04 (2-4)	T	Solid	6010B	500-40944
500-12172-7	E03HAB05 (6-8)	T	Solid	6010B	500-40944
500-12172-8	E03HAB06 (4-6)	T	Solid	6010B	500-40944
Analysis Batch:500-41022					
LCS 500-40948/2-A	Lab Control Spike	R	Water	6020	500-40948
MB 500-40948/1-A	Method Blank	R	Water	6020	500-40948
500-12172-2	E03HAG01	R	Water	6020	500-40948
500-12172-2DU	Duplicate	R	Water	6020	500-40948
500-12172-2MS	Matrix Spike	R	Water	6020	500-40948
500-12172-2MSD	Matrix Spike Duplicate	R	Water	6020	500-40948

Client: Ecology and Environment, Inc.

Job Number: 500-12172-1

QC Association Summary

Lab Sample ID	Client Sample ID	Report Basis	Client Matrix	Method	Prep Batch
Metals					
Prep Batch: 500-41037					
LCS 500-41037/2-A	Lab Control Spike	T	Solid	7471A	
MB 500-41037/1-A	Method Blank	T	Solid	7471A	
500-12172-1	E03HAB01 (2-4)	T	Solid	7471A	
500-12172-4	E03HAB02 (0-2)	T	Solid	7471A	
500-12172-5	E03HAB03 (6-8)	T	Solid	7471A	
500-12172-6	E03HAB04 (2-4)	T	Solid	7471A	
500-12172-7	E03HAB05 (6-8)	T	Solid	7471A	
500-12172-8	E03HAB06 (4-6)	T	Solid	7471A	
Prep Batch: 500-41045					
LCS 500-41045/2-A	Lab Control Spike	T	Water	7470A	
MB 500-41045/1-A	Method Blank	T	Water	7470A	
500-12172-2	E03HAG01	T	Water	7470A	
Analysis Batch:500-41060					
LCS 500-41037/2-A	Lab Control Spike	T	Solid	7471A	500-41037
MB 500-41037/1-A	Method Blank	T	Solid	7471A	500-41037
500-12172-1	E03HAB01 (2-4)	T	Solid	7471A	500-41037
500-12172-4	E03HAB02 (0-2)	T	Solid	7471A	500-41037
500-12172-5	E03HAB03 (6-8)	T	Solid	7471A	500-41037
500-12172-6	E03HAB04 (2-4)	T	Solid	7471A	500-41037
500-12172-7	E03HAB05 (6-8)	T	Solid	7471A	500-41037
500-12172-8	E03HAB06 (4-6)	T	Solid	7471A	500-41037
Analysis Batch:500-41061					
LCS 500-41045/2-A	Lab Control Spike	T	Water	7470A	500-41045
MB 500-41045/1-A	Method Blank	T	Water	7470A	500-41045
500-12172-2	E03HAG01	T	Water	7470A	500-41045
Analysis Batch:500-41068					
LCS 500-40948/2-A	Lab Control Spike	R	Water	6020	500-40948
MB 500-40948/1-A	Method Blank	R	Water	6020	500-40948
500-12172-2	E03HAG01	R	Water	6020	500-40948
500-12172-2DU	Duplicate	R	Water	6020	500-40948
500-12172-2MS	Matrix Spike	R	Water	6020	500-40948
500-12172-2MSD	Matrix Spike Duplicate	R	Water	6020	500-40948

Report Basis
R = Total Recoverable
T = Total

Client: Ecology and Environment, Inc.

Job Number: 500-12172-1

QC Association Summary

Lab Sample ID	Client Sample ID	Report Basis	Client Matrix	Method	Prep Batch
General Chemistry					
Analysis Batch:500-41007					
500-12172-1	E03HAB01 (2-4)	T	Solid	PercentMoisture	
500-12172-1DU	Duplicate	T	Solid	PercentMoisture	
500-12172-4	E03HAB02 (0-2)	T	Solid	PercentMoisture	
500-12172-5	E03HAB03 (6-8)	T	Solid	PercentMoisture	
500-12172-6	E03HAB04 (2-4)	T	Solid	PercentMoisture	
500-12172-7	E03HAB05 (6-8)	T	Solid	PercentMoisture	
500-12172-8	E03HAB06 (4-6)	T	Solid	PercentMoisture	
Analysis Batch:500-41062					
500-12172-1	E03HAB01 (2-4)	T	Solid	9045C	
500-12172-1DU	Duplicate	T	Solid	9045C	
500-12172-4	E03HAB02 (0-2)	T	Solid	9045C	
500-12172-5	E03HAB03 (6-8)	T	Solid	9045C	
500-12172-6	E03HAB04 (2-4)	T	Solid	9045C	
500-12172-7	E03HAB05 (6-8)	T	Solid	9045C	
500-12172-8	E03HAB06 (4-6)	T	Solid	9045C	

Report Basis
T = Total

Client: Ecology and Environment, Inc.

Job Number: 500-12172-1

Surrogate Recovery Report

8260B Volatile Organic Compounds by GC/MS

Client Matrix: Solid

Lab Sample ID	Client Sample ID	BFB %Rec	DBFM %Rec	12DCE %Rec	TOL %Rec
500-12172-1	E03HAB01 (2-4)	94	105	106	107
500-12172-4	E03HAB02 (0-2)	94	105	106	108
500-12172-5	E03HAB03 (6-8)	96	107	107	110
500-12172-6	E03HAB04 (2-4)	97	106	103	108
500-12172-7	E03HAB05 (6-8)	96	109	109	109
500-12172-8	E03HAB06 (4-6)	97	109	107	109
MB 500-41029/10		96	104	105	107
MBFW 500-40946/13-A		88	99	99	106
LCS 500-41029/11		102	107	103	110
LCSD 500-41029/12		100	102	103	107

Surrogate	Acceptance Limits
BFB = 4-Bromofluorobenzene (Surr)	75-120
DBFM = Dibromofluoromethane	75-140
12DCE = 1,2-Dichloroethane-d4 (Surr)	75-140
TOL = Toluene-d8 (Surr)	75-130

Client: Ecology and Environment, Inc.

Job Number: 500-12172-1

Surrogate Recovery Report

8260B_VOC

Client Matrix: Water

Lab Sample ID	Client Sample ID	BFB %Rec	DBFM %Rec	12DCE %Rec	TOL %Rec
500-12172-2	E03HAG01	95	100	104	99
500-12172-3	E03TB01	93	101	104	98
MB 500-41040/12		92	94	98	96
LCS 500-41040/13		100	95	98	95
LCSD 500-41040/14		98	103	101	97

Surrogate	Acceptance Limits
BFB = 4-Bromofluorobenzene (Surr)	75-120
DBFM = Dibromofluoromethane	75-120
12DCE = 1,2-Dichloroethane-d4 (Surr)	70-125
TOL = Toluene-d8 (Surr)	75-120

Client: Ecology and Environment, Inc.

Job Number: 500-12172-1

Surrogate Recovery Report

8270C SVOC

Client Matrix: Solid

Lab Sample ID	Client Sample ID	FBP %Rec	2FP %Rec	NBZ %Rec	PHL %Rec	TBP %Rec	TPH %Rec
500-12172-1	E03HAB01 (2-4)	82	79	84	80	85	96
500-12172-4	E03HAB02 (0-2)	74	73	79	81	96	85
500-12172-5	E03HAB03 (6-8)	80	82	84	88	100	97
500-12172-6	E03HAB04 (2-4)	72	68	73	71	88	88
500-12172-7	E03HAB05 (6-8)	75	75	83	75	98	95
500-12172-8	E03HAB06 (4-6)	75	76	82	76	93	83
MB 500-40907/1-A		90	93	97	99	112	94
LCS 500-40907/2-A		85	84	90	95	103	85

Surrogate	Acceptance Limits
FBP = 2-Fluorobiphenyl	33-114
2FP = 2-Fluorophenol	25-111
NBZ = Nitrobenzene-d5	21-116
PHL = Phenol-d5	31-110
TBP = 2,4,6-Tribromophenol	32-138
TPH = Terphenyl-d14	48-146

Client: Ecology and Environment, Inc.

Job Number: 500-12172-1

Surrogate Recovery Report

8270C SVOC

Client Matrix: Water

Lab Sample ID	Client Sample ID	FBP %Rec	2FP %Rec	NBZ %Rec	PHL %Rec	TBP %Rec	TPH %Rec
MB 500-40896/1-A		58	34	51	23	64	63
LCS 500-40896/2-A		88	60	82	46	94	98
LCSD 500-40896/3-A		87	56	80	42	96	97

Surrogate	Acceptance Limits
FBP = 2-Fluorobiphenyl	37-120
2FP = 2-Fluorophenol	20-110
NBZ = Nitrobenzene-d5	36-120
PHL = Phenol-d5	20-110
TBP = 2,4,6-Tribromophenol	37-134
TPH = Terphenyl-d14	24-134

Client: Ecology and Environment, Inc.

Job Number: 500-12172-1

Surrogate Recovery Report

8270C SVOC

Client Matrix: Water

Lab Sample ID	Client Sample ID	FBP %Rec	2FP %Rec	NBZ %Rec	PHL %Rec	TPH %Rec	TBP %Rec
500-12172-2	E03HAG01	71	35	62	27	62	85

Surrogate	Acceptance Limits
FBP = 2-Fluorobiphenyl	37-120
2FP = 2-Fluorophenol	20-110
NBZ = Nitrobenzene-d5	36-120
PHL = Phenol-d5	20-110
TPH = Terphenyl-d14	24-134
TBP = 2,4,6-Tribromophenol	37-134

Client: Ecology and Environment, Inc.

Job Number: 500-12172-1

Low Level Frozen Water Blank - Batch: 500-40946

Method: 8260B
Preparation: 5035

Lab Sample ID: MBFW 500-40946/13-A
Client Matrix: Solid
Dilution: 1.0
Date Analyzed: 06/24/2008 1403
Date Prepared: 06/23/2008 1045

Analysis Batch: 500-41029
Prep Batch: 500-40946
Units: ug/Kg

Instrument ID: Agilent 6890N GC - 5975N
Lab File ID: 19x0624.D
Initial Weight/Volume: 5 g
Final Weight/Volume: 5 mL

Analyte	Result	Qual	MDL	RL
Acetone	<5.0		1.9	5.0
Benzene	<5.0		0.85	5.0
Bromodichloromethane	<5.0		0.78	5.0
Bromoform	<5.0		1.0	5.0
Bromomethane	<5.0		2.2	5.0
Methyl Ethyl Ketone	<5.0		1.8	5.0
Carbon disulfide	<5.0		0.94	5.0
Carbon tetrachloride	<5.0		0.94	5.0
Chlorobenzene	<5.0		0.68	5.0
Chloroethane	<5.0		1.2	5.0
Chloroform	<5.0		0.98	5.0
Chloromethane	<5.0		1.6	5.0
cis-1,2-Dichloroethene	<5.0		0.96	5.0
cis-1,3-Dichloropropene	<5.0		0.80	5.0
Dibromochloromethane	<5.0		0.83	5.0
1,1-Dichloroethane	<5.0		0.96	5.0
1,2-Dichloroethane	<5.0		1.1	5.0
1,1-Dichloroethene	<5.0		0.88	5.0
1,2-Dichloropropane	<5.0		0.94	5.0
Ethylbenzene	<5.0		0.71	5.0
2-Hexanone	<5.0		1.2	5.0
Methylene Chloride	<5.0		0.78	5.0
methyl isobutyl ketone	<5.0		1.5	5.0
Methyl tert-butyl ether	<5.0		1.3	5.0
Styrene	<5.0		0.75	5.0
1,1,2,2-Tetrachloroethane	<5.0		1.2	5.0
Tetrachloroethene	<5.0		0.80	5.0
Toluene	<5.0		0.88	5.0
trans-1,2-Dichloroethene	<5.0		1.0	5.0
trans-1,3-Dichloropropene	<5.0		0.96	5.0
1,1,1-Trichloroethane	<5.0		0.89	5.0
1,1,2-Trichloroethane	<5.0		1.8	5.0
Trichloroethene	<5.0		0.96	5.0
1,3-Dichloropropene, Total	<5.0		0.96	5.0
Vinyl chloride	<5.0		1.4	5.0
Xylenes, Total	<10		1.5	10

Surrogate	% Rec	Acceptance Limits
4-Bromofluorobenzene (Surr)	88	75 - 120
Dibromofluoromethane	99	75 - 140
1,2-Dichloroethane-d4 (Surr)	99	75 - 140

Calculations are performed before rounding to avoid round-off errors in calculated results.

Quality Control Results

Client: Ecology and Environment, Inc.

Job Number: 500-12172-1

Surrogate	% Rec	Acceptance Limits
Toluene-d8 (Surr)	106	75 - 130

Calculations are performed before rounding to avoid round-off errors in calculated results.

Client: Ecology and Environment, Inc.

Job Number: 500-12172-1

Method Blank - Batch: 500-41029

Method: 8260B
Preparation: N/A

Lab Sample ID: MB 500-41029/10
Client Matrix: Solid
Dilution: 1.0
Date Analyzed: 06/24/2008 1306
Date Prepared: N/A

Analysis Batch: 500-41029
Prep Batch: N/A
Units: ug/Kg

Instrument ID: Agilent 6890N GC - 5975N
Lab File ID: 19M0624.D
Initial Weight/Volume: 5 g
Final Weight/Volume: 5 mL

Analyte	Result	Qual	MDL	RL
Acetone	<5.0		1.9	5.0
Benzene	<5.0		0.85	5.0
Bromodichloromethane	<5.0		0.78	5.0
Bromoform	<5.0		1.0	5.0
Bromomethane	<5.0		2.2	5.0
Methyl Ethyl Ketone	<5.0		1.8	5.0
Carbon disulfide	<5.0		0.94	5.0
Carbon tetrachloride	<5.0		0.94	5.0
Chlorobenzene	<5.0		0.68	5.0
Chloroethane	<5.0		1.2	5.0
Chloroform	<5.0		0.98	5.0
Chloromethane	<5.0		1.6	5.0
cis-1,2-Dichloroethene	<5.0		0.96	5.0
cis-1,3-Dichloropropene	<5.0		0.80	5.0
Dibromochloromethane	<5.0		0.83	5.0
1,1-Dichloroethane	<5.0		0.96	5.0
1,2-Dichloroethane	<5.0		1.1	5.0
1,1-Dichloroethene	<5.0		0.88	5.0
1,2-Dichloropropane	<5.0		0.94	5.0
Ethylbenzene	<5.0		0.71	5.0
2-Hexanone	<5.0		1.2	5.0
Methylene Chloride	<5.0		0.78	5.0
methyl isobutyl ketone	<5.0		1.5	5.0
Methyl tert-butyl ether	<5.0		1.3	5.0
Styrene	<5.0		0.75	5.0
1,1,2,2-Tetrachloroethane	<5.0		1.2	5.0
Tetrachloroethene	<5.0		0.80	5.0
Toluene	<5.0		0.88	5.0
trans-1,2-Dichloroethene	<5.0		1.0	5.0
trans-1,3-Dichloropropene	<5.0		0.96	5.0
1,1,1-Trichloroethane	<5.0		0.89	5.0
1,1,2-Trichloroethane	<5.0		1.8	5.0
Trichloroethene	<5.0		0.96	5.0
1,3-Dichloropropene, Total	<5.0		0.96	5.0
Vinyl chloride	<5.0		1.4	5.0
Xylenes, Total	<10		1.5	10

Surrogate	% Rec	Acceptance Limits
4-Bromofluorobenzene (Surr)	96	75 - 120
Dibromofluoromethane	104	75 - 140
1,2-Dichloroethane-d4 (Surr)	105	75 - 140

Calculations are performed before rounding to avoid round-off errors in calculated results.

Client: Ecology and Environment, Inc.

Job Number: 500-12172-1

Surrogate	% Rec	Acceptance Limits
Toluene-d8 (Surr)	107	75 - 130

Calculations are performed before rounding to avoid round-off errors in calculated results.

Client: Ecology and Environment, Inc.

Job Number: 500-12172-1

Lab Control Spike/
Lab Control Spike Duplicate Recovery Report - Batch: 500-41029

Method: 8260B
Preparation: N/A

LCS Lab Sample ID: LCS 500-41029/11
Client Matrix: Solid
Dilution: 1.0
Date Analyzed: 06/24/2008 1330
Date Prepared: N/A

Analysis Batch: 500-41029
Prep Batch: N/A
Units: ug/Kg

Instrument ID: Agilent 6890N GC - 5975N
Lab File ID: 19S0624.D
Initial Weight/Volume: 5 g
Final Weight/Volume: 5 mL

LCSD Lab Sample ID: LCSD 500-41029/12
Client Matrix: Solid
Dilution: 1.0
Date Analyzed: 06/24/2008 1745
Date Prepared: N/A

Analysis Batch: 500-41029
Prep Batch: N/A
Units: ug/Kg

Instrument ID: Agilent 6890N GC - 5975
Lab File ID: 19t0624.D
Initial Weight/Volume: 5 g
Final Weight/Volume: 5 mL

Analyte	% Rec. LCS	% Rec. LCSD	Limit	RPD	RPD Limit	LCS Qual	LCSD Qual
Acetone	88	86	24 - 147	2	30		
Benzene	98	93	76 - 120	5	30		
Bromodichloromethane	108	105	80 - 120	2	30		
Bromoform	85	88	57 - 120	3	30		
Bromomethane	101	110	51 - 154	9	30		
Methyl Ethyl Ketone	77	83	50 - 120	7	30		
Carbon disulfide	82	72	33 - 140	14	30		
Carbon tetrachloride	105	95	63 - 120	10	30		
Chlorobenzene	96	92	76 - 120	4	30		
Chloroethane	90	98	42 - 155	8	30		
Chloroform	98	96	76 - 120	2	30		
Chloromethane	81	90	36 - 143	11	30		
cis-1,2-Dichloroethene	99	97	79 - 120	3	30		
cis-1,3-Dichloropropene	95	92	69 - 120	4	30		
Dibromochloromethane	93	91	72 - 120	2	30		
1,1-Dichloroethane	94	90	70 - 120	5	30		
1,2-Dichloroethane	100	102	74 - 120	2	30		
1,1-Dichloroethene	98	87	58 - 127	12	30		
1,2-Dichloropropane	100	98	75 - 120	2	30		
Ethylbenzene	100	93	78 - 120	7	30		
2-Hexanone	82	79	58 - 120	4	30		
Methylene Chloride	90	88	66 - 124	3	30		
methyl isobutyl ketone	91	95	65 - 126	4	30		
Methyl tert-butyl ether	85	87	66 - 122	2	30		
Styrene	100	95	82 - 120	4	30		
1,1,2,2-Tetrachloroethane	96	93	73 - 120	4	30		
Tetrachloroethene	97	87	70 - 120	11	30		
Toluene	99	93	78 - 120	6	30		
trans-1,2-Dichloroethene	96	87	70 - 120	9	30		
trans-1,3-Dichloropropene	95	94	70 - 120	0	30		
1,1,1-Trichloroethane	102	91	70 - 120	11	30		
1,1,2-Trichloroethane	97	99	77 - 120	1	30		

Calculations are performed before rounding to avoid round-off errors in calculated results.

Client: Ecology and Environment, Inc.

Job Number: 500-12172-1

Lab Control Spike/
Lab Control Spike Duplicate Recovery Report - Batch: 500-41029

Method: 8260B
Preparation: N/A

LCS Lab Sample ID: LCS 500-41029/11
Client Matrix: Solid
Dilution: 1.0
Date Analyzed: 06/24/2008 1330
Date Prepared: N/A

Analysis Batch: 500-41029
Prep Batch: N/A
Units: ug/Kg

Instrument ID: Agilent 6890N GC - 5975N
Lab File ID: 19S0624.D
Initial Weight/Volume: 5 g
Final Weight/Volume: 5 mL

LCSD Lab Sample ID: LCSD 500-41029/12
Client Matrix: Solid
Dilution: 1.0
Date Analyzed: 06/24/2008 1745
Date Prepared: N/A

Analysis Batch: 500-41029
Prep Batch: N/A
Units: ug/Kg

Instrument ID: Agilent 6890N GC - 5975
Lab File ID: 19t0624.D
Initial Weight/Volume: 5 g
Final Weight/Volume: 5 mL

Analyte	% Rec. LCS	% Rec. LCSD	Limit	RPD	RPD Limit	LCS Qual	LCSD Qual
Trichloroethene	102	96	74 - 120	6	30		
Vinyl chloride	97	108	49 - 133	11	30		
Xylenes, Total	99	94	77 - 120	5	30		

Surrogate	LCS % Rec	LCSD % Rec	Acceptance Limits
4-Bromofluorobenzene (Surr)	102	100	75 - 120
Dibromofluoromethane	107	102	75 - 140
1,2-Dichloroethane-d4 (Surr)	103	103	75 - 140
Toluene-d8 (Surr)	110	107	75 - 130

Calculations are performed before rounding to avoid round-off errors in calculated results.

Client: Ecology and Environment, Inc.

Job Number: 500-12172-1

Method Blank - Batch: 500-41040

Method: 8260B
Preparation: 5030B

Lab Sample ID: MB 500-41040/12
Client Matrix: Water
Dilution: 1.0
Date Analyzed: 06/24/2008 1038
Date Prepared: 06/24/2008 1038

Analysis Batch: 500-41040
Prep Batch: N/A
Units: ug/L

Instrument ID: Agilent 6890N GC - 5973N
Lab File ID: 2M0624.D
Initial Weight/Volume: 10 mL
Final Weight/Volume: 10 mL

Analyte	Result	Qual	MDL	RL
Acetone	<5.0		1.2	5.0
Benzene	<1.0		0.16	1.0
Bromodichloromethane	<1.0		0.18	1.0
Bromoform	<1.0		0.30	1.0
Bromomethane	<1.0		0.44	1.0
Methyl Ethyl Ketone	<5.0		0.83	5.0
Carbon disulfide	<5.0		0.39	5.0
Carbon tetrachloride	<1.0		0.21	1.0
Chlorobenzene	<1.0		0.17	1.0
Chloroethane	<1.0		0.45	1.0
Chloroform	<1.0		0.13	1.0
Chloromethane	<1.0		0.33	1.0
cis-1,2-Dichloroethene	<1.0		0.21	1.0
cis-1,3-Dichloropropene	<1.0		0.16	1.0
Dibromochloromethane	<1.0		0.19	1.0
Dichlorodifluoromethane	<1.0		0.29	1.0
1,1-Dichloroethane	<1.0		0.18	1.0
1,2-Dichloroethane	<1.0		0.22	1.0
1,1-Dichloroethene	<1.0		0.22	1.0
1,2-Dichloropropane	<1.0		0.23	1.0
Ethylbenzene	<1.0		0.17	1.0
2-Hexanone	<5.0		0.77	5.0
Methylene Chloride	<2.0		0.99	2.0
methyl isobutyl ketone	<5.0		0.58	5.0
Methyl tert-butyl ether	<1.0		0.16	1.0
Styrene	<1.0		0.15	1.0
1,1,2,2-Tetrachloroethane	<1.0		0.25	1.0
Tetrachloroethene	<1.0		0.14	1.0
Toluene	<1.0		0.16	1.0
trans-1,2-Dichloroethene	<1.0		0.17	1.0
trans-1,3-Dichloropropene	<1.0		0.13	1.0
1,1,1-Trichloroethane	<1.0		0.23	1.0
1,1,2-Trichloroethane	<1.0		0.32	1.0
Trichloroethene	<1.0		0.20	1.0
1,3-Dichloropropene, Total	<1.0		0.16	1.0
Vinyl chloride	<1.0		0.23	1.0
Xylenes, Total	<2.0		0.33	2.0

Surrogate	% Rec	Acceptance Limits
4-Bromofluorobenzene (Surr)	92	75 - 120
Dibromofluoromethane	94	75 - 120

Calculations are performed before rounding to avoid round-off errors in calculated results.

Client: Ecology and Environment, Inc.

Job Number: 500-12172-1

Surrogate	% Rec	Acceptance Limits
1,2-Dichloroethane-d4 (Surr)	98	70 - 125
Toluene-d8 (Surr)	96	75 - 120

Calculations are performed before rounding to avoid round-off errors in calculated results.

Client: Ecology and Environment, Inc.

Job Number: 500-12172-1

Lab Control Spike/
Lab Control Spike Duplicate Recovery Report - Batch: 500-41040

Method: 8260B
Preparation: 5030B

LCS Lab Sample ID: LCS 500-41040/13
Client Matrix: Water
Dilution: 1.0
Date Analyzed: 06/24/2008 1102
Date Prepared: 06/24/2008 1102

Analysis Batch: 500-41040
Prep Batch: N/A
Units: ug/L

Instrument ID: Agilent 6890N GC - 5973N
Lab File ID: 2S0624.D
Initial Weight/Volume: 10 mL
Final Weight/Volume: 10 mL

LCSD Lab Sample ID: LCSD 500-41040/14
Client Matrix: Water
Dilution: 1.0
Date Analyzed: 06/24/2008 2034
Date Prepared: 06/24/2008 2034

Analysis Batch: 500-41040
Prep Batch: N/A
Units: ug/L

Instrument ID: Agilent 6890N GC - 5973
Lab File ID: 2T0624.D
Initial Weight/Volume: 10 mL
Final Weight/Volume: 10 mL

Analyte	% Rec. LCS	% Rec. LCSD	Limit	RPD	RPD Limit	LCS Qual	LCSD Qual
Acetone	108	109	10 - 175	0	20		
Benzene	84	90	74 - 120	7	20		
Bromodichloromethane	92	105	79 - 134	13	20		
Bromoform	92	102	58 - 122	10	20		
Bromomethane	105	107	56 - 157	2	20		
Methyl Ethyl Ketone	77	97	28 - 160	23	20		*
Carbon disulfide	93	97	38 - 135	4	20		
Carbon tetrachloride	90	96	61 - 128	7	20		
Chlorobenzene	88	92	78 - 120	5	20		
Chloroethane	109	105	56 - 140	4	20		
Chloroform	84	98	70 - 120	15	20		
Chloromethane	91	86	38 - 148	6	20		
cis-1,2-Dichloroethene	84	91	76 - 124	8	20		
cis-1,3-Dichloropropene	83	90	64 - 120	7	20		
Dibromochloromethane	95	104	78 - 126	9	20		
Dichlorodifluoromethane	116	102	20 - 171	13	20		
1,1-Dichloroethane	81	91	69 - 120	12	20		
1,2-Dichloroethane	87	96	71 - 120	10	20		
1,1-Dichloroethene	82	85	55 - 121	4	20		
1,2-Dichloropropane	91	95	75 - 120	4	20		
Ethylbenzene	91	94	79 - 120	3	20		
2-Hexanone	94	90	39 - 158	4	20		
Methylene Chloride	82	91	65 - 126	10	20		
methyl isobutyl ketone	88	96	38 - 172	9	20		
Methyl tert-butyl ether	80	82	61 - 122	2	20		
Styrene	95	99	80 - 121	5	20		
1,1,2,2-Tetrachloroethane	87	90	71 - 120	3	20		
Tetrachloroethene	90	95	65 - 120	5	20		
Toluene	87	93	78 - 120	6	20		
trans-1,2-Dichloroethene	84	90	69 - 120	6	20		
trans-1,3-Dichloropropene	88	94	65 - 120	6	20		
1,1,1-Trichloroethane	86	97	68 - 125	12	20		

Calculations are performed before rounding to avoid round-off errors in calculated results.

Client: Ecology and Environment, Inc.

Job Number: 500-12172-1

Lab Control Spike/
Lab Control Spike Duplicate Recovery Report - Batch: 500-41040

Method: 8260B
Preparation: 5030B

LCS Lab Sample ID: LCS 500-41040/13
Client Matrix: Water
Dilution: 1.0
Date Analyzed: 06/24/2008 1102
Date Prepared: 06/24/2008 1102

Analysis Batch: 500-41040
Prep Batch: N/A
Units: ug/L

Instrument ID: Agilent 6890N GC - 5973N
Lab File ID: 2S0624.D
Initial Weight/Volume: 10 mL
Final Weight/Volume: 10 mL

LCSD Lab Sample ID: LCSD 500-41040/14
Client Matrix: Water
Dilution: 1.0
Date Analyzed: 06/24/2008 2034
Date Prepared: 06/24/2008 2034

Analysis Batch: 500-41040
Prep Batch: N/A
Units: ug/L

Instrument ID: Agilent 6890N GC - 5973
Lab File ID: 2T0624.D
Initial Weight/Volume: 10 mL
Final Weight/Volume: 10 mL

Analyte	% Rec. LCS	% Rec. LCSD	Limit	RPD	RPD Limit	LCS Qual	LCSD Qual
1,1,2-Trichloroethane	88	101	74 - 123	14	20		
Trichloroethene	90	101	69 - 120	12	20		
Vinyl chloride	119	110	49 - 140	8	20		
Xylenes, Total	90	94	78 - 120	5	20		

Surrogate	LCS % Rec	LCSD % Rec	Acceptance Limits
4-Bromofluorobenzene (Surr)	100	98	75 - 120
Dibromofluoromethane	95	103	75 - 120
1,2-Dichloroethane-d4 (Surr)	98	101	70 - 125
Toluene-d8 (Surr)	95	97	75 - 120

Calculations are performed before rounding to avoid round-off errors in calculated results.

Client: Ecology and Environment, Inc.

Job Number: 500-12172-1

Method Blank - Batch: 500-40896

Method: 8270C
Preparation: 3510C

Lab Sample ID: MB 500-40896/1-A
Client Matrix: Water
Dilution: 1.0
Date Analyzed: 06/24/2008 1704
Date Prepared: 06/24/2008 0654

Analysis Batch: 500-41024
Prep Batch: 500-40896
Units: ug/L

Instrument ID: Agilent 6890N GC - 5973N
Lab File ID: 40896M.D
Initial Weight/Volume: 1000 mL
Final Weight/Volume: 1.0 mL
Injection Volume: 1.0 uL

Analyte	Result	Qual	MDL	RL
2-Chloronaphthalene	<2.0		0.17	2.0
2-Chlorophenol	<5.0		0.21	5.0
4-Bromophenyl phenyl ether	<5.0		0.16	5.0
4-Chloro-3-methylphenol	<10		2.4	10
4-Chloroaniline	<10		0.78	10
4-Chlorophenyl phenyl ether	<5.0		0.24	5.0
Acenaphthene	<1.0		0.058	1.0
3,3'-Dichlorobenzidine	<5.0		0.25	5.0
Acenaphthylene	<1.0		0.058	1.0
2,4-Dichlorophenol	<10		3.2	10
Anthracene	<1.0		0.068	1.0
Benzo[a]anthracene	<0.13		0.066	0.13
2,4-Dimethylphenol	<10		1.1	10
Benzo[a]pyrene	<0.20		0.044	0.20
Benzo[b]fluoranthene	<0.18		0.042	0.18
Benzo[g,h,i]perylene	<1.0		0.11	1.0
4,6-Dinitro-2-methylphenol	<20		1.8	20
Benzo[k]fluoranthene	<0.17		0.079	0.17
2,4-Dinitrophenol	<20		3.1	20
Bis(2-chloroethoxy)methane	<2.0		0.14	2.0
2,4-Dinitrotoluene	<1.0		0.45	1.0
Bis(2-chloroethyl)ether	<2.0		0.24	2.0
2,6-Dinitrotoluene	<0.50		0.12	0.50
Bis(2-ethylhexyl) phthalate	<10		1.9	10
Butyl benzyl phthalate	<2.0		0.20	2.0
Carbazole	<5.0		0.82	5.0
Chrysene	<0.50		0.068	0.50
Dibenz(a,h)anthracene	<0.30		0.057	0.30
Dibenzofuran	<2.0		0.24	2.0
Diethyl phthalate	<2.0		0.20	2.0
Dimethyl phthalate	<2.0		0.13	2.0
Di-n-butyl phthalate	<5.0		0.64	5.0
Di-n-octyl phthalate	<10		1.7	10
1,3-Dichlorobenzene	<2.0		0.21	2.0
Fluoranthene	<1.0		0.068	1.0
2-Methylnaphthalene	<0.50		0.16	0.50
Fluorene	<1.0		0.057	1.0
2-Methylphenol	<2.0		0.43	2.0
Hexachlorobenzene	<0.50		0.066	0.50
Hexachlorobutadiene	<5.0		0.25	5.0
2-Nitroaniline	<5.0		0.55	5.0

Calculations are performed before rounding to avoid round-off errors in calculated results.

Client: Ecology and Environment, Inc.

Job Number: 500-12172-1

Method Blank - Batch: 500-40896

Method: 8270C
Preparation: 3510C

Lab Sample ID: MB 500-40896/1-A
Client Matrix: Water
Dilution: 1.0
Date Analyzed: 06/24/2008 1704
Date Prepared: 06/24/2008 0654

Analysis Batch: 500-41024
Prep Batch: 500-40896
Units: ug/L

Instrument ID: Agilent 6890N GC - 5973N
Lab File ID: 40896M.D
Initial Weight/Volume: 1000 mL
Final Weight/Volume: 1.0 mL
Injection Volume: 1.0 uL

Analyte	Result	Qual	MDL	RL
Hexachlorocyclopentadiene	<20		4.4	20
3-Nitroaniline	<10		1.0	10
Hexachloroethane	<5.0		0.25	5.0
4-Nitroaniline	<10		2.3	10
Indeno[1,2,3-cd]pyrene	<0.20		0.072	0.20
Isophorone	<2.0		0.58	2.0
Naphthalene	<1.0		0.10	1.0
2-Nitrophenol	<10		0.64	10
Nitrobenzene	<1.0		0.30	1.0
1,4-Dichlorobenzene	<2.0		0.20	2.0
4-Nitrophenol	<20		2.4	20
2,2'-oxybis[1-chloropropane]	<2.0		0.20	2.0
N-Nitrosodi-n-propylamine	<0.50		0.15	0.50
N-Nitrosodiphenylamine	<1.0		0.20	1.0
Pentachlorophenol	<20		2.1	20
Phenanthrene	<1.0		0.071	1.0
Phenol	<5.0		1.3	5.0
Pyrene	<1.0		0.071	1.0
1,2-Dichlorobenzene	<2.0		0.20	2.0
2,4,5-Trichlorophenol	<10		2.6	10
1,2,4-Trichlorobenzene	<2.0		0.24	2.0
2,4,6-Trichlorophenol	<5.0		0.67	5.0
3 & 4 Methylphenol	<2.0		0.19	2.0

Surrogate	% Rec	Acceptance Limits
2-Fluorobiphenyl	58	37 - 120
2-Fluorophenol	34	20 - 110
Nitrobenzene-d5	51	36 - 120
Phenol-d5	23	20 - 110
2,4,6-Tribromophenol	64	37 - 134
Terphenyl-d14	63	24 - 134

Calculations are performed before rounding to avoid round-off errors in calculated results.

Client: Ecology and Environment, Inc.

Job Number: 500-12172-1

Lab Control Spike/
Lab Control Spike Duplicate Recovery Report - Batch: 500-40896

Method: 8270C
Preparation: 3510C

LCS Lab Sample ID: LCS 500-40896/2-A
Client Matrix: Water
Dilution: 1.0
Date Analyzed: 06/24/2008 1917
Date Prepared: 06/24/2008 0654

Analysis Batch: 500-41024
Prep Batch: 500-40896
Units: ug/L

Instrument ID: Agilent 6890N GC - 5973N
Lab File ID: 40896BS.D
Initial Weight/Volume: 1000 mL
Final Weight/Volume: 1.0 mL
Injection Volume: 1.0 uL

LCSD Lab Sample ID: LCSD 500-40896/3-A
Client Matrix: Water
Dilution: 1.0
Date Analyzed: 06/24/2008 1940
Date Prepared: 06/24/2008 0654

Analysis Batch: 500-41024
Prep Batch: 500-40896
Units: ug/L

Instrument ID: Agilent 6890N GC - 5973I
Lab File ID: 40896BD.D
Initial Weight/Volume: 1000 mL
Final Weight/Volume: 1.0 mL
Injection Volume: 1.0 uL

Analyte	% Rec. LCS	% Rec. LCSD	Limit	RPD	RPD Limit	LCS Qual	LCSD Qual
2-Chloronaphthalene	81	81	56 - 110	1	20		
2-Chlorophenol	82	80	52 - 110	2	20		
4-Bromophenyl phenyl ether	89	87	62 - 111	2	20		
4-Chloro-3-methylphenol	82	86	52 - 110	4	20		
4-Chloroaniline	100	104	40 - 128	4	20		
4-Chlorophenyl phenyl ether	84	84	59 - 110	0	20		
Acenaphthene	80	81	54 - 110	1	20		
3,3'-Dichlorobenzidine	92	89	46 - 139	3	20		
Acenaphthylene	82	83	54 - 110	2	20		
2,4-Dichlorophenol	84	84	57 - 110	1	20		
Anthracene	83	84	58 - 110	1	20		
Benzo[a]anthracene	89	89	61 - 120	0	20		
2,4-Dimethylphenol	83	85	10 - 128	2	20		
Benzo[a]pyrene	80	80	55 - 114	1	20		
Benzo[b]fluoranthene	81	77	53 - 111	6	20		
Benzo[g,h,i]perylene	75	74	55 - 123	1	20		
4,6-Dinitro-2-methylphenol	81	83	51 - 113	3	20		
Benzo[k]fluoranthene	66	70	52 - 114	5	20		
2,4-Dinitrophenol	79	85	27 - 138	7	20		
Bis(2-chloroethoxy)methane	80	79	57 - 110	1	20		
2,4-Dinitrotoluene	82	86	62 - 119	4	20		
Bis(2-chloroethyl)ether	80	76	46 - 110	5	20		
2,6-Dinitrotoluene	91	92	65 - 111	1	20		
Bis(2-ethylhexyl) phthalate	89	86	56 - 124	3	20		
Butyl benzyl phthalate	76	81	59 - 126	7	20		
Carbazole	85	90	58 - 110	6	20		
Chrysene	94	95	59 - 122	2	20		
Dibenz(a,h)anthracene	77	75	57 - 110	3	20		
Dibenzofuran	83	84	56 - 110	1	20		
Diethyl phthalate	83	85	58 - 110	2	20		
Dimethyl phthalate	86	89	61 - 110	3	20		
Di-n-butyl phthalate	89	94	60 - 112	5	20		

Calculations are performed before rounding to avoid round-off errors in calculated results.

Client: Ecology and Environment, Inc.

Job Number: 500-12172-1

Lab Control Spike/
Lab Control Spike Duplicate Recovery Report - Batch: 500-40896

Method: 8270C
Preparation: 3510C

LCS Lab Sample ID: LCS 500-40896/2-A
Client Matrix: Water
Dilution: 1.0
Date Analyzed: 06/24/2008 1917
Date Prepared: 06/24/2008 0654

Analysis Batch: 500-41024
Prep Batch: 500-40896
Units: ug/L

Instrument ID: Agilent 6890N GC - 5973N
Lab File ID: 40896BS.D
Initial Weight/Volume: 1000 mL
Final Weight/Volume: 1.0 mL
Injection Volume: 1.0 uL

LCSD Lab Sample ID: LCSD 500-40896/3-A
Client Matrix: Water
Dilution: 1.0
Date Analyzed: 06/24/2008 1940
Date Prepared: 06/24/2008 0654

Analysis Batch: 500-41024
Prep Batch: 500-40896
Units: ug/L

Instrument ID: Agilent 6890N GC - 5973
Lab File ID: 40896BD.D
Initial Weight/Volume: 1000 mL
Final Weight/Volume: 1.0 mL
Injection Volume: 1.0 uL

Analyte	% Rec. LCS	% Rec. LCSD	Limit	RPD	RPD Limit	LCS Qual	LCSD Qual
Di-n-octyl phthalate	77	77	52 - 118	0	20		
1,3-Dichlorobenzene	69	66	38 - 110	3	20		
Fluoranthene	82	89	58 - 110	8	20		
2-Methylnaphthalene	75	76	50 - 110	1	20		
Fluorene	77	77	55 - 110	1	20		
2-Methylphenol	71	69	28 - 110	4	20		
Hexachlorobenzene	85	83	61 - 115	2	20		
Hexachlorobutadiene	71	70	40 - 114	1	20		
2-Nitroaniline	85	85	50 - 110	0	20		
Hexachlorocyclopentadiene	76	76	28 - 110	1	20		
3-Nitroaniline	95	100	59 - 123	5	20		
Hexachloroethane	65	64	35 - 110	1	20		
4-Nitroaniline	84	94	50 - 118	11	20		
Indeno[1,2,3-cd]pyrene	77	75	55 - 110	2	20		
Isophorone	74	74	49 - 110	1	20		
Naphthalene	71	72	47 - 110	1	20		
2-Nitrophenol	82	82	56 - 111	1	20		
Nitrobenzene	79	78	55 - 110	2	20		
1,4-Dichlorobenzene	69	68	38 - 110	2	20		
4-Nitrophenol	43	45	20 - 110	6	20		
2,2'-oxybis[1-chloropropane]	70	69	35 - 110	2	20		
N-Nitrosodi-n-propylamine	75	73	48 - 110	3	20		
N-Nitrosodiphenylamine	84	83	54 - 110	2	20		
Pentachlorophenol	85	87	38 - 115	2	20		
Phenanthrene	82	81	58 - 110	2	20		
Phenol	51	46	20 - 110	8	20		
Pyrene	84	80	58 - 131	5	20		
1,2-Dichlorobenzene	73	71	41 - 110	4	20		
2,4,5-Trichlorophenol	90	88	58 - 111	2	20		
1,2,4-Trichlorobenzene	72	72	45 - 110	0	20		
2,4,6-Trichlorophenol	87	88	58 - 110	1	20		
3 & 4 Methylphenol	71	68	28 - 110	3	20		

Calculations are performed before rounding to avoid round-off errors in calculated results.

Client: Ecology and Environment, Inc.

Job Number: 500-12172-1

Lab Control Spike/
Lab Control Spike Duplicate Recovery Report - Batch: 500-40896

Method: 8270C
Preparation: 3510C

LCS Lab Sample ID: LCS 500-40896/2-A
Client Matrix: Water
Dilution: 1.0
Date Analyzed: 06/24/2008 1917
Date Prepared: 06/24/2008 0654

Analysis Batch: 500-41024
Prep Batch: 500-40896
Units: ug/L

Instrument ID: Agilent 6890N GC - 5973N
Lab File ID: 40896BS.D
Initial Weight/Volume: 1000 mL
Final Weight/Volume: 1.0 mL
Injection Volume: 1.0 uL

LCSD Lab Sample ID: LCSD 500-40896/3-A
Client Matrix: Water
Dilution: 1.0
Date Analyzed: 06/24/2008 1940
Date Prepared: 06/24/2008 0654

Analysis Batch: 500-41024
Prep Batch: 500-40896
Units: ug/L

Instrument ID: Agilent 6890N GC - 5973
Lab File ID: 40896BD.D
Initial Weight/Volume: 1000 mL
Final Weight/Volume: 1.0 mL
Injection Volume: 1.0 uL

Analyte	% Rec. LCS	% Rec. LCSD	Limit	RPD	RPD Limit	LCS Qual	LCSD Qual

Surrogate	LCS % Rec	LCSD % Rec	Acceptance Limits
2-Fluorobiphenyl	88	87	37 - 120
2-Fluorophenol	60	56	20 - 110
Nitrobenzene-d5	82	80	36 - 120
Phenol-d5	46	42	20 - 110
2,4,6-Tribromophenol	94	96	37 - 134
Terphenyl-d14	98	97	24 - 134

Calculations are performed before rounding to avoid round-off errors in calculated results.

Client: Ecology and Environment, Inc.

Job Number: 500-12172-1

Method Blank - Batch: 500-40907

Method: 8270C
Preparation: 3541

Lab Sample ID: MB 500-40907/1-A
Client Matrix: Solid
Dilution: 1.0
Date Analyzed: 06/25/2008 1355
Date Prepared: 06/24/2008 0747

Analysis Batch: 500-41088
Prep Batch: 500-40907
Units: ug/Kg

Instrument ID: Agilent 6890N GC - 5973N
Lab File ID: 40907M.D
Initial Weight/Volume: 15.000 g
Final Weight/Volume: 0.5 mL
Injection Volume: 1.0 uL

Analyte	Result	Qual	MDL	RL
2-Chloronaphthalene	<170		15	170
2-Chlorophenol	<170		29	170
4-Bromophenyl phenyl ether	<170		13	170
4-Chloro-3-methylphenol	<330		81	330
4-Chloroaniline	<670		130	670
4-Chlorophenyl phenyl ether	<170		14	170
Acenaphthene	<33		4.2	33
3,3'-Dichlorobenzidine	<170		49	170
Acenaphthylene	<33		3.5	33
2,4-Dichlorophenol	<330		36	330
Anthracene	<33		3.9	33
Benzo[a]anthracene	<33		4.2	33
2,4-Dimethylphenol	<330		61	330
Benzo[a]pyrene	<33		3.1	33
Benzo[b]fluoranthene	<33		7.3	33
Benzo[g,h,i]perylene	<33		5.7	33
4,6-Dinitro-2-methylphenol	<330		40	330
Benzo[k]fluoranthene	<33		7.1	33
2,4-Dinitrophenol	<670		180	670
Bis(2-chloroethoxy)methane	<170		21	170
2,4-Dinitrotoluene	<170		18	170
Bis(2-chloroethyl)ether	<170		22	170
2,6-Dinitrotoluene	<170		18	170
Bis(2-ethylhexyl) phthalate	<170		28	170
Butyl benzyl phthalate	<170		15	170
Carbazole	<170		13	170
Chrysene	<33		5.2	33
Dibenz(a,h)anthracene	<33		4.1	33
Dibenzofuran	<170		12	170
Diethyl phthalate	<170		17	170
Dimethyl phthalate	<170		13	170
Di-n-butyl phthalate	<170		13	170
Di-n-octyl phthalate	<170		15	170
1,3-Dichlorobenzene	<170		17	170
Fluoranthene	<33		4.3	33
2-Methylnaphthalene	<170		19	170
Fluorene	<33		3.5	33
2-Methylphenol	<170		33	170
Hexachlorobenzene	<67		4.8	67
Hexachlorobutadiene	<170		19	170
2-Nitroaniline	<170		18	170

Calculations are performed before rounding to avoid round-off errors in calculated results.

Client: Ecology and Environment, Inc.

Job Number: 500-12172-1

Method Blank - Batch: 500-40907

Method: 8270C
Preparation: 3541

Lab Sample ID: MB 500-40907/1-A
Client Matrix: Solid
Dilution: 1.0
Date Analyzed: 06/25/2008 1355
Date Prepared: 06/24/2008 0747

Analysis Batch: 500-41088
Prep Batch: 500-40907
Units: ug/Kg

Instrument ID: Agilent 6890N GC - 5973N
Lab File ID: 40907M.D
Initial Weight/Volume: 15.000 g
Final Weight/Volume: 0.5 mL
Injection Volume: 1.0 uL

Analyte	Result	Qual	MDL	RL
Hexachlorocyclopentadiene	<670		110	670
3-Nitroaniline	<330		65	330
Hexachloroethane	<170		18	170
4-Nitroaniline	<330		71	330
Indeno[1,2,3-cd]pyrene	<33		4.3	33
Isophorone	<170		14	170
Naphthalene	<33		3.4	33
2-Nitrophenol	<330		40	330
Nitrobenzene	<33		6.1	33
1,4-Dichlorobenzene	<170		18	170
4-Nitrophenol	<670		58	670
2,2'-oxybis[1-chloropropane]	<170		17	170
N-Nitrosodi-n-propylamine	<170		23	170
N-Nitrosodiphenylamine	<170		9.9	170
Pentachlorophenol	<670		120	670
Phenanthrene	<33		2.9	33
Phenol	<170		29	170
Pyrene	<33		3.9	33
1,2-Dichlorobenzene	<170		17	170
2,4,5-Trichlorophenol	<330		47	330
1,2,4-Trichlorobenzene	<170		16	170
2,4,6-Trichlorophenol	<330		34	330
3 & 4 Methylphenol	<170		31	170

Surrogate	% Rec	Acceptance Limits
2-Fluorobiphenyl	90	33 - 114
2-Fluorophenol	93	25 - 111
Nitrobenzene-d5	97	21 - 116
Phenol-d5	99	31 - 110
2,4,6-Tribromophenol	112	32 - 138
Terphenyl-d14	94	48 - 146

Calculations are performed before rounding to avoid round-off errors in calculated results.

Client: Ecology and Environment, Inc.

Job Number: 500-12172-1

Lab Control Spike - Batch: 500-40907

Method: 8270C
Preparation: 3541

Lab Sample ID: LCS 500-40907/2-A
Client Matrix: Solid
Dilution: 1.0
Date Analyzed: 06/25/2008 1416
Date Prepared: 06/24/2008 0747

Analysis Batch: 500-41088
Prep Batch: 500-40907
Units: ug/Kg

Instrument ID: Agilent 6890N GC - 5973N
Lab File ID: 40907BS.D
Initial Weight/Volume: 15.000 g
Final Weight/Volume: 0.5 mL
Injection Volume: 1.0 uL

Analyte	Spike Amount	Result	% Rec.	Limit	Qual
2-Chloronaphthalene	1670	1460	88	44 - 116	
2-Chlorophenol	1670	1420	85	61 - 110	
4-Bromophenyl phenyl ether	1670	1360	82	64 - 112	
4-Chloro-3-methylphenol	1670	1390	84	60 - 110	
4-Chloroaniline	1670	1390	84	27 - 110	
4-Chlorophenyl phenyl ether	1670	1480	89	63 - 110	
Acenaphthene	1670	1370	82	60 - 110	
3,3'-Dichlorobenzidine	1670	1350	81	33 - 110	
Acenaphthylene	1670	1460	88	61 - 110	
2,4-Dichlorophenol	1670	1460	88	63 - 110	
Anthracene	1670	1350	81	62 - 110	
Benzo[a]anthracene	1670	1360	81	60 - 117	
2,4-Dimethylphenol	1670	1460	88	53 - 110	
Benzo[a]pyrene	1670	1280	77	61 - 111	
Benzo[b]fluoranthene	1670	1180	71	56 - 118	
Benzo[g,h,i]perylene	1670	1210	73	61 - 113	
4,6-Dinitro-2-methylphenol	1670	785	47	20 - 112	
Benzo[k]fluoranthene	1670	1360	82	51 - 114	
2,4-Dinitrophenol	1670	550	33	10 - 121	J
Bis(2-chloroethoxy)methane	1670	1440	86	62 - 110	
2,4-Dinitrotoluene	1670	1480	89	66 - 117	
Bis(2-chloroethyl)ether	1670	1270	76	51 - 110	
2,6-Dinitrotoluene	1670	1530	92	67 - 112	
Bis(2-ethylhexyl) phthalate	1670	1590	96	57 - 120	
Butyl benzyl phthalate	1670	1410	85	59 - 117	
Carbazole	1670	1420	85	63 - 110	
Chrysene	1670	1480	89	56 - 117	
Dibenz(a,h)anthracene	1670	1190	71	37 - 124	
Dibenzofuran	1670	1480	89	63 - 110	
Diethyl phthalate	1670	1490	89	64 - 110	
Dimethyl phthalate	1670	1430	86	64 - 110	
Di-n-butyl phthalate	1670	1500	90	64 - 112	
Di-n-octyl phthalate	1670	1300	78	56 - 116	
1,3-Dichlorobenzene	1670	1250	75	54 - 110	
Fluoranthene	1670	1370	82	62 - 110	
2-Methylnaphthalene	1670	1410	85	34 - 122	
Fluorene	1670	1420	85	63 - 110	
2-Methylphenol	1670	1390	83	58 - 110	
Hexachlorobenzene	1670	1410	84	61 - 118	
Hexachlorobutadiene	1670	1460	88	54 - 116	
2-Nitroaniline	1670	1530	92	58 - 111	

Calculations are performed before rounding to avoid round-off errors in calculated results.

Client: Ecology and Environment, Inc.

Job Number: 500-12172-1

Lab Control Spike - Batch: 500-40907

Method: 8270C
Preparation: 3541

Lab Sample ID: LCS 500-40907/2-A
Client Matrix: Solid
Dilution: 1.0
Date Analyzed: 06/25/2008 1416
Date Prepared: 06/24/2008 0747

Analysis Batch: 500-41088
Prep Batch: 500-40907
Units: ug/Kg

Instrument ID: Agilent 6890N GC - 5973N
Lab File ID: 40907BS.D
Initial Weight/Volume: 15.000 g
Final Weight/Volume: 0.5 mL
Injection Volume: 1.0 uL

Analyte	Spike Amount	Result	% Rec.	Limit	Qual
Hexachlorocyclopentadiene	1670	1400	84	20 - 110	
3-Nitroaniline	1670	1490	90	39 - 112	
Hexachloroethane	1670	1380	83	53 - 110	
4-Nitroaniline	1670	1500	90	49 - 119	
Indeno[1,2,3-cd]pyrene	1670	1190	71	58 - 110	
Isophorone	1670	1290	77	52 - 110	
Naphthalene	1670	1330	80	57 - 110	
2-Nitrophenol	1670	1370	82	60 - 110	
Nitrobenzene	1670	1490	90	57 - 110	
1,4-Dichlorobenzene	1670	1270	76	55 - 110	
4-Nitrophenol	1670	1620	97	30 - 130	
2,2'-oxybis[1-chloropropane]	1670	1480	89	38 - 110	
N-Nitrosodi-n-propylamine	1670	1500	90	54 - 110	
N-Nitrosodiphenylamine	1670	1340	80	63 - 110	
Pentachlorophenol	1670	1330	80	26 - 114	
Phenanthrene	1670	1430	86	63 - 110	
Phenol	1670	1340	80	50 - 110	
Pyrene	1670	1420	85	56 - 121	
1,2-Dichlorobenzene	1670	1330	80	56 - 110	
2,4,5-Trichlorophenol	1670	1690	102	63 - 116	
1,2,4-Trichlorobenzene	1670	1370	82	58 - 110	
2,4,6-Trichlorophenol	1670	1430	86	62 - 117	
3 & 4 Methylphenol	1670	1490	89	57 - 110	

Surrogate	% Rec	Acceptance Limits
2-Fluorobiphenyl	85	33 - 114
2-Fluorophenol	84	25 - 111
Nitrobenzene-d5	90	21 - 116
Phenol-d5	95	31 - 110
2,4,6-Tribromophenol	103	32 - 138
Terphenyl-d14	85	48 - 146

Calculations are performed before rounding to avoid round-off errors in calculated results.

Client: Ecology and Environment, Inc.

Job Number: 500-12172-1

Method Blank - Batch: 500-40944

Method: 6010B
Preparation: 3050B

Lab Sample ID: MB 500-40944/1-A
Client Matrix: Solid
Dilution: 1.0
Date Analyzed: 06/24/2008 1745
Date Prepared: 06/24/2008 1109

Analysis Batch: 500-41015
Prep Batch: 500-40944
Units: mg/Kg

Instrument ID: TJA ICAP 61E Trace Analy
Lab File ID: P40624B
Initial Weight/Volume: 1.0 g
Final Weight/Volume: 100 mL

Analyte	Result	Qual	MDL	RL
Antimony	<2.0		0.29	2.0
Arsenic	<1.0		0.29	1.0
Beryllium	<0.40		0.010	0.40
Cadmium	<0.20		0.033	0.20
Chromium	<1.0		0.087	1.0
Copper	<1.0		0.45	1.0
Lead	0.36	J	0.11	0.50
Nickel	<1.0		0.062	1.0
Selenium	<1.0		0.38	1.0
Silver	<0.50		0.10	0.50
Thallium	<1.0		0.33	1.0
Zinc	0.64	J	0.18	2.0
Barium	0.11	J	0.032	1.0

Lab Control Spike - Batch: 500-40944

Method: 6010B
Preparation: 3050B

Lab Sample ID: LCS 500-40944/2-A
Client Matrix: Solid
Dilution: 1.0
Date Analyzed: 06/24/2008 1752
Date Prepared: 06/24/2008 1109

Analysis Batch: 500-41015
Prep Batch: 500-40944
Units: mg/Kg

Instrument ID: TJA ICAP 61E Trace Analy
Lab File ID: P40624B
Initial Weight/Volume: 1.0 g
Final Weight/Volume: 100 mL

Analyte	Spike Amount	Result	% Rec.	Limit	Qual
Antimony	50.0	44.4	89	80 - 120	
Arsenic	10.0	9.39	94	80 - 120	
Beryllium	5.00	4.77	95	80 - 120	
Cadmium	5.00	4.85	97	80 - 120	
Chromium	20.0	19.5	97	80 - 120	
Copper	25.0	24.0	96	80 - 120	
Lead	10.0	9.86	99	80 - 120	
Nickel	50.0	48.1	96	80 - 120	
Selenium	10.0	9.25	93	80 - 120	
Silver	5.00	4.94	99	80 - 120	
Thallium	10.0	9.86	99	80 - 120	
Zinc	50.0	49.1	98	80 - 120	
Barium	200	192	96	80 - 120	

Calculations are performed before rounding to avoid round-off errors in calculated results.

Client: Ecology and Environment, Inc.

Job Number: 500-12172-1

Matrix Spike/
Matrix Spike Duplicate Recovery Report - Batch: 500-40944

Method: 6010B
Preparation: 3050B

MS Lab Sample ID:	500-12172-4	Analysis Batch: 500-41015	Instrument ID: TJA ICAP 61E Trace
Client Matrix:	Solid	Prep Batch: 500-40944	Lab File ID: P40624B
Dilution:	1.0		Initial Weight/Volume: 2.0756 g
Date Analyzed:	06/24/2008 1827		Final Weight/Volume: 100 mL
Date Prepared:	06/24/2008 1109		

MSD Lab Sample ID:	500-12172-4	Analysis Batch: 500-41015	Instrument ID: TJA ICAP 61E Trace Analy
Client Matrix:	Solid	Prep Batch: 500-40944	Lab File ID: P40624B
Dilution:	1.0		Initial Weight/Volume: 2.0066 g
Date Analyzed:	06/24/2008 1834		Final Weight/Volume: 100 mL
Date Prepared:	06/24/2008 1109		

	% Rec.						
Analyte	MS	MSD	Limit	RPD	RPD Limit	MS Qual	MSD Qual
Antimony	25	18	75 - 125	28	20	F	F
Arsenic	77	85	75 - 125	6	20		
Beryllium	77	81	75 - 125	6	20		
Cadmium	73	76	75 - 125	7	20	F	
Chromium	112	105	75 - 125	1	20		
Copper	78	87	75 - 125	6	20		
Lead	80	84	75 - 125	2	20		
Nickel	76	83	75 - 125	5	20		
Selenium	64	65	75 - 125	6	20	F	F
Silver	85	88	75 - 125	7	20		
Thallium	64	71	75 - 125	13	20	F	F
Zinc	68	78	75 - 125	6	20	F	
Barium	91	90	75 - 125	1	20		

Calculations are performed before rounding to avoid round-off errors in calculated results.

Client: Ecology and Environment, Inc.

Job Number: 500-12172-1

Duplicate - Batch: 500-40944

Method: 6010B
Preparation: 3050B

Lab Sample ID: 500-12172-4
Client Matrix: Solid
Dilution: 1.0
Date Analyzed: 06/24/2008 1820
Date Prepared: 06/24/2008 1109

Analysis Batch: 500-41015
Prep Batch: 500-40944
Units: mg/Kg

Instrument ID: TJA ICAP 61E Trace Analy
Lab File ID: P40624B
Initial Weight/Volume: 2.0458 g
Final Weight/Volume: 100 mL

Analyte	Sample Result/Qual		Result	RPD	Limit	Qual
Antimony	<1.1		<1.2	NC	20	
Arsenic	5.3		5.75	8	20	
Beryllium	0.86		0.844	2	20	
Cadmium	<0.11		<0.12	NC	20	
Chromium	24		23.0	4	20	
Copper	19		17.7	5	20	
Lead	13		13.2	0	20	
Nickel	26		25.8	1	20	
Selenium	<0.56		<0.60	NC	20	
Silver	<0.28		<0.30	NC	20	
Thallium	0.23	J	0.292	22	20	J
Zinc	42		42.0	0	20	
Barium	130		132	2	20	

Calculations are performed before rounding to avoid round-off errors in calculated results.

Client: Ecology and Environment, Inc.

Job Number: 500-12172-1

Method Blank - Batch: 500-40948

Method: 6020
Preparation: 3005A
Total Recoverable

Lab Sample ID: MB 500-40948/1-A
Client Matrix: Water
Dilution: 1.0
Date Analyzed: 06/24/2008 1947
Date Prepared: 06/24/2008 1130

Analysis Batch: 500-41022
Prep Batch: 500-40948
Units: mg/L

Instrument ID: ThermoElectron ICP-MS
Lab File ID: N/A
Initial Weight/Volume: 50 mL
Final Weight/Volume: 50 mL

Analyte	Result	Qual	MDL	RL
Antimony	<0.0020		0.00046	0.0020
Arsenic	<0.0010		0.00016	0.0010
Barium	<0.0025		0.00052	0.0025
Cadmium	<0.00050		0.00012	0.00050
Chromium	<0.0050		0.00053	0.0050
Copper	<0.0020		0.00041	0.0020
Lead	<0.00050		0.000061	0.00050
Nickel	<0.0020	^	0.00032	0.0020
Selenium	<0.0025		0.00043	0.0025
Silver	<0.00050		0.000070	0.00050
Thallium	<0.0020		0.00065	0.0020
Zinc	0.0022	J	0.0021	0.020

Method Blank - Batch: 500-40948

Method: 6020
Preparation: 3005A
Total Recoverable

Lab Sample ID: MB 500-40948/1-A
Client Matrix: Water
Dilution: 1.0
Date Analyzed: 06/25/2008 1025
Date Prepared: 06/24/2008 1130

Analysis Batch: 500-41068
Prep Batch: 500-40948
Units: mg/L

Instrument ID: ThermoElectron ICP-MS
Lab File ID: N/A
Initial Weight/Volume: 50 mL
Final Weight/Volume: 50 mL

Analyte	Result	Qual	MDL	RL
Beryllium	<0.0010		0.00018	0.0010

Calculations are performed before rounding to avoid round-off errors in calculated results.

Client: Ecology and Environment, Inc.

Job Number: 500-12172-1

Lab Control Spike - Batch: 500-40948

Method: 6020
Preparation: 3005A
Total Recoverable

Lab Sample ID: LCS 500-40948/2-A
Client Matrix: Water
Dilution: 1.0
Date Analyzed: 06/24/2008 1951
Date Prepared: 06/24/2008 1130

Analysis Batch: 500-41022
Prep Batch: 500-40948
Units: mg/L

Instrument ID: ThermoElectron ICP-MS
Lab File ID: N/A
Initial Weight/Volume: 50 mL
Final Weight/Volume: 50 mL

Analyte	Spike Amount	Result	% Rec.	Limit	Qual
Antimony	0.500	0.512	102	80 - 120	
Arsenic	0.100	0.103	103	80 - 120	
Barium	0.500	0.515	103	80 - 120	
Cadmium	0.0500	0.0509	102	80 - 120	
Chromium	0.200	0.207	103	80 - 120	
Copper	0.250	0.250	100	80 - 120	
Lead	0.100	0.102	102	80 - 120	
Nickel	0.500	0.501	100	80 - 120	^
Selenium	0.100	0.104	104	80 - 120	
Silver	0.0500	0.0489	98	80 - 120	
Thallium	0.100	0.102	102	80 - 120	
Zinc	0.500	0.513	103	80 - 120	

Lab Control Spike - Batch: 500-40948

Method: 6020
Preparation: 3005A
Total Recoverable

Lab Sample ID: LCS 500-40948/2-A
Client Matrix: Water
Dilution: 1.0
Date Analyzed: 06/25/2008 1028
Date Prepared: 06/24/2008 1130

Analysis Batch: 500-41068
Prep Batch: 500-40948
Units: mg/L

Instrument ID: ThermoElectron ICP-MS
Lab File ID: N/A
Initial Weight/Volume: 50 mL
Final Weight/Volume: 50 mL

Analyte	Spike Amount	Result	% Rec.	Limit	Qual
Beryllium	0.0500	0.0483	97	80 - 120	

Calculations are performed before rounding to avoid round-off errors in calculated results.

Client: Ecology and Environment, Inc.

Job Number: 500-12172-1

Matrix Spike/
Matrix Spike Duplicate Recovery Report - Batch: 500-40948

Method: 6020
Preparation: 3005A
Total Recoverable

MS Lab Sample ID:	500-12172-2	Analysis Batch: 500-41022	Instrument ID: ThermoElectron ICP-MS
Client Matrix:	Water	Prep Batch: 500-40948	Lab File ID: N/A
Dilution:	1.0		Initial Weight/Volume: 50 mL
Date Analyzed:	06/24/2008 2010		Final Weight/Volume: 50 mL
Date Prepared:	06/24/2008 1130		

MSD Lab Sample ID:	500-12172-2	Analysis Batch: 500-41022	Instrument ID: ThermoElectron ICP-MS
Client Matrix:	Water	Prep Batch: 500-40948	Lab File ID: N/A
Dilution:	1.0		Initial Weight/Volume: 50 mL
Date Analyzed:	06/24/2008 2015		Final Weight/Volume: 50 mL
Date Prepared:	06/24/2008 1130		

	% Rec.						
Analyte	MS	MSD	Limit	RPD	RPD Limit	MS Qual	MSD Qual
Antimony	99	104	75 - 125	5	20		
Arsenic	100	99	75 - 125	1	20		
Barium	100	104	75 - 125	4	20		
Cadmium	97	101	75 - 125	3	20		
Chromium	99	102	75 - 125	3	20		
Copper	92	94	75 - 125	2	20		
Lead	103	105	75 - 125	2	20		
Nickel	93	95	75 - 125	2	20	^	^
Selenium	95	97	75 - 125	2	20		
Silver	96	97	75 - 125	1	20		
Thallium	103	105	75 - 125	2	20		
Zinc	94	95	75 - 125	1	20		

Calculations are performed before rounding to avoid round-off errors in calculated results.

Client: Ecology and Environment, Inc.

Job Number: 500-12172-1

Matrix Spike/
Matrix Spike Duplicate Recovery Report - Batch: 500-40948

Method: 6020
Preparation: 3005A
Total Recoverable

MS Lab Sample ID:	500-12172-2	Analysis Batch: 500-41068	Instrument ID: ThermoElectron ICP-MS
Client Matrix:	Water	Prep Batch: 500-40948	Lab File ID: N/A
Dilution:	1.0		Initial Weight/Volume: 50 mL
Date Analyzed:	06/25/2008 1041		Final Weight/Volume: 50 mL
Date Prepared:	06/24/2008 1130		

MSD Lab Sample ID:	500-12172-2	Analysis Batch: 500-41068	Instrument ID: ThermoElectron ICP-MS
Client Matrix:	Water	Prep Batch: 500-40948	Lab File ID: N/A
Dilution:	1.0		Initial Weight/Volume: 50 mL
Date Analyzed:	06/25/2008 1044		Final Weight/Volume: 50 mL
Date Prepared:	06/24/2008 1130		

	% Rec.						
Analyte	MS	MSD	Limit	RPD	RPD Limit	MS Qual	MSD Qual
Beryllium	87	96	75 - 125	9	20		

Calculations are performed before rounding to avoid round-off errors in calculated results.

Client: Ecology and Environment, Inc.

Job Number: 500-12172-1

Duplicate - Batch: 500-40948

Method: 6020
Preparation: 3005A
Total Recoverable

Lab Sample ID: 500-12172-2
Client Matrix: Water
Dilution: 1.0
Date Analyzed: 06/24/2008 2005
Date Prepared: 06/24/2008 1130

Analysis Batch: 500-41022
Prep Batch: 500-40948
Units: mg/L

Instrument ID: ThermoElectron ICP-MS S
Lab File ID: N/A
Initial Weight/Volume: 50 mL
Final Weight/Volume: 50 mL

Analyte	Sample Result/Qual		Result	RPD	Limit	Qual
Antimony	<0.0020		<0.0020	NC	20	
Arsenic	0.0017		0.00138	19	20	
Barium	0.037		0.0364	2	20	
Cadmium	<0.00050		<0.00050	NC	20	
Chromium	<0.0050		<0.0050	NC	20	
Copper	<0.0020		<0.0020	NC	20	
Lead	0.00029	J	0.000965	109	20	F
Nickel	0.0040		0.00411	2	20	^
Selenium	<0.0025		<0.0025	NC	20	
Silver	<0.00050		<0.00050	NC	20	
Thallium	<0.0020		<0.0020	NC	20	
Zinc	0.025		0.0215	14	20	

Duplicate - Batch: 500-40948

Method: 6020
Preparation: 3005A
Total Recoverable

Lab Sample ID: 500-12172-2
Client Matrix: Water
Dilution: 1.0
Date Analyzed: 06/25/2008 1038
Date Prepared: 06/24/2008 1130

Analysis Batch: 500-41068
Prep Batch: 500-40948
Units: mg/L

Instrument ID: ThermoElectron ICP-MS S
Lab File ID: N/A
Initial Weight/Volume: 50 mL
Final Weight/Volume: 50 mL

Analyte	Sample Result/Qual	Result	RPD	Limit	Qual
Beryllium	<0.0010	<0.0010	NC	20	

Calculations are performed before rounding to avoid round-off errors in calculated results.

Client: Ecology and Environment, Inc.

Job Number: 500-12172-1

Method Blank - Batch: 500-41045

Method: 7470A
Preparation: 7470A

Lab Sample ID: MB 500-41045/1-A
Client Matrix: Water
Dilution: 1.0
Date Analyzed: 06/25/2008 1155
Date Prepared: 06/25/2008 0915

Analysis Batch: 500-41061
Prep Batch: 500-41045
Units: mg/L

Instrument ID: Leeman Labs PS200 Merc
Lab File ID: N/A
Initial Weight/Volume: 25 mL
Final Weight/Volume: 25 mL

Analyte	Result	Qual	MDL	RL
Mercury	<0.00020		0.000065	0.00020

Lab Control Spike - Batch: 500-41045

Method: 7470A
Preparation: 7470A

Lab Sample ID: LCS 500-41045/2-A
Client Matrix: Water
Dilution: 1.0
Date Analyzed: 06/25/2008 1157
Date Prepared: 06/25/2008 0915

Analysis Batch: 500-41061
Prep Batch: 500-41045
Units: mg/L

Instrument ID: Leeman Labs PS200 Merc
Lab File ID: N/A
Initial Weight/Volume: 25 mL
Final Weight/Volume: 25 mL

Analyte	Spike Amount	Result	% Rec.	Limit	Qual
Mercury	0.00200	0.00206	103	80 - 120	

Calculations are performed before rounding to avoid round-off errors in calculated results.

Client: Ecology and Environment, Inc.

Job Number: 500-12172-1

Method Blank - Batch: 500-41037

Method: 7471A
Preparation: 7471A

Lab Sample ID: MB 500-41037/1-A
Client Matrix: Solid
Dilution: 1.0
Date Analyzed: 06/25/2008 1127
Date Prepared: 06/25/2008 0930

Analysis Batch: 500-41060
Prep Batch: 500-41037
Units: mg/Kg

Instrument ID: Leeman Labs PS200 Merc
Lab File ID: N/A
Initial Weight/Volume: 0.60 g
Final Weight/Volume: 50 mL

Analyte	Result	Qual	MDL	RL
Mercury	<0.017		0.0067	0.017

Lab Control Spike - Batch: 500-41037

Method: 7471A
Preparation: 7471A

Lab Sample ID: LCS 500-41037/2-A
Client Matrix: Solid
Dilution: 1.0
Date Analyzed: 06/25/2008 1129
Date Prepared: 06/25/2008 0930

Analysis Batch: 500-41060
Prep Batch: 500-41037
Units: mg/Kg

Instrument ID: Leeman Labs PS200 Merc
Lab File ID: N/A
Initial Weight/Volume: 0.60 g
Final Weight/Volume: 50 mL

Analyte	Spike Amount	Result	% Rec.	Limit	Qual
Mercury	0.167	0.165	99	80 - 120	

Calculations are performed before rounding to avoid round-off errors in calculated results.

Client: Ecology and Environment, Inc.

Job Number: 500-12172-1

Duplicate - Batch: 500-41062

Method: 9045C
Preparation: N/A

Lab Sample ID: 500-12172-1
Client Matrix: Solid
Dilution: 1.0
Date Analyzed: 06/25/2008 1136
Date Prepared: N/A

Analysis Batch: 500-41062
Prep Batch: N/A
Units: SU

Instrument ID: No Equipment Assigned
Lab File ID: N/A
Initial Weight/Volume: 1.0 mL
Final Weight/Volume: 1.0 mL

Analyte	Sample Result/Qual	Result	RPD	Limit	Qual
pH	7.90	8.000	1		

Calculations are performed before rounding to avoid round-off errors in calculated results.

Client: Ecology and Environment, Inc.

Job Number: 500-12172-1

Duplicate - Batch: 500-41007

Method: PercentMoisture
Preparation: N/A

Lab Sample ID: 500-12172-1
Client Matrix: Solid
Dilution: 1.0
Date Analyzed: 06/25/2008 0016
Date Prepared: N/A

Analysis Batch: 500-41007
Prep Batch: N/A
Units: %

Instrument ID: No Equipment Assigned
Lab File ID: N/A
Initial Weight/Volume:
Final Weight/Volume:

Analyte	Sample Result/Qual	Result	RPD	Limit	Qual
Percent Moisture	20	20	1		
Percent Solids	80	80	0	20	

Calculations are performed before rounding to avoid round-off errors in calculated results.

TestAmerica
THE LEADER IN ENVIRONMENTAL TESTING

TestAmerica
2417 Bond Street
University Park, IL 60466
708.534.5200

TAL-4124-500 (1107)

Sampler ID _____

Temperature on Receipt 3.0

Drinking Water? Yes ☐ No ☐

Chain of Custody Record

500-12172

06/25/2008

Client	Project Manager	Date	Chain of Custody Number
Ecology & Environment inc	Dean Tibbert	6-23-08	
Address	**Telephone Number (Area Code)/Fax Number**	**Lab Number**	**Page 1 of 1**
33 W. Monroe St. Suite 550	312-578-9243 / 312 578 9345		

City	State	Zip Code	Site Contact	Lab Contact
Chicago	IL	60603	Dean Tibbert	Dick Wright

Project Name and Location (State): Harrisburg Harrisburg, IL

Carrier/Waybill Number: Fed Ex 8566 5917 0712

Contract/Purchase Order/Quote No.

Analysis (Attach list if more space is needed)

Special Instructions/ Conditions of Receipt

	Sample I.D. No. and Description (Containers for each sample may be combined on one line)	Date	Time	Matrix: Air	Aqueous	Sed.	Soil	Containers & Preservatives: Unpres.	H_2SO_4	HNO_3	HCl	NaOH	ZnAc/NaOH	VOCs	SVOC	PP metals + Ba	PP TAL Pesticides + PCBs	pH / % solids
1	E03HAB01 (2-4)	6-23-08	1045				✓	4						X	X	X	X	X
2	E03HAG01	6-23-08	1125		✓			2		1	3			X	X	X		
3	E03TB01	6-23-08	1135		✓						3			X				
4	E03HAB02 (0-2)	6-23-08	1315				✓	4						X	X	X	X	X
5	E03HAB03 (6-8)	6-23-08	1405				✓	4						X	X	X	X	X
6	E03HAB04 (2-4)	6-23-08	1505				✓	4						X	X	X	X	X
7	E03HAB05 (6-8)	6-23-08	1630				✓	4						X	X	X	X	X
8	E03HAB06 (4-6)	6-23-08	1750				✓	4						X	X	X	X	X

6-23-08

Possible Hazard Identification: ☐ Non-Hazard ☐ Flammable ☐ Skin Irritant ☐ Poison B ☑ Unknown

Sample Disposal: ☐ Return To Client ☑ Disposal By Lab ☐ Archive For _____ Months (A fee may be assessed if samples are retained longer than 1 month)

Turn Around Time Required: ☐ 24 Hours ☐ 48 Hours ☐ 7 Days ☐ 14 Days ☐ 21 Days ☑ Other 24 hour

QC Requirements (Specify)

		Date	Time			Date	Time
1. Relinquished By	E.E	6-23-08	1845	1. Received By		6/24/08	1030
2. Relinquished By				2. Received By			
3. Relinquished By				3. Received By			

Comments

DISTRIBUTION: WHITE - Returned to Client with Report; CANARY - Stays with the Sample; PINK - Field Copy

Login Sample Receipt Check List

Client: Ecology and Environment, Inc.

Job Number: 500-12172-1

Login Number: 12172
Creator: Lunt, Jeff T
List Number: 1

List Source: TestAmerica Chicago

Question	T / F/ NA	Comment
Radioactivity either was not measured or, if measured, is at or below background	True	
The cooler's custody seal, if present, is intact.	True	
The cooler or samples do not appear to have been compromised or tampered with.	True	
Samples were received on ice.	True	3.0
Cooler Temperature is acceptable.	True	
Cooler Temperature is recorded.	True	
COC is present.	True	
COC is filled out in ink and legible.	True	
COC is filled out with all pertinent information.	True	
There are no discrepancies between the sample IDs on the containers and the COC.	True	
Samples are received within Holding Time.	True	
Sample containers have legible labels.	True	
Containers are not broken or leaking.	True	
Sample collection date/times are provided.	True	
Appropriate sample containers are used.	True	
Sample bottles are completely filled.	True	
There is sufficient vol. for all requested analyses, incl. any requested MS/MSDs	True	
VOA sample vials do not have headspace or bubble is <6mm (1/4") in diameter.	True	
If necessary, staff have been informed of any short hold time or quick TAT needs	True	
Multiphasic samples are not present.	True	
Samples do not require splitting or compositing.	True	

F:\Chicago Cad\002014.graphics(IDOT)\W047/Fig 4-1.dwg

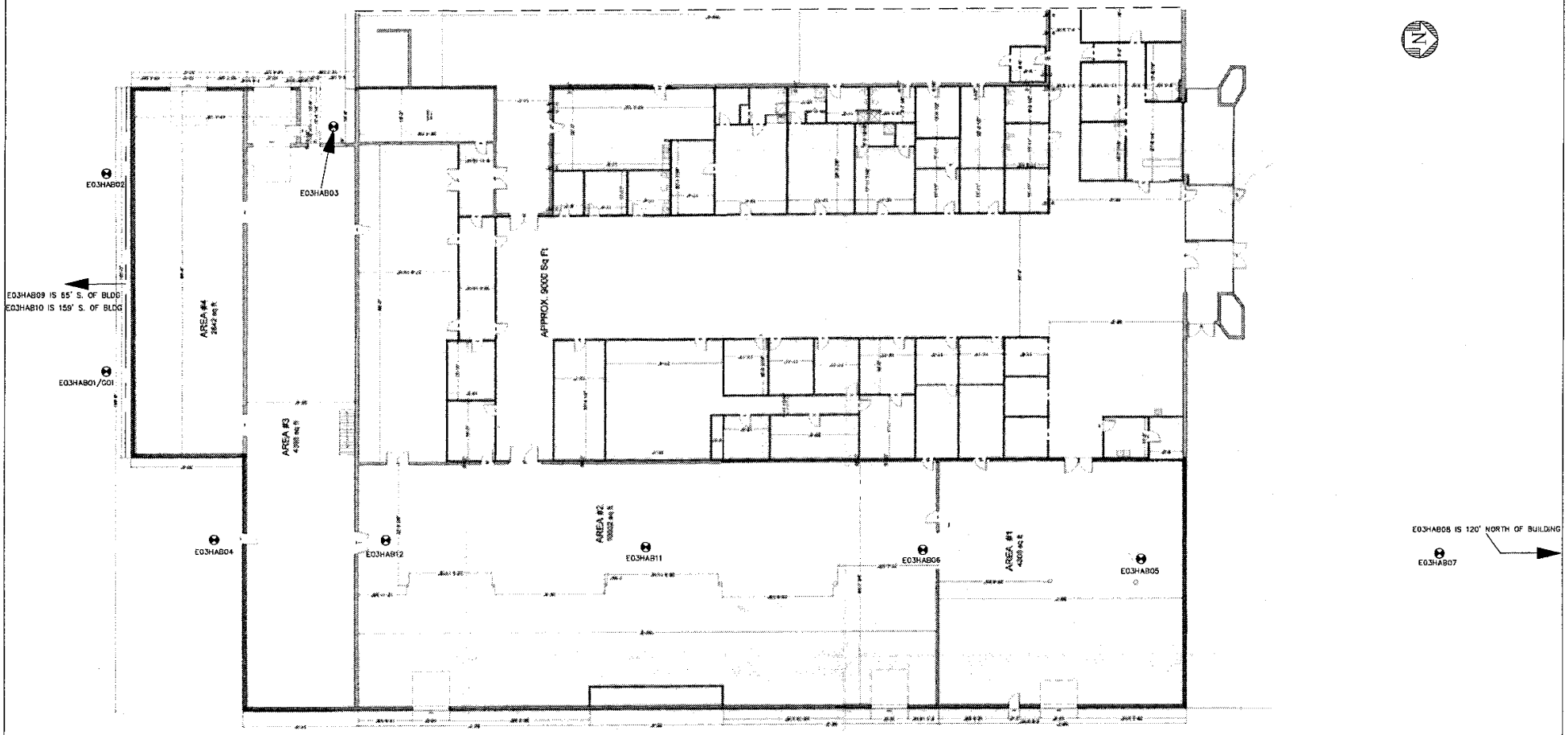

LEGEND:

⊕ – SOIL BORING LOCATION

ecology and environment, inc. International Specialists in the Environment			SITE INVESTIGATION SUMMARY 1) SOIL BORING LOCATIONS			
DESIGNED BY: V. GEE	CHECKED BY: D. TIEBOUT		IDOT PTB #: 146-42 E&E PROJECT #: 002692.LX03 WORK ORDER #: 03		SITE: 540 N. COMMERCIAL HARRISBURG, IL –	
DRAWN BY: V. GEE	APPROVED BY: D. TIEBOUT	PLOTTED: 6-18-08	SCALE 1"= 20'	DATE ISSUED 6/18/2008	C.A.D. FILE NO. Figure 4-3 dwg	DRAWING NO. FIGURE 1	REV.

ecology and environment

EMLab P&K

Report for:

Mr. Richard Wright
TestAmerica - University Park, IL
2417 Bond St.
University Park, IL, IL 60466

Regarding: Project: 002692.LX03; Harrisburg
EML ID: 436430

Approved by:

Lab Manager
Dr. Kamashwaran Ramanathan

Dates of Analysis:
Asbestos-EPA Method 600/R-93/116: 06-25-2008

Project SOPs: Asbestos-EPA Method 600/R-93/116 (100204)

This coversheet is included with your report in order to comply with AIHA and ISO accreditation requirements.

For clarity, we report the number of significant digits as calculated; but, due to the nature of this type of biological data, the number of significant digits that is used for interpretation should generally be one or two. All samples were received in acceptable condition unless noted in the Report Comments portion in the body of the report. Due to the nature of the analyses performed, field blank corrections of results is not a standard practice. The results relate only to the items tested.

EMLab P&K ("the Company") shall have no liability to the client or the client's customer with respect to decisions or recommendations made, actions taken or courses of conduct implemented by either the client or the client's customer as a result of or based upon the Test Results. In no event shall the Company be liable to the client with respect to the Test Results except for the Company's own willful misconduct or gross negligence nor shall the Company be liable for incidental or consequential damages or lost profits or revenues to the fullest extent such liability may be disclaimed by law, even if the Company has been advised of the possibility of such damages, lost profits or lost revenues. In no event shall the Company's liability with respect to the Test Results exceed the amount paid to the Company by the client therefor.

EMLab P&K
1150 Bayhill Drive, Suite 100, San Bruno, CA 94066
(650) 829-5800 Fax (650) 829-5852 www.emlab.com

Client: TestAmerica - University Park, IL
C/O: Mr. Richard Wright
Re: 002692.LX03; Harrisburg

Date of Sampling: 06-23-2008
Date of Receipt: 06-24-2008
Date of Report: 06-25-2008

ASBESTOS PLM REPORT: EPA METHOD 600/R-93-116

Total Samples Submitted:	13
Total Samples Analysed:	13
Total Samples with Layer Asbestos Content > 1%:	4

Location: E03A2MA2, Tan 12"x12" tile

Lab ID-Version‡: 1919586-1

Sample Layers	Asbestos Content
Tan Floor Tile	< 1% Chrysotile
Black Mastic	3% Chrysotile
Sample Composite Homogeneity:	Good

Location: E03A2MB2, Black mastic

Lab ID-Version‡: 1919588-1

Sample Layers	Asbestos Content
Black Mastic	3% Chrysotile
Sample Composite Homogeneity:	Good

Location: E03A3MB3, Black mastic

Lab ID-Version‡: 1919589-1

Sample Layers	Asbestos Content
Black Mastic	3% Chrysotile
Sample Composite Homogeneity:	Good

Location: E03A3MB4, Black mastic

Lab ID-Version‡: 1919590-1

Sample Layers	Asbestos Content
Black Mastic	3% Chrysotile
Sample Composite Homogeneity:	Good

Location: E03A2MC1, Drywall, joint, tape

Lab ID-Version‡: 1919591-1

Sample Layers	Asbestos Content
White Non-Fibrous Material	ND
Sample Composite Homogeneity:	Poor

The results relate only to the items tested. Interpretation is left to the company and/or persons who conducted the field work. The test report shall not be reproduced except in full, without written approval of the laboratory. The report must not be used by the client to claim product certification, approval, or endorsement by NVLAP, NIST, or any agency of the federal government.

All samples were received in acceptable condition unless otherwise noted. EMLab P&K reserves the right to dispose of all samples after a period of thirty (30) days, according to all state and federal guidelines, unless otherwise specified.

Inhomogenous samples are seperated into homogenous subsamples and analyzed individually. ND means no fibers were detected. When detected, the minimum detection and reporting limit is less than 1% unless point counting is performed.
‡ A "Version" greater than 1 indicates amended data.

EMLab P&K
1150 Bayhill Drive, Suite 100, San Bruno, CA 94066
(650) 829-5800 Fax (650) 829-5852 www.emlab.com

Client: TestAmerica - University Park, IL
C/O: Mr. Richard Wright
Re: 002692.LX03; Harrisburg

Date of Sampling: 06-23-2008
Date of Receipt: 06-24-2008
Date of Report: 06-25-2008

ASBESTOS PLM REPORT: EPA METHOD 600/R-93-116

Location: E03A2MC2, Drywall, joint, tape Lab ID-Version‡: 1919592-1

Sample Layers	Asbestos Content
Beige Non-Fibrous Material	ND
Tape	ND
Beige Joint Compound	ND
White Drywall	ND
Composite Non-Asbestos Fibrous Content:	25% Cellulose
Sample Composite Homogeneity:	Good

Location: E03A1TA1, Inside duct insulation Lab ID-Version‡: 1919593-1

Sample Layers	Asbestos Content
Brown Insulation	ND
Composite Non-Asbestos Fibrous Content:	98% Glass Fibers
Sample Composite Homogeneity:	Good

Location: E03A2TA2, Inside duct insulation Lab ID-Version‡: 1919594-1

Sample Layers	Asbestos Content
Brown Insulation	ND
Composite Non-Asbestos Fibrous Content:	98% Glass Fibers
Sample Composite Homogeneity:	Good

Location: E03A3TB1, Outside pipe insulation Lab ID-Version‡: 1919595-1

Sample Layers	Asbestos Content
Brown Insulation	ND
Composite Non-Asbestos Fibrous Content:	98% Glass Fibers
Sample Composite Homogeneity:	Good

Location: E03A4SA1, Wall and ceiling insulation Lab ID-Version‡: 1919596-1

Sample Layers	Asbestos Content
Yellow Insulation	ND
Composite Non-Asbestos Fibrous Content:	98% Glass Fibers
Sample Composite Homogeneity:	Good

The results relate only to the items tested. Interpretation is left to the company and/or persons who conducted the field work. The test report shall not be reproduced except in full, without written approval of the laboratory. The report must not be used by the client to claim product certification, approval, or endorsement by NVLAP, NIST, or any agency of the federal government.

All samples were received in acceptable condition unless otherwise noted. EMLab P&K reserves the right to dispose of all samples after a period of thirty (30) days, according to all state and federal guidelines, unless otherwise specified.

Inhomogenous samples are seperated into homogenous subsamples and analyzed individually. ND means no fibers were detected. When detected, the minimum detection and reporting limit is less than 1% unless point counting is performed.
‡ A "Version" greater than 1 indicates amended data.

EMLab P&K
1150 Bayhill Drive, Suite 100, San Bruno, CA 94066
(650) 829-5800 Fax (650) 829-5852 www.emlab.com

Client: TestAmerica - University Park, IL
C/O: Mr. Richard Wright
Re: 002692.LX03; Harrisburg

Date of Sampling: 06-23-2008
Date of Receipt: 06-24-2008
Date of Report: 06-25-2008

ASBESTOS PLM REPORT: EPA METHOD 600/R-93-116

Location: E03A4SA2, Wall and ceiling insulation

Lab ID-Version‡: 1919597-1

Sample Layers	Asbestos Content
Yellow Insulation	ND
Composite Non-Asbestos Fibrous Content:	98% Glass Fibers
Sample Composite Homogeneity:	Good

Location: E03OFMD1, 2'x4' Armstrong ceiling tile

Lab ID-Version‡: 1919598-1

Sample Layers	Asbestos Content
Beige Ceiling Tile with Paint	ND
Composite Non-Asbestos Fibrous Content:	80% Cellulose
Sample Composite Homogeneity:	Good

Location: E03OFMD2, 2'x4' Armstrong ceiling tile

Lab ID-Version‡: 1919599-1

Sample Layers	Asbestos Content
Beige Ceiling Tile with Paint	ND
Composite Non-Asbestos Fibrous Content:	80% Cellulose
Sample Composite Homogeneity:	Good

The results relate only to the items tested. Interpretation is left to the company and/or persons who conducted the field work. The test report shall not be reproduced except in full, without written approval of the laboratory. The report must not be used by the client to claim product certification, approval, or endorsement by NVLAP, NIST, or any agency of the federal government.

All samples were received in acceptable condition unless otherwise noted. EMLab P&K reserves the right to dispose of all samples after a period of thirty (30) days, according to all state and federal guidelines, unless otherwise specified.

Inhomogenous samples are seperated into homogenous subsamples and analyzed individually. ND means no fibers were detected. When detected, the minimum detection and reporting limit is less than 1% unless point counting is performed.
‡ A "Version" greater than 1 indicates amended data.

CHAIN OF CUSTODY

EMLab P&K

www.EMLabPK.com

Cherry Hill, NJ: 1938 Olney Avenue, Cherry Hill, NJ 08003 * (866) 871-1984
Phoenix, AZ: 1501 West Knudsen Drive, Phoenix, AZ 85027 * (800) 651-4802
San Bruno, CA: 1150 Bayhill Drive, #100, San Bruno, CA 94066 * (866) 888-6653
San Diego, CA: 5473 Kearny Villa Road, #130, San Diego, CA 92123 * (866) 465-6653

WEATHER	Fog	Rain	Snow	Wind	Clear
None					
Light					X
Moderate					
Heavy					

REQUESTED

000436430

CONTACT INFORMATION

Company: Ecology + Environment
Address: 33 West Monroe Chicago Il 60603
Contact: Dean Tiebout
Phone: 630-660-0876
Special Instructions: Email Results to: dtiebout@ene.com

PROJECT INFORMATION

Project ID: Hannaburg
Project Desc.: 002592.1X03
Project Zip Code:
Sampling Date & Time: 6/23/08
PO Number:

TURN AROUND TIME CODES (TAT)

STD - Standard (DEFAULT)
ND - Next Business Day
SD - Same Business Day Rush
WH - Weekend/Holiday

Rushes received after 2pm or on weekends, will be considered received the next business day. Please alert us in advance of weekend analysis needs.

SAMPLE ID	DESCRIPTION	Sample Type (Below)	TAT (Above)	Total Volume/Area (as applicable)	NOTES (Time of day, Temp, PH, etc.)	Fungi - Spore Trap Analysis	Spore Trap Analysis - Other particles	Direct Microscopic Exam (Qualitative)	Quantitative Spore Count Direct Exam	1-Media Surface Fungi (Genus ID + Asp. spp.)	2-Media Surface Fungi (Genus ID + Asp. spp.)	3-Media Surface Fungi (Genus ID + Asp. spp.)	Cultivable Air Fungi (Genus ID + Asp. spp.)	Gram Stain and Counts (Cultivable Air and Surface Bacteria)	Legionella culture	Total Coliform, E.coli (Presence/Absence)	Membrane Filtration (Please specify organism)	MPN Bacteria (Please specify organism)	Quant/Tray - Sewage Screen	Asbestos Analysis - PCM Airborne Fiber Count (NIOSH 7	Asbestos Analysis - PLM (EPA method 600/R-93-116)	PCR (please specify test)	AHERA-TEM
E03 A2MA1	Tan 18"x12" Tile	B	✓	—	NA																		✓
A2MA2	" "	B	✓	—																	✓		
A2MB1	Black Mastic	B	✓	—																		✓	
A2MB2	" "	B	✓	—																	✓		
A3MB3	"	B	✓	—																	✓		
A3MB4	Black Mastic	B	✓	—																	✓		
A2MC1	Drywall, Joint, Tape	B	✓	—																	✓		
A2MC2	Drywall, Joint, Tape	B	✓	—																	✓		
A1TA1	Inside Duct Insulation	B	✓	—																	✓		
A2TA2	" "	B	✓	—																	✓		
A3TB1	Outside Pipe Insulation	B	✓	—																	✓		
E03 A4SA1	Wall + ceiling Insulation	B	✓	—	NA																✓		

SAMPLE TYPE CODES

BC - BioCassette™	CP - Contact Plate	T - Tape	D - Dust
A1S - Andersen	ST - Spore Trap: Zefon, Allergenco, Burkard...	SW - Swab	W - Water
SAS - Surface Air Sampler		B - Bulk	SO - Soil
O - Other:			

RELINQUISHED BY	DATE & TIME	RECEIVED BY	DATE & TIME
Vincent Gee	6/23/08 650 pm	Ann Morrissey	6-24-08 9am

By submitting this Chain of Custody, you agree to be bound by the terms and conditions set forth at www.emlabpk.com/terms.html
Copyright © 2002-2007 EMLab P&K

CHAIN OF CUSTODY

www.EMLabPK.com

EMLab P&K

Cherry Hill, NJ: 1936 Olney Avenue, Cherry Hill, NJ 08003 * (866) 871-1984
Phoenix, AZ: 1501 West Knudsen Drive, Phoenix, AZ 85027 * (800) 651-4802
San Bruno, CA: 1150 Bayhill Drive, #100, San Bruno, CA 94066 * (866) 888-6653
San Diego, CA: 5473 Kearny Villa Road, #130, San Diego, CA 92123 * (866) 465-6653

WEATHER	Fog	Rain	Snow	Wind	Clear
LEVEL None					X
Light					
Moderate					
Heavy					

REQUESTED

000436430

Non-Culturable: Spore Trap	Non-Culturable: Tape Swab Bulk	Culturable: BioCassette™ Air, Water, Bulk, Dust

CONTACT INFORMATION

Company: Ecology & Environment
Address: 33 West Monroe Chicago Il 60603
Contact: Dean Tisbout
Special Instructions: Email result to: dtisbout@ene.com
Phone: 630-660-0876

PROJECT INFORMATION

Project ID: Harris bung
Project Desc.: 002692.LX03
Project Zip Code:
Sampling Date & Time: 6/23/08
PO Number:

TURN AROUND TIME CODES - (TAT)

STD - Standard (DEFAULT)
ND - Next Business Day
SD - Same Business Day Rush
WH - Weekend/Holiday

Rushes received after 2pm or on weekends, will be considered received the next business day. Please alert us in advance of weekend analysis needs.

SAMPLE ID	DESCRIPTION	Sample Type (Below)	TAT (Above)	Total Volume/Area (as applicable)	NOTES (Time of day, Temp, RH, etc.)	Fungi - Spore Trap Analysis	Spore Trap Analysis - Other particles	Direct Microscopic Exam (Qualitative)	Quantitative Spore Count Direct Exam	1-Media Surface Fungi (Genus ID + Asp. spp.)	2-Media Surface Fungi (Genus ID + Asp. spp.)	3-Media Surface Fungi (Genus ID + Asp. spp.)	Culturable Air Fungi (Genus ID + Asp. spp.)	Gram Stain and Counts (Culturable Air and Surface Bacteria)	Legionella culture	Total Coliform, E.coli (Presence/Absence)	Membrane Filtration (Please specify organism)	MPN Bacteria (Please specify organism)	QuantiTray - Sewage Screen	Asbestos Analysis - PCM Airborne Fiber Count (NIOSH 7400)	Asbestos Analysis - PLM (EPA method 600/R-93-116)	PCR (Please specify test)			
E03A4SA2	Wall+ceiling Insulation	B	✓	—	NA																✓				
E03OFM01	2'x4' Armstrong Ceiling Tile	B	✓	—	NA																✓				
E03OFM02	" "	B	✓	—	NA																✓				

SAMPLE TYPE CODES

BC - BioCassette™	CP - Contact Plate	T - Tape	D - Dust
A1S - Andersen	ST - Spore Trap: Zefon, Allergenco, Burkard...	SW - Swab	W - Water
SAS - Surface Air Sampler		B - Bulk	SO - Soil
O - Other:			

RELINQUISHED BY	DATE & TIME	RECEIVED BY	DATE & TIME
Vincent Gee	6/23/08 6:30 PM	Ann Marney	

By submitting this Chain of Custody, you agree to be bound by the terms and conditions set forth at www.emlabpk.com/terms.html
Copyright © 2002-2007 EMLab P&K

F:\Chicago Ced\092014.graph...\W047/Fig 4-1.dwg

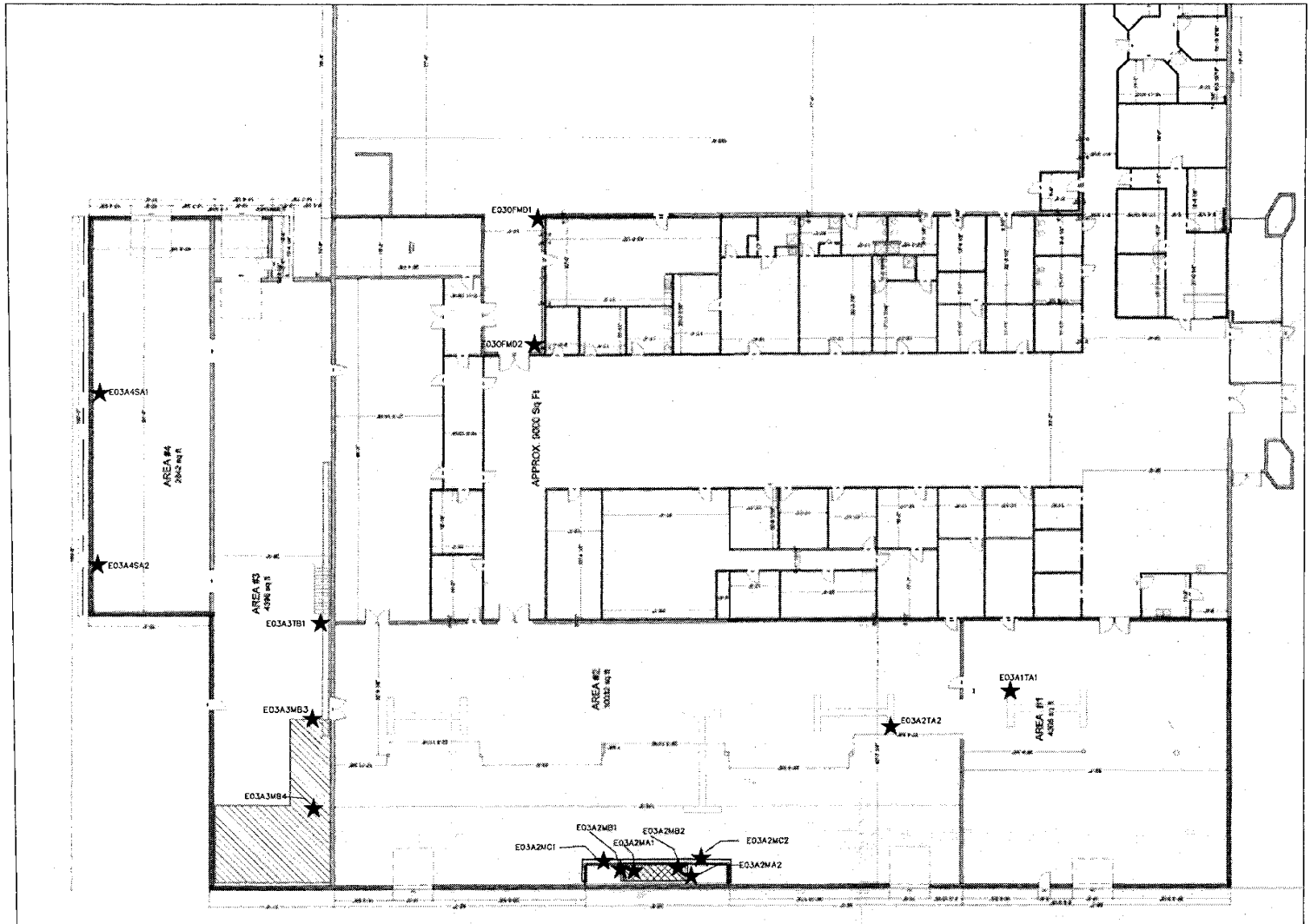

LEGEND:

- ASBESTOS SAMPLE LOCATION
- TAN VCT FLOOR TILE <1% ASBESTOS
- BLACK MASTIC >1% ASBESTOS

ecology and environment, inc.

International Specialists in the Environment

DESIGNED BY:	CHECKED BY:	
V. GEE	D. TIEBOUT	
DRAWN BY:	APPROVED BY:	
V. GEE	D. TIEBOUT	PLOTTED: 6-18-08

SITE INVESTIGATION SUMMARY

1) ASBESTOS SAMPLE LOCATIONS

IDOT PTB #: 146-42
E&E PROJECT #: 002692.LX03
WORK ORDER #: 03

SITE: 540 N. COMMERCIAL
HARRISBURG, IL

SCALE	DATE ISSUED	C.A.D. FILE NO.	DRAWING NO.	REV.
1"= 20'	6/18/2008	Figure 4-1dwg	FIGURE 2	

ecology and environment


A2-MA1


A2-MA2


AJ-MB1


A2-MB2


A3-MB3
6/23/08

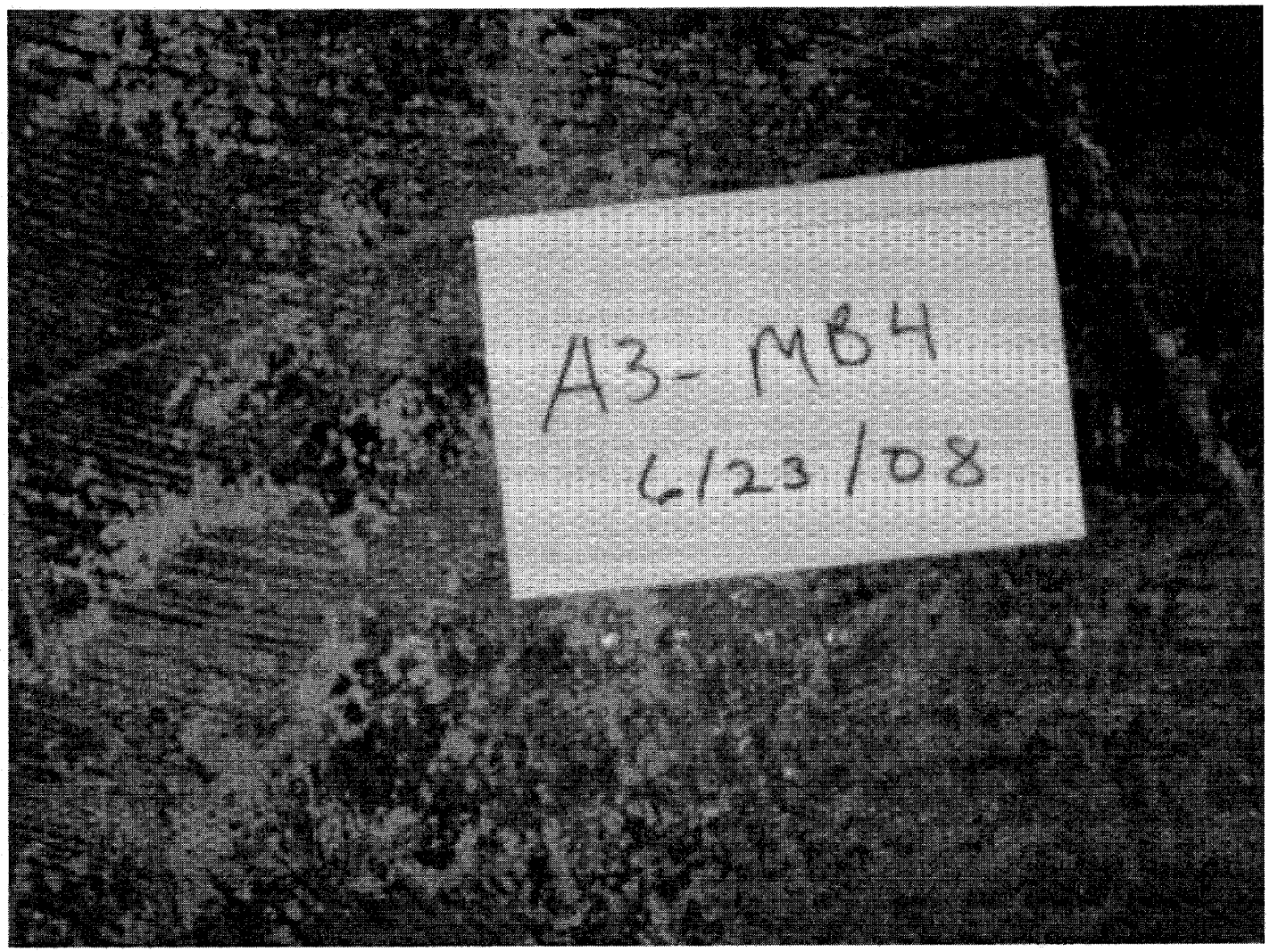
A3- MB4
6/23/08

EMLab P&K

Report for:

Mr. Richard Wright
TestAmerica - University Park, IL
2417 Bond St.
University Park, IL, IL 60466

Regarding: Project: Harrisburg; 002692. LX03
EML ID: 436515

Approved by:

Lab Manager
Ann Atkinson

Dates of Analysis:
Direct microscopic exam (Qualitative): 06-25-2008
Spore trap analysis: 06-25-2008

Project SOPs: Direct microscopic exam (Qualitative) (I100005), Spore trap analysis (I100000)

This coversheet is included with your report in order to comply with AIHA and ISO accreditation requirements.

For clarity, we report the number of significant digits as calculated; but, due to the nature of this type of biological data, the number of significant digits that is used for interpretation should generally be one or two. All samples were received in acceptable condition unless noted in the Report Comments portion in the body of the report. Due to the nature of the analyses performed, field blank corrections of results is not a standard practice. The results relate only to the items tested.

EMLab P&K ("the Company") shall have no liability to the client or the client's customer with respect to decisions or recommendations made, actions taken or courses of conduct implemented by either the client or the client's customer as a result of or based upon the Test Results. In no event shall the Company be liable to the client with respect to the Test Results except for the Company's own willful misconduct or gross negligence nor shall the Company be liable for incidental or consequential damages or lost profits or revenues to the fullest extent such liability may be disclaimed by law, even if the Company has been advised of the possibility of such damages, lost profits or lost revenues. In no event shall the Company's liability with respect to the Test Results exceed the amount paid to the Company by the client therefor.

EMLab P&K
1979 N. Mill St., Suite 102, Naperville, IL 60563
(650) 829-5800 Fax (650) 829-5852 www.emlab.com

Client: TestAmerica - University Park, IL
C/O: Mr. Richard Wright
Re: Harrisburg; 002692. LX03

Date of Sampling: 06-23-2008
Date of Receipt: 06-24-2008
Date of Report: 06-25-2008

SPORE TRAP REPORT: NON-VIABLE METHODOLOGY

Location:	E03-HA-m02: East lot		E03-HA-m03: Area 3 door		E03-HA-m04: Area 3 East	
Comments (see below)	None		None		None	
Lab ID-Version‡:	1919601-1		1919602-1		1919603-1	
	raw ct.	spores/m3	raw ct.	spores/m3	raw ct.	spores/m3
Alternaria	32	213	11	73	4	27
Arthrinium						
Ascospores*	20	533	12	320	2	53
Aureobasidium						
Basidiospores*	58	1,550	23	613	10	267
Bipolaris/Drechslera group	2	13				
Botrytis						
Cercospora	6	40				
Chaetomium			1	7	6	40
Cladosporium	70	1,870	47	1,250	116	3,090
Curvularia						
Epicoccum			3	20		
Fusarium						
Myrothecium						
Nigrospora	1	7				
Other colorless						
Penicillium/Aspergillus types†			73	1,950	152	4,050
Peronospora					1	7
Pithomyces						
Rusts*	1	7				
Smuts*, Periconia, Myxomycetes*	3	20	4	27	4	27
Stachybotrys			1	7	1	7
Stemphylium						
Torula						
Ulocladium						
Zygomycetes						
Background debris (1-4+)††	3+		3+		3+	
Sample volume (liters)	150		150		150	
TOTAL SPORE/m3		4,253		4,267		7,568

Comments:

* Most of these spore types are not seen with culturable methods (Andersen sampling), although some may appear as non-sporulating fungi. Most of the basidiospores are "mushroom" spores while the rusts and smuts are plant pathogens.
† The spores of *Aspergillus* and *Penicillium* (and others such as *Acremonium, Paecilomyces*) are small and round with very few distinguishing characteristics. They cannot be differentiated by non-viable sampling methods. Also, some species with very small spores are easily missed, and may be undercounted.
††Background debris indicates the amount of non-biological particulate matter present on the trace (dust in the air) and the resulting visibility for the analyst. It is rated from 1+ (low) to 4+ (high). Counts from areas with 4+ background debris should be regarded as minimal counts and may be higher then reported. It is important to account for samples volumes when evaluating dust levels.
The Limit of Detection is the product of a raw count of 1 and 100 divided by the percent read. The analytical sensitivity (counts/m3) is the product of the Limit of Detection and 1000 divided by the sample volume.
‡ A "Version" greater than 1 indicates amended data.

EMLab P&K
1979 N. Mill St., Suite 102, Naperville, IL 60563
(650) 829-5800 Fax (650) 829-5852 www.emlab.com

Client: TestAmerica - University Park, IL
C/O: Mr. Richard Wright
Re: Harrisburg; 002692. LX03

Date of Sampling: 06-23-2008
Date of Receipt: 06-24-2008
Date of Report: 06-25-2008

DIRECT MICROSCOPIC EXAMINATION REPORT
(Wet Mount)

Background Debris and/or Description	Miscellaneous Spores Present*	MOLD GROWTH: Molds seen with underlying mycelial and/or sporulating structures†	Other Comments††	General Impression
Lab ID-Version‡: 1919600-1: Tape sample E03-HA-m01: Area 3 ceiling				
Light	Very few	3+ *Chaetomium* species 2+ Colorless spores typical of *Penicillium/Aspergillus*	None	Mold growth

‡ A "Version" greater than 1 indicates amended data.

CHAIN OF CUSTODY

EMLab P&K

www.EMLabPK.com

Cherry Hill, NJ: 1936 Olney Avenue, Cherry Hill, NJ 08003 * (866) 871-1984
Phoenix, AZ: 1501 West Knudsen Drive, Phoenix, AZ 85027 * (800) 551-4802
San Bruno, CA: 1150 Bayhill Drive, #100, San Bruno, CA 94066 * (888) 883-6853
San Diego, CA: 5478 Kearny Villa Road, #130, San Diego, CA 92123 * (866) 465-6853

WEATHER	Fog	Rain	Snow	Wind	Clear
None	X	X	X		
Light				X	
Moderate					
Heavy					

CONTACT INFORMATION

Company: Ecology & Environment
Address: 33 W. Monroe, Chicago IL 60603
Contact: Dean Tiebout
Special Instructions: Also notify results via email DTiebout@ene.com
Phone: 630 660-0876

PROJECT INFORMATION

Project ID: Harrisburg
Project Desc.: 002692.LX03
Project Zip Code:
Sampling Date & Time: 6/23/08
PO Number:

TURN AROUND TIME CODES - (TAT)

STD - Standard (DEFAULT)
ND - Next Business Day
SD - Same Business Day Rush
WH - Weekend/Holiday

Rushes received after 2pm or on weekends, will be considered received the next business day. Please alert us in advance of weekend analysis needs.

REQUESTED SERVICES (4 Boxes)

SAMPLE ID	DESCRIPTION	Sample Type (Below)	TAT (Above)	Total Volume/Area (as applicable)	NOTES (Time of day, Temp, RH, etc.)	Fungi - Spore Trap Analysis	Spore Trap Analysis - Other particles	Direct Microscopic Exam (Qualitative)	Quantitative Spore Count Direct Exam	1-Media Surface Fungi (Genus ID + Asp. spp.)	2-Media Surface Fungi (Genus ID + Asp. spp.)	3-Media Surface Fungi (Genus ID + Asp. spp.)	Culturable Air Fungi (Genus ID + Asp. spp.)	Gram Stain and Counts (Culturable Air and Surface Bacteria)	Legionella culture	Total Coliform, E.coli (Presence/Absence)	Membrane Filtration (Please specify organism)	MPN Bacteria (Please specify organism)	Quanti-Tray - Sewage Screen	Asbestos Analysis - PCM Airborne Fiber Count (NIOSH 7400)	Asbestos Analysis - PLM (EPA method 600/R-93-116)	PCR (please specify test)
						Non-Culturable				Culturable										Other Requests		
						Spore Trap		Tape Swab Bulk		BioCassette™ Andersen, SAS, Swab, Water, Bulk, Dust, Soil, Contact Plate												
										4	3	5	5	1	5							
E03-HA-M01	Area 3 Ceiling	T	SD		1600			X														
E03-HA-M02	East Lot	ST	SD	150 L	1640, 87°F, 29.4%	X																
E03-HA-M03	Area 3 Door	ST	SD	150L	1655, 82°F, 40%	X																
E03-HA-M04	Area 3 East	ST	SD	150L	1708, 82°F, 42%	X																

SAMPLE TYPE CODES

BC - BioCassette™	CP - Contact Plate	T - Tape	D - Dust
A/S - Andersen	ST - Spore Trap: Zefon, Allergenco, Burkard...	SW - Swab	W - Water
SAS - Surface Air Sampler		B - Bulk	SO - Soil
O - Other:			

RELINQUISHED BY	DATE & TIME	RECEIVED BY	DATE & TIME
Dean Tiebout	6/23/08 1850	Bowith	06/24 8:30

By submitting this Chain of Custody, you agree to be bound by the terms and conditions set forth at www.emlabpk.com/terms.html
Copyright © 2002-2007 EMLab P&K

EMLab P&K

Report for:

Mr. Richard Wright
TestAmerica - University Park, IL
2417 Bond St.
University Park, IL, IL 60466

Regarding: Project: Harrisburg; 002692.LX03
EML ID: 436832

Approved by:

Lab Manager
Ann Atkinson

Dates of Analysis:
Spore trap analysis: 06-25-2008

Project SOPs: Spore trap analysis (I100000)

This coversheet is included with your report in order to comply with AIHA and ISO accreditation requirements.

For clarity, we report the number of significant digits as calculated; but, due to the nature of this type of biological data, the number of significant digits that is used for interpretation should generally be one or two. All samples were received in acceptable condition unless noted in the Report Comments portion in the body of the report. Due to the nature of the analyses performed, field blank corrections of results is not a standard practice. The results relate only to the items tested.

EMLab P&K ("the Company") shall have no liability to the client or the client's customer with respect to decisions or recommendations made, actions taken or courses of conduct implemented by either the client or the client's customer as a result of or based upon the Test Results. In no event shall the Company be liable to the client with respect to the Test Results except for the Company's own willful misconduct or gross negligence nor shall the Company be liable for incidental or consequential damages or lost profits or revenues to the fullest extent such liability may be disclaimed by law, even if the Company has been advised of the possibility of such damages, lost profits or lost revenues. In no event shall the Company's liability with respect to the Test Results exceed the amount paid to the Company by the client therefor.

EMLab P&K
1979 N. Mill St., Suite 102, Naperville, IL 60563
(650) 829-5800 Fax (650) 829-5852 www.emlab.com

Client: TestAmerica - University Park, IL
C/O: Mr. Richard Wright
Re: Harrisburg; 002692.LX03

Date of Sampling: 06-24-2008
Date of Receipt: 06-25-2008
Date of Report: 06-25-2008

SPORE TRAP REPORT: NON-VIABLE METHODOLOGY

Location:	E03-HA-M05: Outdoor sample		E03-HA-M06: Suite 160		E03-HA-M07: Suite 280	
Comments (see below)	None		None		None	
Lab ID-Version‡:	1920806-1		1920807-1		1920808-1	
	raw ct.	spores/m3	raw ct.	spores/m3	raw ct.	spores/m3
Alternaria	26	173			3	20
Arthrinium						
Ascospores*	22	587	2	53	1	27
Aureobasidium						
Basidiospores*	35	933	1	27	1	27
Bipolaris/Drechslera group	2	13			1	7
Botrytis						
Cercospora	3	20			1	7
Chaetomium			2	13	1	7
Cladosporium	103	2,750	2	53	2	53
Curvularia	3	20				
Epicoccum	2	13				
Fusarium						
Myrothecium						
Nigrospora						
Other colorless						
Penicillium/Aspergillus types†			1	27	12	320
Pithomyces	1	7				
Rusts*						
Smuts*, Periconia, Myxomycetes*	5	33	2	13	10	67
Stachybotrys					8	53
Stemphylium						
Torula	3	20				
Ulocladium						
Zygomycetes						
Background debris (1-4+)††	3+		3+		4+	
Sample volume (liters)	150		150		150	
TOTAL SPORE/m3		4,569		186		588

Comments:

* Most of these spore types are not seen with culturable methods (Andersen sampling), although some may appear as non-sporulating fungi. Most of the basidiospores are "mushroom" spores while the rusts and smuts are plant pathogens.
† The spores of *Aspergillus* and *Penicillium* (and others such as *Acremonium, Paecilomyces*) are small and round with very few distinguishing characteristics. They cannot be differentiated by non-viable sampling methods. Also, some species with very small spores are easily missed, and may be undercounted.
††Background debris indicates the amount of non-biological particulate matter present on the trace (dust in the air) and the resulting visibility for the analyst. It is rated from 1+ (low) to 4+ (high). Counts from areas with 4+ background debris should be regarded as minimal counts and may be higher then reported. It is important to account for samples volumes when evaluating dust levels.
The Limit of Detection is the product of a raw count of 1 and 100 divided by the percent read. The analytical sensitivity (counts/m3) is the product of the Limit of Detection and 1000 divided by the sample volume.
‡ A "Version" greater than 1 indicates amended data.

CHAIN OF CUSTODY

www.EMLabPK.com

EMLab P&K

Cherry Hill, NJ: 1936 Olney Avenue, Cherry Hill, NJ 08003 * (866) 871-1984
Phoenix, AZ: 1501 West Knudsen Drive, Phoenix, AZ 85027 * (800) 651-4802
San Bruno, CA: 1150 Bayhill Drive, #100, San Bruno, CA 94066 * (866) 888-6653
San Diego, CA: 5473 Kearny Villa Road, #130, San Diego, CA 92123 * (866) 465-6653

WEATHER		Fog	Rain	Snow	Wind	Clear
LEVEL	None	X	X	X		
	Light				X	
	Moderate					
	Heavy					

CONTACT INFORMATION

Company: Ecology & Environment, Inc.
Contact: Dean Tichout
Phone: 630 660-0172
Address: 33 W. Monroe, Chicago 60603
Special Instructions: Please forward results via email also at DTichout@ene.com

PROJECT INFORMATION

Project ID: Harrisburg
Project Desc.: 002692.LX03
Project Zip Code:
Sampling Date & Time: 6/24/08
PO Number:

TURN AROUND TIME CODES - (TAT)

STD - Standard (DEFAULT)
ND - Next Business Day
SD - Same Business Day Rush
WH - Weekend/Holiday

Rushes received after 2pm or on weekends, will be considered received the next business day. Please alert us in advance of weekend analysis needs.

REQUESTED SERVICES (✓ Boxes)

SAMPLE ID	DESCRIPTION	Sample Type (Below)	TAT (Above)	Total Volume/Area (as applicable)	NOTES (Time of day, Temp, RH, etc.)	Fungi - Spore Trap Analysis (Non-Culturable)	Spore Trap Analysis - Other particles (Non-Culturable)	Direct Microscopic Exam (Qualitative) (Non-Culturable: Tape Swab Bulk)	Quantitative Spore Count Direct Exam (Non-Culturable: Tape Swab Bulk)	1-Media Surface Fungi (Genus ID + Agh. spp.) (Culturable: BioCassette™ Andersen, SAS, Swab, Water, Bulk, Dust, Soil, Contact Plate)	2-Media Surface Fungi (Genus ID + Agh. spp.)	3-Media Surface Fungi (Genus ID + Agh. spp.)	Culturable Air Fungi (Genus ID + Agh. spp.)	Gram Stain and Counts (Culturable Air and Surface Bacteria)	Legionella culture	Total Coliform, E.coli (Presence/Absence)	Membrane Filtration (Please specify organism)	MPN Bacteria (Please specify organism)	QuantiTray - Sewage Screen	Asbestos Analysis - PCM Airborne Fiber Count (NIOSH 7400) (Other Requests)	Asbestos Analysis - PLM (EPA method 600/R-93-116)	PCR (please specify test)
										4	3	6	8	3	9							
E03-HA-M05	Outdoor Sample	ST	SD	150L	11:45, 84.6°F, 42.6% RH	X																
E03-HA-M06	Suite 1160	ST	SD	150L	12:04, 78°F, 55% RH	X																
E03-HA-M07	Suite 280	ST	SD	150L	12:20, 78.5°F 58% RH	X																

SAMPLE TYPE CODES

BC - BioCassette™	CP - Contact Plate	T - Tape	D - Dust
ATS - Andersen	ST - Spore Trap: Zefon, Allergenco, Burkard...	SW - Swab	W - Water
SAS - Surface Air Sampler		B - Bulk	SO - Soil
O - Other:			

RELINQUISHED BY	DATE & TIME	RECEIVED BY	DATE & TIME
Dean Tichout	6/24/08 1850	Brittle	09:00
			08/25

By submitting this Chain of Custody, you agree to be bound by the terms and conditions set forth at www.emlabpk.com/terms.html
Copyright © 2002-2007 EMLab P&K

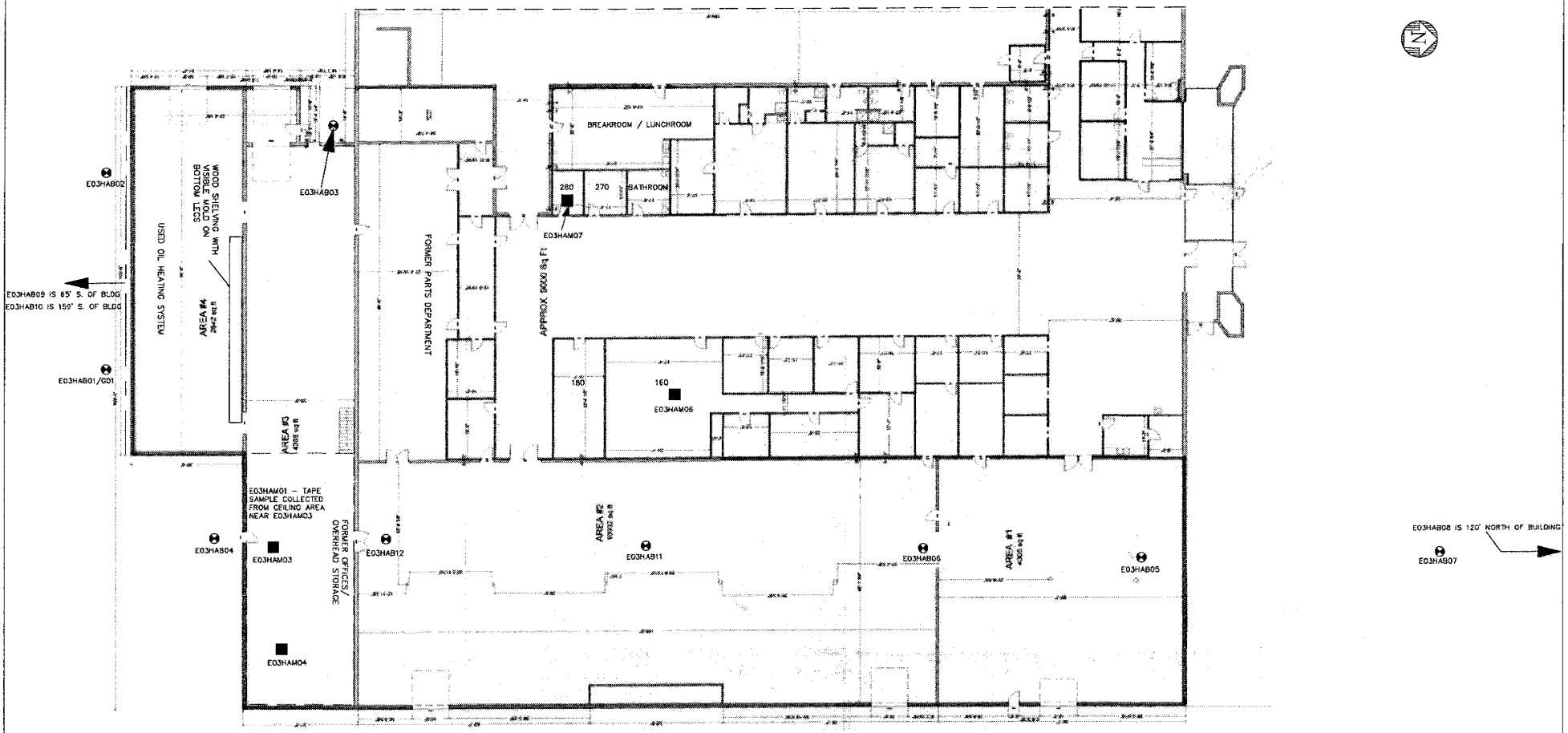

AIR SAMPLES E03HAM02 AND E03HAM05
WERE COLLECTED OUTSIDE IN EAST PARKING LOT AREA

LEGEND:

- SOIL BORING LOCATION
- MOLD SAMPLE LOCATION

ecology and environment, inc.
International Specialists in the Environment

DESIGNED BY:	CHECKED BY:
V. GEE	D. TIEBOUT
DRAWN BY:	APPROVED BY:
V. GEE	D. TIEBOUT

PLOTTED: 6-18-08

SITE INVESTIGATION SUMMARY

1) SOIL BORING LOCATIONS
2) MOLD SAMPLING LOCATIONS

IDOT PTB #: 146-42
E&E PROJECT #: 002692.LX03
WORK ORDER #: 03

SITE: 540 N. COMMERCIAL
HARRISBURG, IL
–

SCALE	DATE ISSUED	C.A.D. FILE NO.	DRAWING NO.	REV.
1"= 20'	6/18/2008	Figure 4-3 dwg	FIGURE 1	

ecology and environment


00.22.2003 09:53


06.23.2008 04:01


06 23 2008 04:11

06.23.2008 04:00


06.23.2008 04:15

TestAmerica

THE LEADER IN ENVIRONMENTAL TESTING

ANALYTICAL REPORT

Job Number: 500-12199-1

Job Description: IDOT - Harrisburg Commercial Drive

For:
Ecology and Environment, Inc.
33 West Monroe St.
Suite 550
Chicago, IL 60603

Attention: Mr. Dean Tiebout

Richard C Wright
Project Manager II
richard.wright@testamericainc.com
06/26/2008

These test results meet all the requirements of NELAC for accredited parameters.

The Lab Certification ID# is 100201.

All questions regarding this test report should be directed to the TestAmerica Project Manager whose signature appears on this report. All pages of this report are integral parts of the analytical data. Therefore, this report should be reproduced only in its entirety.

Reporting limits are adjusted for sample size used, dilutions and moisture content if applicable.

Job Narrative
500-J12199-1

Comments
No additional comments.

Receipt
All samples were received in good condition within temperature requirements.

GC/MS VOA
No analytical or quality issues were noted.

GC/MS Semi VOA
No analytical or quality issues were noted.

GC Semi VOA
Method(s) 8082: Method 8082: The grand mean exception, as outlined in EPA Method 8000B, was applied to continuing calibration verification (CCV) standards. This rule states that when one or more compounds in the CCV fail to meet acceptance criteria, the initial calibration (ICAL) may be used for quantitation if the average %D (the grand mean) of all the compounds in the CCV is less than or equal to 15%D. The AR1260 recovery for the ending CCV was outside control limits (15.8%).

No other analytical or quality issues were noted.

Metals
Method(s) 6010B: The serial dilution performed for the following sample(s) 500-12199-1wasoutside control limits: Ba,Be,Cr,Ni,Pb,and Zn

Method(s) 6010B: The matrix spike / matrix spike duplicate (MS/MSD) recoveries for batch 41050 sample 500-12199-1 were outside control limits for Sb and Se. The MS was also out for Tl, and the MSD was also out for Ni and Pb. The associated laboratory control standard (LCS) met acceptance criteria.

No other analytical or quality issues were noted.

General Chemistry
No analytical or quality issues were noted.

Organic Prep
No analytical or quality issues were noted.

EXECUTIVE SUMMARY - Detections

Client: Ecology and Environment, Inc. Job Number: 500-12199-1

Lab Sample ID / Analyte	Client Sample ID	Result / Qualifier		Reporting Limit	Units	Method
500-12199-1	**E03HAB07 (14-16)**					
Benzo[b]fluoranthene		10	J	40	ug/Kg	8270C
Benzo[g,h,i]perylene		19	J	40	ug/Kg	8270C
Indeno[1,2,3-cd]pyrene		8.4	J	40	ug/Kg	8270C
Antimony		0.59	J	1.2	mg/Kg	6010B
Arsenic		3.2		0.59	mg/Kg	6010B
Beryllium		0.69	V	0.24	mg/Kg	6010B
Cadmium		0.20	B	0.12	mg/Kg	6010B
Chromium		23	B V	0.59	mg/Kg	6010B
Copper		22		0.59	mg/Kg	6010B
Lead		11	B V	0.30	mg/Kg	6010B
Nickel		27	B V	0.59	mg/Kg	6010B
Zinc		50	B V	1.2	mg/Kg	6010B
Barium		72	B V	0.59	mg/Kg	6010B
Mercury		0.013	J	0.021	mg/Kg	7471A
pH		8.23		0.200	SU	9045C
Percent Moisture		20		0.10	%	PercentMoisture
Percent Solids		80		0.10	%	PercentMoisture
500-12199-2	**E03HAB08 (2-4)**					
Acetone		10		5.7	ug/Kg	8260B
Arsenic		5.4		0.63	mg/Kg	6010B
Beryllium		0.91		0.25	mg/Kg	6010B
Chromium		24	B	0.63	mg/Kg	6010B
Copper		18		0.63	mg/Kg	6010B
Lead		12	B	0.31	mg/Kg	6010B
Nickel		23	B	0.63	mg/Kg	6010B
Selenium		0.36	J	0.63	mg/Kg	6010B
Thallium		0.51	J	0.63	mg/Kg	6010B
Zinc		48	B	1.3	mg/Kg	6010B
Barium		150	B	0.63	mg/Kg	6010B
Mercury		0.012	J	0.021	mg/Kg	7471A
pH		8.07		0.200	SU	9045C
Percent Moisture		22		0.10	%	PercentMoisture
Percent Solids		78		0.10	%	PercentMoisture

EXECUTIVE SUMMARY - Detections

Client: Ecology and Environment, Inc. Job Number: 500-12199-1

Lab Sample ID Analyte	Client Sample ID	Result / Qualifier		Reporting Limit	Units	Method
500-12199-3	**E03HAB09 (0-2)**					
Arsenic		6.9		0.58	mg/Kg	6010B
Beryllium		0.90		0.23	mg/Kg	6010B
Chromium		24	B	0.58	mg/Kg	6010B
Copper		17		0.58	mg/Kg	6010B
Lead		14	B	0.29	mg/Kg	6010B
Nickel		27	B	0.58	mg/Kg	6010B
Selenium		0.24	J	0.58	mg/Kg	6010B
Silver		0.078	J	0.29	mg/Kg	6010B
Thallium		0.48	J	0.58	mg/Kg	6010B
Zinc		48	B	1.2	mg/Kg	6010B
Barium		140	B	0.58	mg/Kg	6010B
Mercury		0.011	J	0.020	mg/Kg	7471A
pH		7.77		0.200	SU	9045C
Percent Moisture		20		0.10	%	PercentMoisture
Percent Solids		80		0.10	%	PercentMoisture
500-12199-4	**E03HAB10 (0-2)**					
Antimony		0.20	J	1.2	mg/Kg	6010B
Arsenic		5.5		0.58	mg/Kg	6010B
Beryllium		0.92		0.23	mg/Kg	6010B
Chromium		24	B	0.58	mg/Kg	6010B
Copper		17		0.58	mg/Kg	6010B
Lead		14	B	0.29	mg/Kg	6010B
Nickel		25	B	0.58	mg/Kg	6010B
Selenium		0.38	J	0.58	mg/Kg	6010B
Thallium		0.53	J	0.58	mg/Kg	6010B
Zinc		56	B	1.2	mg/Kg	6010B
Barium		130	B	0.58	mg/Kg	6010B
Mercury		0.010	J	0.021	mg/Kg	7471A
pH		7.25		0.200	SU	9045C
Percent Moisture		20		0.10	%	PercentMoisture
Percent Solids		80		0.10	%	PercentMoisture

EXECUTIVE SUMMARY - Detections

Client: Ecology and Environment, Inc. Job Number: 500-12199-1

Lab Sample ID Analyte	Client Sample ID	Result / Qualifier		Reporting Limit	Units	Method
500-12199-5	**E03HAB11 (8-10)**					
Antimony		0.21	J	1.2	mg/Kg	6010B
Arsenic		7.4		0.58	mg/Kg	6010B
Beryllium		0.76		0.23	mg/Kg	6010B
Chromium		22	B	0.58	mg/Kg	6010B
Copper		23		0.58	mg/Kg	6010B
Lead		13	B	0.29	mg/Kg	6010B
Nickel		23	B	0.58	mg/Kg	6010B
Zinc		50	B	1.2	mg/Kg	6010B
Barium		83	B	0.58	mg/Kg	6010B
Mercury		0.010	J	0.021	mg/Kg	7471A
pH		8.15		0.200	SU	9045C
Percent Moisture		19		0.10	%	PercentMoisture
Percent Solids		81		0.10	%	PercentMoisture
500-12199-6	**E03HAB12 (4-6)**					
Acetone		24		5.3	ug/Kg	8260B
Methyl Ethyl Ketone		4.4	J	5.3	ug/Kg	8260B
Antimony		0.24	J	1.2	mg/Kg	6010B
Arsenic		6.4		0.59	mg/Kg	6010B
Beryllium		0.85		0.24	mg/Kg	6010B
Chromium		21	B	0.59	mg/Kg	6010B
Copper		16		0.59	mg/Kg	6010B
Lead		14	B	0.29	mg/Kg	6010B
Nickel		24	B	0.59	mg/Kg	6010B
Selenium		0.26	J	0.59	mg/Kg	6010B
Silver		0.079	J	0.29	mg/Kg	6010B
Thallium		0.41	J	0.59	mg/Kg	6010B
Zinc		45	B	1.2	mg/Kg	6010B
Barium		120	B	0.59	mg/Kg	6010B
pH		7.44		0.200	SU	9045C
Percent Moisture		18		0.10	%	PercentMoisture
Percent Solids		82		0.10	%	PercentMoisture
500-12199-7	**E03A2LP3 (WHITE PAINT)**					
Lead		5.9		0.015	mg/Kg	6010B
500-12199-8	**E03A1LP4 (WHITE DECK PAINT)**					
Lead		3.5		0.015	mg/Kg	6010B

EXECUTIVE SUMMARY - Detections

Client: Ecology and Environment, Inc. Job Number: 500-12199-1

Lab Sample ID Analyte	Client Sample ID	Result / Qualifier	Reporting Limit	Units	Method
500-12199-9	**E03A2LP1 (GRAY WALL PAINT)**				
Lead		3.2	0.014	mg/Kg	6010B
500-12199-10	**E03A1LP2 (GRAY WALL PAINT)**				
Lead		210	0.0074	mg/Kg	6010B

METHOD SUMMARY

Client: Ecology and Environment, Inc. Job Number: 500-12199-1

Description	Lab Location	Method	Preparation Method
Matrix: Solid			
Volatile Organic Compounds by GC/MS	TAL CHI	SW846 8260B	
Closed System Purge & Trap/Laboratory Preservation	TAL CHI		SW846 5035
SVOC	TAL CHI	SW846 8270C	
Automated Soxhlet Extraction	TAL CHI		SW846 3541
Polychlorinated Biphenyls (PCBs) by Gas Chromatography	TAL CHI	SW846 8082	
Automated Soxhlet Extraction	TAL CHI		SW846 3541
Inductively Coupled Plasma - Atomic Emission Spectrometry	TAL CHI	SW846 6010B	
Total Metals	TAL CHI	SW846 6010B	
Acid Digestion of Sediments, Sludges, and Soils	TAL CHI		SW846 3050B
Acid Digestion of Sediments, Sludges, and Soils	TAL CHI		SW846 3050B
Mercury	TAL CHI	SW846 7471A	
Mercury in Solid or Semi-Solid Waste (Manual Cold	TAL CHI		SW846 7471A
Soil and Waste pH	TAL CHI	SW846 9045C	

Lab References:

TAL CHI = TestAmerica Chicago

Method References:

SW846 = "Test Methods For Evaluating Solid Waste, Physical/Chemical Methods", Third Edition, November 1986 And Its Updates.

SAMPLE SUMMARY

Client: Ecology and Environment, Inc.

Job Number: 500-12199-1

Lab Sample ID	Client Sample ID	Client Matrix	Date/Time Sampled	Date/Time Received
500-12199-1	E03HAB07 (14-16)	Solid	06/24/2008 0920	06/25/2008 1020
500-12199-2	E03HAB08 (2-4)	Solid	06/24/2008 1030	06/25/2008 1020
500-12199-3	E03HAB09 (0-2)	Solid	06/24/2008 1135	06/25/2008 1020
500-12199-4	E03HAB10 (0-2)	Solid	06/24/2008 1315	06/25/2008 1020
500-12199-5	E03HAB11 (8-10)	Solid	06/24/2008 1410	06/25/2008 1020
500-12199-6	E03HAB12 (4-6)	Solid	06/24/2008 1530	06/25/2008 1020
500-12199-7	E03A2LP3 (white paint)	Solid	06/24/2008 1200	06/25/2008 1020
500-12199-8	E03A1LP4 (white deck paint)	Solid	06/24/2008 1200	06/25/2008 1020
500-12199-9	E03A2LP1 (gray wall paint)	Solid	06/24/2008 1200	06/25/2008 1020
500-12199-10	E03A1LP2 (gray wall paint)	Solid	06/24/2008 1200	06/25/2008 1020

SAMPLE RESULTS

Mr. Dean Tiebout
Ecology and Environment, Inc.
33 West Monroe St.
Suite 550
Chicago, IL 60603

Job Number: 500-12199-1

Client Sample ID: E03HAB07 (14-16)
Lab Sample ID: 500-12199-1

Date Sampled: 06/24/2008 0920
Date Received: 06/25/2008 1020
Client Matrix: Solid
Percent Solids: 80

Analyte	Result/Qualifier	Unit	MDL	RL	Dilution
Method: 8260B		Date Analyzed:	06/25/2008 1326		
Prep Method: 5035		Date Prepared:	06/25/2008 1123		
Acetone	<5.3	ug/Kg	2.0	5.3	1.0
Benzene	<5.3	ug/Kg	0.90	5.3	1.0
Bromodichloromethane	<5.3	ug/Kg	0.83	5.3	1.0
Bromoform	<5.3	ug/Kg	1.1	5.3	1.0
Bromomethane	<5.3	ug/Kg	2.3	5.3	1.0
Methyl Ethyl Ketone	<5.3	ug/Kg	1.9	5.3	1.0
Carbon disulfide	<5.3	ug/Kg	0.99	5.3	1.0
Carbon tetrachloride	<5.3	ug/Kg	0.99	5.3	1.0
Chlorobenzene	<5.3	ug/Kg	0.72	5.3	1.0
Chloroethane	<5.3	ug/Kg	1.3	5.3	1.0
Chloroform	<5.3	ug/Kg	1.0	5.3	1.0
Chloromethane	<5.3	ug/Kg	1.7	5.3	1.0
cis-1,2-Dichloroethene	<5.3	ug/Kg	1.0	5.3	1.0
cis-1,3-Dichloropropene	<5.3	ug/Kg	0.85	5.3	1.0
Dibromochloromethane	<5.3	ug/Kg	0.88	5.3	1.0
1,1-Dichloroethane	<5.3	ug/Kg	1.0	5.3	1.0
1,2-Dichloroethane	<5.3	ug/Kg	1.2	5.3	1.0
1,1-Dichloroethene	<5.3	ug/Kg	0.93	5.3	1.0
1,2-Dichloropropane	<5.3	ug/Kg	0.99	5.3	1.0
Ethylbenzene	<5.3	ug/Kg	0.75	5.3	1.0
2-Hexanone	<5.3	ug/Kg	1.3	5.3	1.0
Methylene Chloride	<5.3	ug/Kg	0.83	5.3	1.0
methyl isobutyl ketone	<5.3	ug/Kg	1.6	5.3	1.0
Methyl tert-butyl ether	<5.3	ug/Kg	1.4	5.3	1.0
Styrene	<5.3	ug/Kg	0.79	5.3	1.0
1,1,2,2-Tetrachloroethane	<5.3	ug/Kg	1.3	5.3	1.0
Tetrachloroethene	<5.3	ug/Kg	0.85	5.3	1.0
Toluene	<5.3	ug/Kg	0.93	5.3	1.0
trans-1,2-Dichloroethene	<5.3	ug/Kg	1.1	5.3	1.0
trans-1,3-Dichloropropene	<5.3	ug/Kg	1.0	5.3	1.0
1,1,1-Trichloroethane	<5.3	ug/Kg	0.94	5.3	1.0
1,1,2-Trichloroethane	<5.3	ug/Kg	1.9	5.3	1.0
Trichloroethene	<5.3	ug/Kg	1.0	5.3	1.0
Vinyl chloride	<5.3	ug/Kg	1.5	5.3	1.0
Xylenes, Total	<11	ug/Kg	1.6	11	1.0
1,3-Dichloropropene, Total	<5.3	ug/Kg	1.0	5.3	1.0

Surrogate			Acceptance Limits
4-Bromofluorobenzene (Surr)	110	%	75 - 120

Mr. Dean Tiebout
Ecology and Environment, Inc.
33 West Monroe St.
Suite 550
Chicago, IL 60603

Job Number: 500-12199-1

Client Sample ID: E03HAB07 (14-16)
Lab Sample ID: 500-12199-1

Date Sampled: 06/24/2008 0920
Date Received: 06/25/2008 1020
Client Matrix: Solid
Percent Solids: 80

Analyte	Result/Qualifier		Unit	MDL	RL	Dilution
Surrogate					Acceptance Limits	
Dibromofluoromethane	124		%		75 - 140	
1,2-Dichloroethane-d4 (Surr)	120		%		75 - 140	
Toluene-d8 (Surr)	114		%		75 - 130	
Method: 8270C			Date Analyzed:		06/26/2008 1352	
Prep Method: 3541			Date Prepared:		06/25/2008 1310	
2,4,5-Trichlorophenol	<400		ug/Kg	57	400	1.0
2,4,6-Trichlorophenol	<400		ug/Kg	41	400	1.0
2,4-Dichlorophenol	<400		ug/Kg	43	400	1.0
2,4-Dimethylphenol	<400		ug/Kg	75	400	1.0
2,4-Dinitrophenol	<820		ug/Kg	220	820	1.0
2,4-Dinitrotoluene	<200		ug/Kg	22	200	1.0
2,6-Dinitrotoluene	<200		ug/Kg	22	200	1.0
2-Chloronaphthalene	<200		ug/Kg	19	200	1.0
2-Chlorophenol	<200		ug/Kg	35	200	1.0
2-Methylnaphthalene	<200		ug/Kg	23	200	1.0
2-Methylphenol	<200		ug/Kg	40	200	1.0
2-Nitroaniline	<200		ug/Kg	22	200	1.0
2-Nitrophenol	<400		ug/Kg	49	400	1.0
3,3'-Dichlorobenzidine	<200		ug/Kg	60	200	1.0
3-Nitroaniline	<400		ug/Kg	80	400	1.0
4,6-Dinitro-2-methylphenol	<400		ug/Kg	49	400	1.0
4-Bromophenyl phenyl ether	<200		ug/Kg	16	200	1.0
4-Chloro-3-methylphenol	<400		ug/Kg	99	400	1.0
4-Chloroaniline	<820		ug/Kg	160	820	1.0
4-Chlorophenyl phenyl ether	<200		ug/Kg	17	200	1.0
4-Nitroaniline	<400		ug/Kg	87	400	1.0
4-Nitrophenol	<820		ug/Kg	71	820	1.0
Acenaphthene	<40		ug/Kg	5.1	40	1.0
Acenaphthylene	<40		ug/Kg	4.3	40	1.0
Anthracene	<40		ug/Kg	4.8	40	1.0
Benzo[a]anthracene	<40		ug/Kg	5.1	40	1.0
Benzo[a]pyrene	<40		ug/Kg	3.8	40	1.0
Benzo[b]fluoranthene	10	J	ug/Kg	8.9	40	1.0
Benzo[g,h,i]perylene	19	J	ug/Kg	7.0	40	1.0
Benzo[k]fluoranthene	<40		ug/Kg	8.7	40	1.0
Bis(2-chloroethoxy)methane	<200		ug/Kg	25	200	1.0
Bis(2-chloroethyl)ether	<200		ug/Kg	27	200	1.0
Bis(2-ethylhexyl) phthalate	<200		ug/Kg	34	200	1.0
Butyl benzyl phthalate	<200		ug/Kg	18	200	1.0

Mr. Dean Tiebout
Ecology and Environment, Inc.
33 West Monroe St.
Suite 550
Chicago, IL 60603

Job Number: 500-12199-1

Client Sample ID: E03HAB07 (14-16)
Lab Sample ID: 500-12199-1

Date Sampled: 06/24/2008 0920
Date Received: 06/25/2008 1020
Client Matrix: Solid
Percent Solids: 80

Analyte	Result/Qualifier		Unit	MDL	RL	Dilution
Carbazole	<200		ug/Kg	15	200	1.0
Chrysene	<40		ug/Kg	6.4	40	1.0
Dibenz(a,h)anthracene	<40		ug/Kg	5.0	40	1.0
Dibenzofuran	<200		ug/Kg	15	200	1.0
Diethyl phthalate	<200		ug/Kg	21	200	1.0
Dimethyl phthalate	<200		ug/Kg	16	200	1.0
Di-n-butyl phthalate	<200		ug/Kg	16	200	1.0
Di-n-octyl phthalate	<200		ug/Kg	18	200	1.0
1,3-Dichlorobenzene	<200		ug/Kg	21	200	1.0
Fluoranthene	<40		ug/Kg	5.3	40	1.0
Fluorene	<40		ug/Kg	4.3	40	1.0
Hexachlorobenzene	<82		ug/Kg	5.9	82	1.0
Hexachlorobutadiene	<200		ug/Kg	24	200	1.0
Hexachlorocyclopentadiene	<820		ug/Kg	140	820	1.0
Hexachloroethane	<200		ug/Kg	21	200	1.0
Indeno[1,2,3-cd]pyrene	8.4	J	ug/Kg	5.3	40	1.0
Isophorone	<200		ug/Kg	16	200	1.0
Naphthalene	<40		ug/Kg	4.2	40	1.0
Nitrobenzene	<40		ug/Kg	7.4	40	1.0
1,4-Dichlorobenzene	<200		ug/Kg	22	200	1.0
2,2'-oxybis[1-chloropropane]	<200		ug/Kg	21	200	1.0
N-Nitrosodi-n-propylamine	<200		ug/Kg	28	200	1.0
N-Nitrosodiphenylamine	<200		ug/Kg	12	200	1.0
Pentachlorophenol	<820		ug/Kg	150	820	1.0
Phenanthrene	<40		ug/Kg	3.5	40	1.0
Phenol	<200		ug/Kg	36	200	1.0
Pyrene	<40		ug/Kg	4.8	40	1.0
1,2-Dichlorobenzene	<200		ug/Kg	20	200	1.0
1,2,4-Trichlorobenzene	<200		ug/Kg	20	200	1.0
3 & 4 Methylphenol	<200		ug/Kg	38	200	1.0

Surrogate			Acceptance Limits
2-Fluorobiphenyl	56	%	33 - 114
2-Fluorophenol	51	%	25 - 111
Nitrobenzene-d5	56	%	21 - 116
Phenol-d5	55	%	31 - 110
2,4,6-Tribromophenol	68	%	32 - 138
Terphenyl-d14	64	%	48 - 146

Method: 6010B Date Analyzed: 06/25/2008 1609
Prep Method: 3050B Date Prepared: 06/25/2008 1052

Cadmium	0.20	B	mg/Kg	0.020	0.12	1.0

Mr. Dean Tiebout
Ecology and Environment, Inc.
33 West Monroe St.
Suite 550
Chicago, IL 60603

Job Number: 500-12199-1

Client Sample ID: E03HAB07 (14-16)
Lab Sample ID: 500-12199-1

Date Sampled: 06/24/2008 0920
Date Received: 06/25/2008 1020
Client Matrix: Solid
Percent Solids: 80

Analyte	Result/Qualifier		Unit	MDL	RL	Dilution
Method: 6010B			Date Analyzed:	06/25/2008 1645		
Prep Method: 3050B			Date Prepared:	06/25/2008 1052		
Antimony	0.59	J	mg/Kg	0.17	1.2	1.0
Arsenic	3.2		mg/Kg	0.17	0.59	1.0
Beryllium	0.69	V	mg/Kg	0.0059	0.24	1.0
Chromium	23	B V	mg/Kg	0.051	0.59	1.0
Copper	22		mg/Kg	0.27	0.59	1.0
Lead	11	B V	mg/Kg	0.065	0.30	1.0
Nickel	27	B V	mg/Kg	0.037	0.59	1.0
Selenium	<0.59		mg/Kg	0.22	0.59	1.0
Silver	<0.30		mg/Kg	0.059	0.30	1.0
Thallium	<0.59		mg/Kg	0.20	0.59	1.0
Zinc	50	B V	mg/Kg	0.11	1.2	1.0
Barium	72	B V	mg/Kg	0.019	0.59	1.0
Method: 7471A			Date Analyzed:	06/25/2008 1531		
Prep Method: 7471A			Date Prepared:	06/25/2008 1400		
Mercury	0.013	J	mg/Kg	0.0085	0.021	1.0
Method: 9045C			Date Analyzed:	06/26/2008 1130		
pH	8.23		SU	0.200	0.200	1.0
Method: PercentMoisture			Date Analyzed:	06/25/2008 2337		
Percent Moisture	20		%	0.10	0.10	1.0

Mr. Dean Tiebout
Ecology and Environment, Inc.
33 West Monroe St.
Suite 550
Chicago, IL 60603

Job Number: 500-12199-1

Client Sample ID: E03HAB08 (2-4)
Lab Sample ID: 500-12199-2

Date Sampled: 06/24/2008 1030
Date Received: 06/25/2008 1020
Client Matrix: Solid
Percent Solids: 78

Analyte	Result/Qualifier	Unit	MDL	RL	Dilution
Method: 8260B		Date Analyzed:	06/25/2008 1352		
Prep Method: 5035		Date Prepared:	06/25/2008 1123		
Acetone	10	ug/Kg	2.2	5.7	1.0
Benzene	<5.7	ug/Kg	0.97	5.7	1.0
Bromodichloromethane	<5.7	ug/Kg	0.89	5.7	1.0
Bromoform	<5.7	ug/Kg	1.1	5.7	1.0
Bromomethane	<5.7	ug/Kg	2.5	5.7	1.0
Methyl Ethyl Ketone	<5.7	ug/Kg	2.1	5.7	1.0
Carbon disulfide	<5.7	ug/Kg	1.1	5.7	1.0
Carbon tetrachloride	<5.7	ug/Kg	1.1	5.7	1.0
Chlorobenzene	<5.7	ug/Kg	0.78	5.7	1.0
Chloroethane	<5.7	ug/Kg	1.4	5.7	1.0
Chloroform	<5.7	ug/Kg	1.1	5.7	1.0
Chloromethane	<5.7	ug/Kg	1.8	5.7	1.0
cis-1,2-Dichloroethene	<5.7	ug/Kg	1.1	5.7	1.0
cis-1,3-Dichloropropene	<5.7	ug/Kg	0.92	5.7	1.0
Dibromochloromethane	<5.7	ug/Kg	0.95	5.7	1.0
1,1-Dichloroethane	<5.7	ug/Kg	1.1	5.7	1.0
1,2-Dichloroethane	<5.7	ug/Kg	1.3	5.7	1.0
1,1-Dichloroethene	<5.7	ug/Kg	1.0	5.7	1.0
1,2-Dichloropropane	<5.7	ug/Kg	1.1	5.7	1.0
Ethylbenzene	<5.7	ug/Kg	0.81	5.7	1.0
2-Hexanone	<5.7	ug/Kg	1.4	5.7	1.0
Methylene Chloride	<5.7	ug/Kg	0.89	5.7	1.0
methyl isobutyl ketone	<5.7	ug/Kg	1.7	5.7	1.0
Methyl tert-butyl ether	<5.7	ug/Kg	1.5	5.7	1.0
Styrene	<5.7	ug/Kg	0.86	5.7	1.0
1,1,2,2-Tetrachloroethane	<5.7	ug/Kg	1.4	5.7	1.0
Tetrachloroethene	<5.7	ug/Kg	0.92	5.7	1.0
Toluene	<5.7	ug/Kg	1.0	5.7	1.0
trans-1,2-Dichloroethene	<5.7	ug/Kg	1.1	5.7	1.0
trans-1,3-Dichloropropene	<5.7	ug/Kg	1.1	5.7	1.0
1,1,1-Trichloroethane	<5.7	ug/Kg	1.0	5.7	1.0
1,1,2-Trichloroethane	<5.7	ug/Kg	2.1	5.7	1.0
Trichloroethene	<5.7	ug/Kg	1.1	5.7	1.0
Vinyl chloride	<5.7	ug/Kg	1.6	5.7	1.0
Xylenes, Total	<11	ug/Kg	1.7	11	1.0
1,3-Dichloropropene, Total	<5.7	ug/Kg	1.1	5.7	1.0
Surrogate				Acceptance Limits	
4-Bromofluorobenzene (Surr)	110	%		75 - 120	

Mr. Dean Tiebout
Ecology and Environment, Inc.
33 West Monroe St.
Suite 550
Chicago, IL 60603

Job Number: 500-12199-1

Client Sample ID: E03HAB08 (2-4)
Lab Sample ID: 500-12199-2

Date Sampled: 06/24/2008 1030
Date Received: 06/25/2008 1020
Client Matrix: Solid
Percent Solids: 78

Analyte	Result/Qualifier	Unit	MDL	RL	Dilution
Surrogate				Acceptance Limits	
Dibromofluoromethane	124	%		75 - 140	
1,2-Dichloroethane-d4 (Surr)	122	%		75 - 140	
Toluene-d8 (Surr)	112	%		75 - 130	
Method: 8270C		Date Analyzed:		06/26/2008 1413	
Prep Method: 3541		Date Prepared:		06/25/2008 1310	
2,4,5-Trichlorophenol	<410	ug/Kg	58	410	1.0
2,4,6-Trichlorophenol	<410	ug/Kg	41	410	1.0
2,4-Dichlorophenol	<410	ug/Kg	44	410	1.0
2,4-Dimethylphenol	<410	ug/Kg	76	410	1.0
2,4-Dinitrophenol	<830	ug/Kg	230	830	1.0
2,4-Dinitrotoluene	<210	ug/Kg	22	210	1.0
2,6-Dinitrotoluene	<210	ug/Kg	22	210	1.0
2-Chloronaphthalene	<210	ug/Kg	19	210	1.0
2-Chlorophenol	<210	ug/Kg	36	210	1.0
2-Methylnaphthalene	<210	ug/Kg	23	210	1.0
2-Methylphenol	<210	ug/Kg	41	210	1.0
2-Nitroaniline	<210	ug/Kg	23	210	1.0
2-Nitrophenol	<410	ug/Kg	50	410	1.0
3,3'-Dichlorobenzidine	<210	ug/Kg	60	210	1.0
3-Nitroaniline	<410	ug/Kg	81	410	1.0
4,6-Dinitro-2-methylphenol	<410	ug/Kg	50	410	1.0
4-Bromophenyl phenyl ether	<210	ug/Kg	16	210	1.0
4-Chloro-3-methylphenol	<410	ug/Kg	100	410	1.0
4-Chloroaniline	<830	ug/Kg	160	830	1.0
4-Chlorophenyl phenyl ether	<210	ug/Kg	17	210	1.0
4-Nitroaniline	<410	ug/Kg	88	410	1.0
4-Nitrophenol	<830	ug/Kg	72	830	1.0
Acenaphthene	<41	ug/Kg	5.2	41	1.0
Acenaphthylene	<41	ug/Kg	4.3	41	1.0
Anthracene	<41	ug/Kg	4.8	41	1.0
Benzo[a]anthracene	<41	ug/Kg	5.2	41	1.0
Benzo[a]pyrene	<41	ug/Kg	3.8	41	1.0
Benzo[b]fluoranthene	<41	ug/Kg	9.0	41	1.0
Benzo[g,h,i]perylene	<41	ug/Kg	7.1	41	1.0
Benzo[k]fluoranthene	<41	ug/Kg	8.8	41	1.0
Bis(2-chloroethoxy)methane	<210	ug/Kg	25	210	1.0
Bis(2-chloroethyl)ether	<210	ug/Kg	27	210	1.0
Bis(2-ethylhexyl) phthalate	<210	ug/Kg	35	210	1.0
Butyl benzyl phthalate	<210	ug/Kg	18	210	1.0

Mr. Dean Tiebout
Ecology and Environment, Inc.
33 West Monroe St.
Suite 550
Chicago, IL 60603

Job Number: 500-12199-1

Client Sample ID: E03HAB08 (2-4)
Lab Sample ID: 500-12199-2

Date Sampled: 06/24/2008 1030
Date Received: 06/25/2008 1020
Client Matrix: Solid
Percent Solids: 78

Analyte	Result/Qualifier	Unit	MDL	RL	Dilution
Carbazole	<210	ug/Kg	16	210	1.0
Chrysene	<41	ug/Kg	6.4	41	1.0
Dibenz(a,h)anthracene	<41	ug/Kg	5.1	41	1.0
Dibenzofuran	<210	ug/Kg	15	210	1.0
Diethyl phthalate	<210	ug/Kg	21	210	1.0
Dimethyl phthalate	<210	ug/Kg	16	210	1.0
Di-n-butyl phthalate	<210	ug/Kg	16	210	1.0
Di-n-octyl phthalate	<210	ug/Kg	19	210	1.0
1,3-Dichlorobenzene	<210	ug/Kg	21	210	1.0
Fluoranthene	<41	ug/Kg	5.3	41	1.0
Fluorene	<41	ug/Kg	4.3	41	1.0
Hexachlorobenzene	<83	ug/Kg	5.9	83	1.0
Hexachlorobutadiene	<210	ug/Kg	24	210	1.0
Hexachlorocyclopentadiene	<830	ug/Kg	140	830	1.0
Hexachloroethane	<210	ug/Kg	22	210	1.0
Indeno[1,2,3-cd]pyrene	<41	ug/Kg	5.3	41	1.0
Isophorone	<210	ug/Kg	17	210	1.0
Naphthalene	<41	ug/Kg	4.2	41	1.0
Nitrobenzene	<41	ug/Kg	7.6	41	1.0
1,4-Dichlorobenzene	<210	ug/Kg	22	210	1.0
2,2'-oxybis[1-chloropropane]	<210	ug/Kg	22	210	1.0
N-Nitrosodi-n-propylamine	<210	ug/Kg	29	210	1.0
N-Nitrosodiphenylamine	<210	ug/Kg	12	210	1.0
Pentachlorophenol	<830	ug/Kg	150	830	1.0
Phenanthrene	<41	ug/Kg	3.6	41	1.0
Phenol	<210	ug/Kg	36	210	1.0
Pyrene	<41	ug/Kg	4.8	41	1.0
1,2-Dichlorobenzene	<210	ug/Kg	20	210	1.0
1,2,4-Trichlorobenzene	<210	ug/Kg	20	210	1.0
3 & 4 Methylphenol	<210	ug/Kg	38	210	1.0

Surrogate			Acceptance Limits
2-Fluorobiphenyl	56	%	33 - 114
2-Fluorophenol	55	%	25 - 111
Nitrobenzene-d5	54	%	21 - 116
Phenol-d5	59	%	31 - 110
2,4,6-Tribromophenol	85	%	32 - 138
Terphenyl-d14	81	%	48 - 146

Method: 6010B Date Analyzed: 06/25/2008 1644
Prep Method: 3050B Date Prepared: 06/25/2008 1052

Cadmium	<0.13	mg/Kg	0.021	0.13	1.0

Mr. Dean Tiebout
Ecology and Environment, Inc.
33 West Monroe St.
Suite 550
Chicago, IL 60603

Job Number: 500-12199-1

Client Sample ID: E03HAB08 (2-4)
Lab Sample ID: 500-12199-2

Date Sampled: 06/24/2008 1030
Date Received: 06/25/2008 1020
Client Matrix: Solid
Percent Solids: 78

Analyte	Result/Qualifier		Unit	MDL	RL	Dilution
Method: 6010B			Date Analyzed:	06/25/2008 1716		
Prep Method: 3050B			Date Prepared:	06/25/2008 1052		
Antimony	<1.3		mg/Kg	0.18	1.3	1.0
Arsenic	5.4		mg/Kg	0.18	0.63	1.0
Beryllium	0.91		mg/Kg	0.0063	0.25	1.0
Chromium	24	B	mg/Kg	0.055	0.63	1.0
Copper	18		mg/Kg	0.28	0.63	1.0
Lead	12	B	mg/Kg	0.069	0.31	1.0
Nickel	23	B	mg/Kg	0.039	0.63	1.0
Selenium	0.36	J	mg/Kg	0.24	0.63	1.0
Silver	<0.31		mg/Kg	0.063	0.31	1.0
Thallium	0.51	J	mg/Kg	0.21	0.63	1.0
Zinc	48	B	mg/Kg	0.11	1.3	1.0
Barium	150	B	mg/Kg	0.020	0.63	1.0
Method: 7471A			Date Analyzed:	06/25/2008 1533		
Prep Method: 7471A			Date Prepared:	06/25/2008 1400		
Mercury	0.012	J	mg/Kg	0.0086	0.021	1.0
Method: 9045C			Date Analyzed:	06/26/2008 1132		
pH	8.07		SU	0.200	0.200	1.0
Method: PercentMoisture			Date Analyzed:	06/25/2008 2337		
Percent Moisture	22		%	0.10	0.10	1.0

Mr. Dean Tiebout
Ecology and Environment, Inc.
33 West Monroe St.
Suite 550
Chicago, IL 60603

Job Number: 500-12199-1

Client Sample ID: E03HAB09 (0-2)
Lab Sample ID: 500-12199-3

Date Sampled: 06/24/2008 1135
Date Received: 06/25/2008 1020
Client Matrix: Solid
Percent Solids: 81

Analyte	Result/Qualifier	Unit	MDL	RL	Dilution
Method: 8260B		Date Analyzed:	06/25/2008 1417		
Prep Method: 5035		Date Prepared:	06/25/2008 1123		
Acetone	<5.3	ug/Kg	2.0	5.3	1.0
Benzene	<5.3	ug/Kg	0.91	5.3	1.0
Bromodichloromethane	<5.3	ug/Kg	0.83	5.3	1.0
Bromoform	<5.3	ug/Kg	1.1	5.3	1.0
Bromomethane	<5.3	ug/Kg	2.4	5.3	1.0
Methyl Ethyl Ketone	<5.3	ug/Kg	1.9	5.3	1.0
Carbon disulfide	<5.3	ug/Kg	1.0	5.3	1.0
Carbon tetrachloride	<5.3	ug/Kg	1.0	5.3	1.0
Chlorobenzene	<5.3	ug/Kg	0.73	5.3	1.0
Chloroethane	<5.3	ug/Kg	1.3	5.3	1.0
Chloroform	<5.3	ug/Kg	1.0	5.3	1.0
Chloromethane	<5.3	ug/Kg	1.7	5.3	1.0
cis-1,2-Dichloroethene	<5.3	ug/Kg	1.0	5.3	1.0
cis-1,3-Dichloropropene	<5.3	ug/Kg	0.85	5.3	1.0
Dibromochloromethane	<5.3	ug/Kg	0.89	5.3	1.0
1,1-Dichloroethane	<5.3	ug/Kg	1.0	5.3	1.0
1,2-Dichloroethane	<5.3	ug/Kg	1.2	5.3	1.0
1,1-Dichloroethene	<5.3	ug/Kg	0.94	5.3	1.0
1,2-Dichloropropane	<5.3	ug/Kg	1.0	5.3	1.0
Ethylbenzene	<5.3	ug/Kg	0.76	5.3	1.0
2-Hexanone	<5.3	ug/Kg	1.3	5.3	1.0
Methylene Chloride	<5.3	ug/Kg	0.83	5.3	1.0
methyl isobutyl ketone	<5.3	ug/Kg	1.6	5.3	1.0
Methyl tert-butyl ether	<5.3	ug/Kg	1.4	5.3	1.0
Styrene	<5.3	ug/Kg	0.80	5.3	1.0
1,1,2,2-Tetrachloroethane	<5.3	ug/Kg	1.3	5.3	1.0
Tetrachloroethene	<5.3	ug/Kg	0.85	5.3	1.0
Toluene	<5.3	ug/Kg	0.94	5.3	1.0
trans-1,2-Dichloroethene	<5.3	ug/Kg	1.1	5.3	1.0
trans-1,3-Dichloropropene	<5.3	ug/Kg	1.0	5.3	1.0
1,1,1-Trichloroethane	<5.3	ug/Kg	0.95	5.3	1.0
1,1,2-Trichloroethane	<5.3	ug/Kg	1.9	5.3	1.0
Trichloroethene	<5.3	ug/Kg	1.0	5.3	1.0
Vinyl chloride	<5.3	ug/Kg	1.5	5.3	1.0
Xylenes, Total	<11	ug/Kg	1.6	11	1.0
1,3-Dichloropropene, Total	<5.3	ug/Kg	1.0	5.3	1.0
Surrogate				Acceptance Limits	
4-Bromofluorobenzene (Surr)	108	%		75 - 120	

Mr. Dean Tiebout
Ecology and Environment, Inc.
33 West Monroe St.
Suite 550
Chicago, IL 60603

Job Number: 500-12199-1

Client Sample ID: E03HAB09 (0-2)
Lab Sample ID: 500-12199-3

Date Sampled: 06/24/2008 1135
Date Received: 06/25/2008 1020
Client Matrix: Solid
Percent Solids: 81

Analyte	Result/Qualifier	Unit	MDL	RL	Dilution
Surrogate				Acceptance Limits	
Dibromofluoromethane	124	%		75 - 140	
1,2-Dichloroethane-d4 (Surr)	121	%		75 - 140	
Toluene-d8 (Surr)	110	%		75 - 130	
Method: 8270C		Date Analyzed:		06/26/2008 1435	
Prep Method: 3541		Date Prepared:		06/25/2008 1310	
2,4,5-Trichlorophenol	<400	ug/Kg	56	400	1.0
2,4,6-Trichlorophenol	<400	ug/Kg	41	400	1.0
2,4-Dichlorophenol	<400	ug/Kg	43	400	1.0
2,4-Dimethylphenol	<400	ug/Kg	74	400	1.0
2,4-Dinitrophenol	<810	ug/Kg	220	810	1.0
2,4-Dinitrotoluene	<200	ug/Kg	22	200	1.0
2,6-Dinitrotoluene	<200	ug/Kg	21	200	1.0
2-Chloronaphthalene	<200	ug/Kg	18	200	1.0
2-Chlorophenol	<200	ug/Kg	35	200	1.0
2-Methylnaphthalene	<200	ug/Kg	23	200	1.0
2-Methylphenol	<200	ug/Kg	40	200	1.0
2-Nitroaniline	<200	ug/Kg	22	200	1.0
2-Nitrophenol	<400	ug/Kg	49	400	1.0
3,3'-Dichlorobenzidine	<200	ug/Kg	59	200	1.0
3-Nitroaniline	<400	ug/Kg	79	400	1.0
4,6-Dinitro-2-methylphenol	<400	ug/Kg	49	400	1.0
4-Bromophenyl phenyl ether	<200	ug/Kg	16	200	1.0
4-Chloro-3-methylphenol	<400	ug/Kg	98	400	1.0
4-Chloroaniline	<810	ug/Kg	150	810	1.0
4-Chlorophenyl phenyl ether	<200	ug/Kg	17	200	1.0
4-Nitroaniline	<400	ug/Kg	86	400	1.0
4-Nitrophenol	<810	ug/Kg	70	810	1.0
Acenaphthene	<40	ug/Kg	5.1	40	1.0
Acenaphthylene	<40	ug/Kg	4.2	40	1.0
Anthracene	<40	ug/Kg	4.7	40	1.0
Benzo[a]anthracene	<40	ug/Kg	5.1	40	1.0
Benzo[a]pyrene	<40	ug/Kg	3.7	40	1.0
Benzo[b]fluoranthene	<40	ug/Kg	8.8	40	1.0
Benzo[g,h,i]perylene	<40	ug/Kg	6.9	40	1.0
Benzo[k]fluoranthene	<40	ug/Kg	8.6	40	1.0
Bis(2-chloroethoxy)methane	<200	ug/Kg	25	200	1.0
Bis(2-chloroethyl)ether	<200	ug/Kg	26	200	1.0
Bis(2-ethylhexyl) phthalate	<200	ug/Kg	34	200	1.0
Butyl benzyl phthalate	<200	ug/Kg	18	200	1.0

Mr. Dean Tiebout
Ecology and Environment, Inc.
33 West Monroe St.
Suite 550
Chicago, IL 60603

Job Number: 500-12199-1

Client Sample ID: E03HAB09 (0-2)
Lab Sample ID: 500-12199-3

Date Sampled: 06/24/2008 1135
Date Received: 06/25/2008 1020
Client Matrix: Solid
Percent Solids: 81

Analyte	Result/Qualifier	Unit	MDL	RL	Dilution
Carbazole	<200	ug/Kg	15	200	1.0
Chrysene	<40	ug/Kg	6.3	40	1.0
Dibenz(a,h)anthracene	<40	ug/Kg	5.0	40	1.0
Dibenzofuran	<200	ug/Kg	15	200	1.0
Diethyl phthalate	<200	ug/Kg	21	200	1.0
Dimethyl phthalate	<200	ug/Kg	15	200	1.0
Di-n-butyl phthalate	<200	ug/Kg	16	200	1.0
Di-n-octyl phthalate	<200	ug/Kg	18	200	1.0
1,3-Dichlorobenzene	<200	ug/Kg	21	200	1.0
Fluoranthene	<40	ug/Kg	5.2	40	1.0
Fluorene	<40	ug/Kg	4.2	40	1.0
Hexachlorobenzene	<81	ug/Kg	5.8	81	1.0
Hexachlorobutadiene	<200	ug/Kg	23	200	1.0
Hexachlorocyclopentadiene	<810	ug/Kg	140	810	1.0
Hexachloroethane	<200	ug/Kg	21	200	1.0
Indeno[1,2,3-cd]pyrene	<40	ug/Kg	5.2	40	1.0
Isophorone	<200	ug/Kg	16	200	1.0
Naphthalene	<40	ug/Kg	4.1	40	1.0
Nitrobenzene	<40	ug/Kg	7.4	40	1.0
1,4-Dichlorobenzene	<200	ug/Kg	22	200	1.0
2,2'-oxybis[1-chloropropane]	<200	ug/Kg	21	200	1.0
N-Nitrosodi-n-propylamine	<200	ug/Kg	28	200	1.0
N-Nitrosodiphenylamine	<200	ug/Kg	12	200	1.0
Pentachlorophenol	<810	ug/Kg	150	810	1.0
Phenanthrene	<40	ug/Kg	3.5	40	1.0
Phenol	<200	ug/Kg	35	200	1.0
Pyrene	<40	ug/Kg	4.7	40	1.0
1,2-Dichlorobenzene	<200	ug/Kg	20	200	1.0
1,2,4-Trichlorobenzene	<200	ug/Kg	20	200	1.0
3 & 4 Methylphenol	<200	ug/Kg	37	200	1.0

Surrogate			Acceptance Limits
2-Fluorobiphenyl	70	%	33 - 114
2-Fluorophenol	66	%	25 - 111
Nitrobenzene-d5	70	%	21 - 116
Phenol-d5	70	%	31 - 110
2,4,6-Tribromophenol	103	%	32 - 138
Terphenyl-d14	79	%	48 - 146

Method: 8082 Date Analyzed: 06/26/2008 1320
Prep Method: 3541 Date Prepared: 06/25/2008 1404

PCB-1016	<20	ug/Kg	8.7	20	1.0

Mr. Dean Tiebout
Ecology and Environment, Inc.
33 West Monroe St.
Suite 550
Chicago, IL 60603

Job Number: 500-12199-1

Client Sample ID: E03HAB09 (0-2)
Lab Sample ID: 500-12199-3

Date Sampled: 06/24/2008 1135
Date Received: 06/25/2008 1020
Client Matrix: Solid
Percent Solids: 81

Analyte	Result/Qualifier		Unit	MDL	RL	Dilution
PCB-1221	<20		ug/Kg	11	20	1.0
PCB-1232	<20		ug/Kg	7.5	20	1.0
PCB-1242	<20		ug/Kg	12	20	1.0
PCB-1248	<20		ug/Kg	10	20	1.0
PCB-1254	<20		ug/Kg	7.2	20	1.0
PCB-1260	<20		ug/Kg	7.5	20	1.0
Polychlorinated biphenyls, Total	<20		ug/Kg	7.2	20	1.0

Surrogate			Acceptance Limits
Tetrachloro-m-xylene	71	%	32 - 127
DCB Decachlorobiphenyl	84	%	44 - 140

Method: 6010B			Date Analyzed:		06/25/2008 1651	
Prep Method: 3050B			Date Prepared:		06/25/2008 1052	
Cadmium	<0.12		mg/Kg	0.019	0.12	1.0
Method: 6010B			Date Analyzed:		06/25/2008 1722	
Prep Method: 3050B			Date Prepared:		06/25/2008 1052	
Antimony	<1.2		mg/Kg	0.17	1.2	1.0
Arsenic	6.9		mg/Kg	0.17	0.58	1.0
Beryllium	0.90		mg/Kg	0.0058	0.23	1.0
Chromium	24	B	mg/Kg	0.051	0.58	1.0
Copper	17		mg/Kg	0.26	0.58	1.0
Lead	14	B	mg/Kg	0.064	0.29	1.0
Nickel	27	B	mg/Kg	0.036	0.58	1.0
Selenium	0.24	J	mg/Kg	0.22	0.58	1.0
Silver	0.078	J	mg/Kg	0.058	0.29	1.0
Thallium	0.48	J	mg/Kg	0.19	0.58	1.0
Zinc	48	B	mg/Kg	0.11	1.2	1.0
Barium	140	B	mg/Kg	0.019	0.58	1.0
Method: 7471A			Date Analyzed:		06/25/2008 1546	
Prep Method: 7471A			Date Prepared:		06/25/2008 1400	
Mercury	0.011	J	mg/Kg	0.0082	0.020	1.0
Method: 9045C			Date Analyzed:		06/26/2008 1134	
pH	7.77		SU	0.200	0.200	1.0
Method: PercentMoisture			Date Analyzed:		06/25/2008 2337	
Percent Moisture	20		%	0.10	0.10	1.0

Mr. Dean Tiebout
Ecology and Environment, Inc.
33 West Monroe St.
Suite 550
Chicago, IL 60603

Job Number: 500-12199-1

Client Sample ID: E03HAB10 (0-2)
Lab Sample ID: 500-12199-4

Date Sampled: 06/24/2008 1315
Date Received: 06/25/2008 1020
Client Matrix: Solid
Percent Solids: 80

Analyte	Result/Qualifier	Unit	MDL	RL	Dilution
Method: 8260B		Date Analyzed:	06/25/2008 1443		
Prep Method: 5035		Date Prepared:	06/25/2008 1123		
Acetone	<5.5	ug/Kg	2.1	5.5	1.0
Benzene	<5.5	ug/Kg	0.93	5.5	1.0
Bromodichloromethane	<5.5	ug/Kg	0.86	5.5	1.0
Bromoform	<5.5	ug/Kg	1.1	5.5	1.0
Bromomethane	<5.5	ug/Kg	2.4	5.5	1.0
Methyl Ethyl Ketone	<5.5	ug/Kg	2.0	5.5	1.0
Carbon disulfide	<5.5	ug/Kg	1.0	5.5	1.0
Carbon tetrachloride	<5.5	ug/Kg	1.0	5.5	1.0
Chlorobenzene	<5.5	ug/Kg	0.75	5.5	1.0
Chloroethane	<5.5	ug/Kg	1.3	5.5	1.0
Chloroform	<5.5	ug/Kg	1.1	5.5	1.0
Chloromethane	<5.5	ug/Kg	1.8	5.5	1.0
cis-1,2-Dichloroethene	<5.5	ug/Kg	1.1	5.5	1.0
cis-1,3-Dichloropropene	<5.5	ug/Kg	0.88	5.5	1.0
Dibromochloromethane	<5.5	ug/Kg	0.91	5.5	1.0
1,1-Dichloroethane	<5.5	ug/Kg	1.1	5.5	1.0
1,2-Dichloroethane	<5.5	ug/Kg	1.2	5.5	1.0
1,1-Dichloroethene	<5.5	ug/Kg	0.97	5.5	1.0
1,2-Dichloropropane	<5.5	ug/Kg	1.0	5.5	1.0
Ethylbenzene	<5.5	ug/Kg	0.78	5.5	1.0
2-Hexanone	<5.5	ug/Kg	1.3	5.5	1.0
Methylene Chloride	<5.5	ug/Kg	0.86	5.5	1.0
methyl isobutyl ketone	<5.5	ug/Kg	1.6	5.5	1.0
Methyl tert-butyl ether	<5.5	ug/Kg	1.4	5.5	1.0
Styrene	<5.5	ug/Kg	0.82	5.5	1.0
1,1,2,2-Tetrachloroethane	<5.5	ug/Kg	1.3	5.5	1.0
Tetrachloroethene	<5.5	ug/Kg	0.88	5.5	1.0
Toluene	<5.5	ug/Kg	0.97	5.5	1.0
trans-1,2-Dichloroethene	<5.5	ug/Kg	1.1	5.5	1.0
trans-1,3-Dichloropropene	<5.5	ug/Kg	1.1	5.5	1.0
1,1,1-Trichloroethane	<5.5	ug/Kg	0.98	5.5	1.0
1,1,2-Trichloroethane	<5.5	ug/Kg	2.0	5.5	1.0
Trichloroethene	<5.5	ug/Kg	1.1	5.5	1.0
Vinyl chloride	<5.5	ug/Kg	1.5	5.5	1.0
Xylenes, Total	<11	ug/Kg	1.6	11	1.0
1,3-Dichloropropene, Total	<5.5	ug/Kg	1.1	5.5	1.0
Surrogate				Acceptance Limits	
4-Bromofluorobenzene (Surr)	109	%		75 - 120	

Mr. Dean Tiebout
Ecology and Environment, Inc.
33 West Monroe St.
Suite 550
Chicago, IL 60603

Job Number: 500-12199-1

Client Sample ID: E03HAB10 (0-2)
Lab Sample ID: 500-12199-4

Date Sampled: 06/24/2008 1315
Date Received: 06/25/2008 1020
Client Matrix: Solid
Percent Solids: 80

Analyte	Result/Qualifier	Unit	MDL	RL	Dilution
Surrogate				Acceptance Limits	
Dibromofluoromethane	126	%		75 - 140	
1,2-Dichloroethane-d4 (Surr)	126	%		75 - 140	
Toluene-d8 (Surr)	112	%		75 - 130	
Method: 8270C		Date Analyzed:		06/26/2008 1456	
Prep Method: 3541		Date Prepared:		06/25/2008 1310	
2,4,5-Trichlorophenol	<410	ug/Kg	57	410	1.0
2,4,6-Trichlorophenol	<410	ug/Kg	41	410	1.0
2,4-Dichlorophenol	<410	ug/Kg	44	410	1.0
2,4-Dimethylphenol	<410	ug/Kg	75	410	1.0
2,4-Dinitrophenol	<820	ug/Kg	220	820	1.0
2,4-Dinitrotoluene	<210	ug/Kg	22	210	1.0
2,6-Dinitrotoluene	<210	ug/Kg	22	210	1.0
2-Chloronaphthalene	<210	ug/Kg	19	210	1.0
2-Chlorophenol	<210	ug/Kg	36	210	1.0
2-Methylnaphthalene	<210	ug/Kg	23	210	1.0
2-Methylphenol	<210	ug/Kg	41	210	1.0
2-Nitroaniline	<210	ug/Kg	22	210	1.0
2-Nitrophenol	<410	ug/Kg	50	410	1.0
3,3'-Dichlorobenzidine	<210	ug/Kg	60	210	1.0
3-Nitroaniline	<410	ug/Kg	80	410	1.0
4,6-Dinitro-2-methylphenol	<410	ug/Kg	49	410	1.0
4-Bromophenyl phenyl ether	<210	ug/Kg	16	210	1.0
4-Chloro-3-methylphenol	<410	ug/Kg	100	410	1.0
4-Chloroaniline	<820	ug/Kg	160	820	1.0
4-Chlorophenyl phenyl ether	<210	ug/Kg	17	210	1.0
4-Nitroaniline	<410	ug/Kg	88	410	1.0
4-Nitrophenol	<820	ug/Kg	71	820	1.0
Acenaphthene	<41	ug/Kg	5.2	41	1.0
Acenaphthylene	<41	ug/Kg	4.3	41	1.0
Anthracene	<41	ug/Kg	4.8	41	1.0
Benzo[a]anthracene	<41	ug/Kg	5.2	41	1.0
Benzo[a]pyrene	<41	ug/Kg	3.8	41	1.0
Benzo[b]fluoranthene	<41	ug/Kg	9.0	41	1.0
Benzo[g,h,i]perylene	<41	ug/Kg	7.0	41	1.0
Benzo[k]fluoranthene	<41	ug/Kg	8.7	41	1.0
Bis(2-chloroethoxy)methane	<210	ug/Kg	25	210	1.0
Bis(2-chloroethyl)ether	<210	ug/Kg	27	210	1.0
Bis(2-ethylhexyl) phthalate	<210	ug/Kg	35	210	1.0
Butyl benzyl phthalate	<210	ug/Kg	18	210	1.0

Mr. Dean Tiebout
Ecology and Environment, Inc.
33 West Monroe St.
Suite 550
Chicago, IL 60603

Job Number: 500-12199-1

Client Sample ID: E03HAB10 (0-2)
Lab Sample ID: 500-12199-4

Date Sampled: 06/24/2008 1315
Date Received: 06/25/2008 1020
Client Matrix: Solid
Percent Solids: 80

Analyte	Result/Qualifier	Unit	MDL	RL	Dilution
Carbazole	<210	ug/Kg	15	210	1.0
Chrysene	<41	ug/Kg	6.4	41	1.0
Dibenz(a,h)anthracene	<41	ug/Kg	5.0	41	1.0
Dibenzofuran	<210	ug/Kg	15	210	1.0
Diethyl phthalate	<210	ug/Kg	21	210	1.0
Dimethyl phthalate	<210	ug/Kg	16	210	1.0
Di-n-butyl phthalate	<210	ug/Kg	16	210	1.0
Di-n-octyl phthalate	<210	ug/Kg	18	210	1.0
1,3-Dichlorobenzene	<210	ug/Kg	21	210	1.0
Fluoranthene	<41	ug/Kg	5.3	41	1.0
Fluorene	<41	ug/Kg	4.3	41	1.0
Hexachlorobenzene	<82	ug/Kg	5.9	82	1.0
Hexachlorobutadiene	<210	ug/Kg	24	210	1.0
Hexachlorocyclopentadiene	<820	ug/Kg	140	820	1.0
Hexachloroethane	<210	ug/Kg	22	210	1.0
Indeno[1,2,3-cd]pyrene	<41	ug/Kg	5.3	41	1.0
Isophorone	<210	ug/Kg	17	210	1.0
Naphthalene	<41	ug/Kg	4.2	41	1.0
Nitrobenzene	<41	ug/Kg	7.5	41	1.0
1,4-Dichlorobenzene	<210	ug/Kg	22	210	1.0
2,2'-oxybis[1-chloropropane]	<210	ug/Kg	21	210	1.0
N-Nitrosodi-n-propylamine	<210	ug/Kg	28	210	1.0
N-Nitrosodiphenylamine	<210	ug/Kg	12	210	1.0
Pentachlorophenol	<820	ug/Kg	150	820	1.0
Phenanthrene	<41	ug/Kg	3.6	41	1.0
Phenol	<210	ug/Kg	36	210	1.0
Pyrene	<41	ug/Kg	4.8	41	1.0
1,2-Dichlorobenzene	<210	ug/Kg	20	210	1.0
1,2,4-Trichlorobenzene	<210	ug/Kg	20	210	1.0
3 & 4 Methylphenol	<210	ug/Kg	38	210	1.0

Surrogate			Acceptance Limits
2-Fluorobiphenyl	68	%	33 - 114
2-Fluorophenol	64	%	25 - 111
Nitrobenzene-d5	68	%	21 - 116
Phenol-d5	67	%	31 - 110
2,4,6-Tribromophenol	93	%	32 - 138
Terphenyl-d14	78	%	48 - 146

Method: 8082 Date Analyzed: 06/26/2008 1433
Prep Method: 3541 Date Prepared: 06/25/2008 1404

PCB-1016	<20	ug/Kg	8.4	20	1.0

Mr. Dean Tiebout
Ecology and Environment, Inc.
33 West Monroe St.
Suite 550
Chicago, IL 60603

Job Number: 500-12199-1

Client Sample ID: E03HAB10 (0-2)
Lab Sample ID: 500-12199-4

Date Sampled: 06/24/2008 1315
Date Received: 06/25/2008 1020
Client Matrix: Solid
Percent Solids: 80

Analyte	Result/Qualifier		Unit	MDL	RL	Dilution
PCB-1221	<20		ug/Kg	11	20	1.0
PCB-1232	<20		ug/Kg	7.2	20	1.0
PCB-1242	<20		ug/Kg	12	20	1.0
PCB-1248	<20		ug/Kg	10	20	1.0
PCB-1254	<20		ug/Kg	7.0	20	1.0
PCB-1260	<20		ug/Kg	7.2	20	1.0
Polychlorinated biphenyls, Total	<20		ug/Kg	7.0	20	1.0

Surrogate			Acceptance Limits
Tetrachloro-m-xylene	81	%	32 - 127
DCB Decachlorobiphenyl	76	%	44 - 140

Method: 6010B Date Analyzed: 06/25/2008 1658
Prep Method: 3050B Date Prepared: 06/25/2008 1052

Cadmium	<0.12		mg/Kg	0.019	0.12	1.0

Method: 6010B Date Analyzed: 06/25/2008 1728
Prep Method: 3050B Date Prepared: 06/25/2008 1052

Antimony	0.20	J	mg/Kg	0.17	1.2	1.0
Arsenic	5.5		mg/Kg	0.17	0.58	1.0
Beryllium	0.92		mg/Kg	0.0058	0.23	1.0
Chromium	24	B	mg/Kg	0.050	0.58	1.0
Copper	17		mg/Kg	0.26	0.58	1.0
Lead	14	B	mg/Kg	0.064	0.29	1.0
Nickel	25	B	mg/Kg	0.036	0.58	1.0
Selenium	0.38	J	mg/Kg	0.22	0.58	1.0
Silver	<0.29		mg/Kg	0.058	0.29	1.0
Thallium	0.53	J	mg/Kg	0.19	0.58	1.0
Zinc	56	B	mg/Kg	0.10	1.2	1.0
Barium	130	B	mg/Kg	0.019	0.58	1.0

Method: 7471A Date Analyzed: 06/25/2008 1548
Prep Method: 7471A Date Prepared: 06/25/2008 1400

Mercury	0.010	J	mg/Kg	0.0083	0.021	1.0

Method: 9045C Date Analyzed: 06/26/2008 1135

pH	7.25		SU	0.200	0.200	1.0

Method: PercentMoisture Date Analyzed: 06/25/2008 2337

Percent Moisture	20		%	0.10	0.10	1.0

Mr. Dean Tiebout
Ecology and Environment, Inc.
33 West Monroe St.
Suite 550
Chicago, IL 60603

Job Number: 500-12199-1

Client Sample ID: E03HAB11 (8-10)
Lab Sample ID: 500-12199-5

Date Sampled: 06/24/2008 1410
Date Received: 06/25/2008 1020
Client Matrix: Solid
Percent Solids: 81

Analyte	Result/Qualifier	Unit	MDL	RL	Dilution
Method: 8260B		Date Analyzed:	06/25/2008 1509		
Prep Method: 5035		Date Prepared:	06/25/2008 1123		
Acetone	<5.3	ug/Kg	2.0	5.3	1.0
Benzene	<5.3	ug/Kg	0.90	5.3	1.0
Bromodichloromethane	<5.3	ug/Kg	0.83	5.3	1.0
Bromoform	<5.3	ug/Kg	1.1	5.3	1.0
Bromomethane	<5.3	ug/Kg	2.3	5.3	1.0
Methyl Ethyl Ketone	<5.3	ug/Kg	1.9	5.3	1.0
Carbon disulfide	<5.3	ug/Kg	0.99	5.3	1.0
Carbon tetrachloride	<5.3	ug/Kg	0.99	5.3	1.0
Chlorobenzene	<5.3	ug/Kg	0.72	5.3	1.0
Chloroethane	<5.3	ug/Kg	1.3	5.3	1.0
Chloroform	<5.3	ug/Kg	1.0	5.3	1.0
Chloromethane	<5.3	ug/Kg	1.7	5.3	1.0
cis-1,2-Dichloroethene	<5.3	ug/Kg	1.0	5.3	1.0
cis-1,3-Dichloropropene	<5.3	ug/Kg	0.85	5.3	1.0
Dibromochloromethane	<5.3	ug/Kg	0.88	5.3	1.0
1,1-Dichloroethane	<5.3	ug/Kg	1.0	5.3	1.0
1,2-Dichloroethane	<5.3	ug/Kg	1.2	5.3	1.0
1,1-Dichloroethene	<5.3	ug/Kg	0.93	5.3	1.0
1,2-Dichloropropane	<5.3	ug/Kg	0.99	5.3	1.0
Ethylbenzene	<5.3	ug/Kg	0.75	5.3	1.0
2-Hexanone	<5.3	ug/Kg	1.3	5.3	1.0
Methylene Chloride	<5.3	ug/Kg	0.83	5.3	1.0
methyl isobutyl ketone	<5.3	ug/Kg	1.6	5.3	1.0
Methyl tert-butyl ether	<5.3	ug/Kg	1.4	5.3	1.0
Styrene	<5.3	ug/Kg	0.79	5.3	1.0
1,1,2,2-Tetrachloroethane	<5.3	ug/Kg	1.3	5.3	1.0
Tetrachloroethene	<5.3	ug/Kg	0.85	5.3	1.0
Toluene	<5.3	ug/Kg	0.93	5.3	1.0
trans-1,2-Dichloroethene	<5.3	ug/Kg	1.1	5.3	1.0
trans-1,3-Dichloropropene	<5.3	ug/Kg	1.0	5.3	1.0
1,1,1-Trichloroethane	<5.3	ug/Kg	0.94	5.3	1.0
1,1,2-Trichloroethane	<5.3	ug/Kg	1.9	5.3	1.0
Trichloroethene	<5.3	ug/Kg	1.0	5.3	1.0
Vinyl chloride	<5.3	ug/Kg	1.5	5.3	1.0
Xylenes, Total	<11	ug/Kg	1.6	11	1.0
1,3-Dichloropropene, Total	<5.3	ug/Kg	1.0	5.3	1.0

Surrogate			Acceptance Limits
4-Bromofluorobenzene (Surr)	109	%	75 - 120

Mr. Dean Tiebout
Ecology and Environment, Inc.
33 West Monroe St.
Suite 550
Chicago, IL 60603

Job Number: 500-12199-1

Client Sample ID: E03HAB11 (8-10)
Lab Sample ID: 500-12199-5

Date Sampled: 06/24/2008 1410
Date Received: 06/25/2008 1020
Client Matrix: Solid
Percent Solids: 81

Analyte	Result/Qualifier	Unit	MDL	RL	Dilution
Surrogate				Acceptance Limits	
Dibromofluoromethane	123	%		75 - 140	
1,2-Dichloroethane-d4 (Surr)	120	%		75 - 140	
Toluene-d8 (Surr)	112	%		75 - 130	
Method: 8270C		Date Analyzed:		06/26/2008 1517	
Prep Method: 3541		Date Prepared:		06/25/2008 1310	
2,4,5-Trichlorophenol	<390	ug/Kg	55	390	1.0
2,4,6-Trichlorophenol	<390	ug/Kg	40	390	1.0
2,4-Dichlorophenol	<390	ug/Kg	42	390	1.0
2,4-Dimethylphenol	<390	ug/Kg	73	390	1.0
2,4-Dinitrophenol	<790	ug/Kg	220	790	1.0
2,4-Dinitrotoluene	<200	ug/Kg	21	200	1.0
2,6-Dinitrotoluene	<200	ug/Kg	21	200	1.0
2-Chloronaphthalene	<200	ug/Kg	18	200	1.0
2-Chlorophenol	<200	ug/Kg	34	200	1.0
2-Methylnaphthalene	<200	ug/Kg	22	200	1.0
2-Methylphenol	<200	ug/Kg	39	200	1.0
2-Nitroaniline	<200	ug/Kg	22	200	1.0
2-Nitrophenol	<390	ug/Kg	48	390	1.0
3,3'-Dichlorobenzidine	<200	ug/Kg	58	200	1.0
3-Nitroaniline	<390	ug/Kg	77	390	1.0
4,6-Dinitro-2-methylphenol	<390	ug/Kg	48	390	1.0
4-Bromophenyl phenyl ether	<200	ug/Kg	16	200	1.0
4-Chloro-3-methylphenol	<390	ug/Kg	96	390	1.0
4-Chloroaniline	<790	ug/Kg	150	790	1.0
4-Chlorophenyl phenyl ether	<200	ug/Kg	16	200	1.0
4-Nitroaniline	<390	ug/Kg	85	390	1.0
4-Nitrophenol	<790	ug/Kg	69	790	1.0
Acenaphthene	<39	ug/Kg	5.0	39	1.0
Acenaphthylene	<39	ug/Kg	4.1	39	1.0
Anthracene	<39	ug/Kg	4.6	39	1.0
Benzo[a]anthracene	<39	ug/Kg	5.0	39	1.0
Benzo[a]pyrene	<39	ug/Kg	3.7	39	1.0
Benzo[b]fluoranthene	<39	ug/Kg	8.7	39	1.0
Benzo[g,h,i]perylene	<39	ug/Kg	6.8	39	1.0
Benzo[k]fluoranthene	<39	ug/Kg	8.4	39	1.0
Bis(2-chloroethoxy)methane	<200	ug/Kg	24	200	1.0
Bis(2-chloroethyl)ether	<200	ug/Kg	26	200	1.0
Bis(2-ethylhexyl) phthalate	<200	ug/Kg	33	200	1.0
Butyl benzyl phthalate	<200	ug/Kg	17	200	1.0

Mr. Dean Tiebout
Ecology and Environment, Inc.
33 West Monroe St.
Suite 550
Chicago, IL 60603

Job Number: 500-12199-1

Client Sample ID: E03HAB11 (8-10)
Lab Sample ID: 500-12199-5

Date Sampled: 06/24/2008 1410
Date Received: 06/25/2008 1020
Client Matrix: Solid
Percent Solids: 81

Analyte	Result/Qualifier	Unit	MDL	RL	Dilution
Carbazole	<200	ug/Kg	15	200	1.0
Chrysene	<39	ug/Kg	6.2	39	1.0
Dibenz(a,h)anthracene	<39	ug/Kg	4.9	39	1.0
Dibenzofuran	<200	ug/Kg	15	200	1.0
Diethyl phthalate	<200	ug/Kg	20	200	1.0
Dimethyl phthalate	<200	ug/Kg	15	200	1.0
Di-n-butyl phthalate	<200	ug/Kg	16	200	1.0
Di-n-octyl phthalate	<200	ug/Kg	18	200	1.0
1,3-Dichlorobenzene	<200	ug/Kg	21	200	1.0
Fluoranthene	<39	ug/Kg	5.1	39	1.0
Fluorene	<39	ug/Kg	4.1	39	1.0
Hexachlorobenzene	<79	ug/Kg	5.7	79	1.0
Hexachlorobutadiene	<200	ug/Kg	23	200	1.0
Hexachlorocyclopentadiene	<790	ug/Kg	130	790	1.0
Hexachloroethane	<200	ug/Kg	21	200	1.0
Indeno[1,2,3-cd]pyrene	<39	ug/Kg	5.1	39	1.0
Isophorone	<200	ug/Kg	16	200	1.0
Naphthalene	<39	ug/Kg	4.0	39	1.0
Nitrobenzene	<39	ug/Kg	7.2	39	1.0
1,4-Dichlorobenzene	<200	ug/Kg	21	200	1.0
2,2'-oxybis[1-chloropropane]	<200	ug/Kg	21	200	1.0
N-Nitrosodi-n-propylamine	<200	ug/Kg	27	200	1.0
N-Nitrosodiphenylamine	<200	ug/Kg	12	200	1.0
Pentachlorophenol	<790	ug/Kg	140	790	1.0
Phenanthrene	<39	ug/Kg	3.4	39	1.0
Phenol	<200	ug/Kg	35	200	1.0
Pyrene	<39	ug/Kg	4.6	39	1.0
1,2-Dichlorobenzene	<200	ug/Kg	20	200	1.0
1,2,4-Trichlorobenzene	<200	ug/Kg	19	200	1.0
3 & 4 Methylphenol	<200	ug/Kg	37	200	1.0

Surrogate			Acceptance Limits
2-Fluorobiphenyl	69	%	33 - 114
2-Fluorophenol	63	%	25 - 111
Nitrobenzene-d5	71	%	21 - 116
Phenol-d5	64	%	31 - 110
2,4,6-Tribromophenol	80	%	32 - 138
Terphenyl-d14	76	%	48 - 146

Method: 6010B Date Analyzed: 06/25/2008 1728
Prep Method: 3050B Date Prepared: 06/25/2008 1052

Cadmium	<0.12	mg/Kg	0.019	0.12	1.0

Mr. Dean Tiebout
Ecology and Environment, Inc.
33 West Monroe St.
Suite 550
Chicago, IL 60603

Job Number: 500-12199-1

Client Sample ID: E03HAB11 (8-10)
Lab Sample ID: 500-12199-5

Date Sampled: 06/24/2008 1410
Date Received: 06/25/2008 1020
Client Matrix: Solid
Percent Solids: 81

Analyte	Result/Qualifier		Unit	MDL	RL	Dilution
Method: 6010B			Date Analyzed:	06/25/2008 1756		
Prep Method: 3050B			Date Prepared:	06/25/2008 1052		
Antimony	0.21	J	mg/Kg	0.17	1.2	1.0
Arsenic	7.4		mg/Kg	0.17	0.58	1.0
Beryllium	0.76		mg/Kg	0.0058	0.23	1.0
Chromium	22	B	mg/Kg	0.050	0.58	1.0
Copper	23		mg/Kg	0.26	0.58	1.0
Lead	13	B	mg/Kg	0.064	0.29	1.0
Nickel	23	B	mg/Kg	0.036	0.58	1.0
Selenium	<0.58		mg/Kg	0.22	0.58	1.0
Silver	<0.29		mg/Kg	0.058	0.29	1.0
Thallium	<0.58		mg/Kg	0.19	0.58	1.0
Zinc	50	B	mg/Kg	0.10	1.2	1.0
Barium	83	B	mg/Kg	0.019	0.58	1.0
Method: 7471A			Date Analyzed:	06/25/2008 1550		
Prep Method: 7471A			Date Prepared:	06/25/2008 1400		
Mercury	0.010	J	mg/Kg	0.0082	0.021	1.0
Method: 9045C			Date Analyzed:	06/26/2008 1137		
pH	8.15		SU	0.200	0.200	1.0
Method: PercentMoisture			Date Analyzed:	06/25/2008 2337		
Percent Moisture	19		%	0.10	0.10	1.0

Mr. Dean Tiebout
Ecology and Environment, Inc.
33 West Monroe St.
Suite 550
Chicago, IL 60603

Job Number: 500-12199-1

Client Sample ID: E03HAB12 (4-6)
Lab Sample ID: 500-12199-6

Date Sampled: 06/24/2008 1530
Date Received: 06/25/2008 1020
Client Matrix: Solid
Percent Solids: 82

Analyte	Result/Qualifier		Unit	MDL	RL	Dilution
Method: 8260B			Date Analyzed:	06/25/2008 1534		
Prep Method: 5035			Date Prepared:	06/25/2008 1123		
Acetone	24		ug/Kg	2.0	5.3	1.0
Benzene	<5.3		ug/Kg	0.89	5.3	1.0
Bromodichloromethane	<5.3		ug/Kg	0.82	5.3	1.0
Bromoform	<5.3		ug/Kg	1.1	5.3	1.0
Bromomethane	<5.3		ug/Kg	2.3	5.3	1.0
Methyl Ethyl Ketone	4.4	J	ug/Kg	1.9	5.3	1.0
Carbon disulfide	<5.3		ug/Kg	0.99	5.3	1.0
Carbon tetrachloride	<5.3		ug/Kg	0.99	5.3	1.0
Chlorobenzene	<5.3		ug/Kg	0.72	5.3	1.0
Chloroethane	<5.3		ug/Kg	1.3	5.3	1.0
Chloroform	<5.3		ug/Kg	1.0	5.3	1.0
Chloromethane	<5.3		ug/Kg	1.7	5.3	1.0
cis-1,2-Dichloroethene	<5.3		ug/Kg	1.0	5.3	1.0
cis-1,3-Dichloropropene	<5.3		ug/Kg	0.84	5.3	1.0
Dibromochloromethane	<5.3		ug/Kg	0.87	5.3	1.0
1,1-Dichloroethane	<5.3		ug/Kg	1.0	5.3	1.0
1,2-Dichloroethane	<5.3		ug/Kg	1.2	5.3	1.0
1,1-Dichloroethene	<5.3		ug/Kg	0.93	5.3	1.0
1,2-Dichloropropane	<5.3		ug/Kg	0.99	5.3	1.0
Ethylbenzene	<5.3		ug/Kg	0.75	5.3	1.0
2-Hexanone	<5.3		ug/Kg	1.3	5.3	1.0
Methylene Chloride	<5.3		ug/Kg	0.82	5.3	1.0
methyl isobutyl ketone	<5.3		ug/Kg	1.6	5.3	1.0
Methyl tert-butyl ether	<5.3		ug/Kg	1.4	5.3	1.0
Styrene	<5.3		ug/Kg	0.79	5.3	1.0
1,1,2,2-Tetrachloroethane	<5.3		ug/Kg	1.3	5.3	1.0
Tetrachloroethene	<5.3		ug/Kg	0.84	5.3	1.0
Toluene	<5.3		ug/Kg	0.93	5.3	1.0
trans-1,2-Dichloroethene	<5.3		ug/Kg	1.1	5.3	1.0
trans-1,3-Dichloropropene	<5.3		ug/Kg	1.0	5.3	1.0
1,1,1-Trichloroethane	<5.3		ug/Kg	0.94	5.3	1.0
1,1,2-Trichloroethane	<5.3		ug/Kg	1.9	5.3	1.0
Trichloroethene	<5.3		ug/Kg	1.0	5.3	1.0
Vinyl chloride	<5.3		ug/Kg	1.5	5.3	1.0
Xylenes, Total	<11		ug/Kg	1.6	11	1.0
1,3-Dichloropropene, Total	<5.3		ug/Kg	1.0	5.3	1.0

Surrogate			Acceptance Limits
4-Bromofluorobenzene (Surr)	104	%	75 - 120

Mr. Dean Tiebout
Ecology and Environment, Inc.
33 West Monroe St.
Suite 550
Chicago, IL 60603

Job Number: 500-12199-1

Client Sample ID: E03HAB12 (4-6)
Lab Sample ID: 500-12199-6

Date Sampled: 06/24/2008 1530
Date Received: 06/25/2008 1020
Client Matrix: Solid
Percent Solids: 82

Analyte	Result/Qualifier	Unit	MDL	RL	Dilution
Surrogate				Acceptance Limits	
Dibromofluoromethane	122	%		75 - 140	
1,2-Dichloroethane-d4 (Surr)	117	%		75 - 140	
Toluene-d8 (Surr)	106	%		75 - 130	
Method: 8270C		Date Analyzed:		06/26/2008 1539	
Prep Method: 3541		Date Prepared:		06/25/2008 1310	
2,4,5-Trichlorophenol	<400	ug/Kg	56	400	1.0
2,4,6-Trichlorophenol	<400	ug/Kg	41	400	1.0
2,4-Dichlorophenol	<400	ug/Kg	43	400	1.0
2,4-Dimethylphenol	<400	ug/Kg	74	400	1.0
2,4-Dinitrophenol	<810	ug/Kg	220	810	1.0
2,4-Dinitrotoluene	<200	ug/Kg	22	200	1.0
2,6-Dinitrotoluene	<200	ug/Kg	22	200	1.0
2-Chloronaphthalene	<200	ug/Kg	18	200	1.0
2-Chlorophenol	<200	ug/Kg	35	200	1.0
2-Methylnaphthalene	<200	ug/Kg	23	200	1.0
2-Methylphenol	<200	ug/Kg	40	200	1.0
2-Nitroaniline	<200	ug/Kg	22	200	1.0
2-Nitrophenol	<400	ug/Kg	49	400	1.0
3,3'-Dichlorobenzidine	<200	ug/Kg	59	200	1.0
3-Nitroaniline	<400	ug/Kg	79	400	1.0
4,6-Dinitro-2-methylphenol	<400	ug/Kg	49	400	1.0
4-Bromophenyl phenyl ether	<200	ug/Kg	16	200	1.0
4-Chloro-3-methylphenol	<400	ug/Kg	99	400	1.0
4-Chloroaniline	<810	ug/Kg	160	810	1.0
4-Chlorophenyl phenyl ether	<200	ug/Kg	17	200	1.0
4-Nitroaniline	<400	ug/Kg	87	400	1.0
4-Nitrophenol	<810	ug/Kg	70	810	1.0
Acenaphthene	<40	ug/Kg	5.1	40	1.0
Acenaphthylene	<40	ug/Kg	4.3	40	1.0
Anthracene	<40	ug/Kg	4.7	40	1.0
Benzo[a]anthracene	<40	ug/Kg	5.1	40	1.0
Benzo[a]pyrene	<40	ug/Kg	3.8	40	1.0
Benzo[b]fluoranthene	<40	ug/Kg	8.9	40	1.0
Benzo[g,h,i]perylene	<40	ug/Kg	6.9	40	1.0
Benzo[k]fluoranthene	<40	ug/Kg	8.6	40	1.0
Bis(2-chloroethoxy)methane	<200	ug/Kg	25	200	1.0
Bis(2-chloroethyl)ether	<200	ug/Kg	26	200	1.0
Bis(2-ethylhexyl) phthalate	<200	ug/Kg	34	200	1.0
Butyl benzyl phthalate	<200	ug/Kg	18	200	1.0

Mr. Dean Tiebout
Ecology and Environment, Inc.
33 West Monroe St.
Suite 550
Chicago, IL 60603

Job Number: 500-12199-1

Client Sample ID: E03HAB12 (4-6)
Lab Sample ID: 500-12199-6

Date Sampled: 06/24/2008 1530
Date Received: 06/25/2008 1020
Client Matrix: Solid
Percent Solids: 82

Analyte	Result/Qualifier	Unit	MDL	RL	Dilution
Carbazole	<200	ug/Kg	15	200	1.0
Chrysene	<40	ug/Kg	6.3	40	1.0
Dibenz(a,h)anthracene	<40	ug/Kg	5.0	40	1.0
Dibenzofuran	<200	ug/Kg	15	200	1.0
Diethyl phthalate	<200	ug/Kg	21	200	1.0
Dimethyl phthalate	<200	ug/Kg	16	200	1.0
Di-n-butyl phthalate	<200	ug/Kg	16	200	1.0
Di-n-octyl phthalate	<200	ug/Kg	18	200	1.0
1,3-Dichlorobenzene	<200	ug/Kg	21	200	1.0
Fluoranthene	<40	ug/Kg	5.2	40	1.0
Fluorene	<40	ug/Kg	4.3	40	1.0
Hexachlorobenzene	<81	ug/Kg	5.8	81	1.0
Hexachlorobutadiene	<200	ug/Kg	23	200	1.0
Hexachlorocyclopentadiene	<810	ug/Kg	140	810	1.0
Hexachloroethane	<200	ug/Kg	21	200	1.0
Indeno[1,2,3-cd]pyrene	<40	ug/Kg	5.2	40	1.0
Isophorone	<200	ug/Kg	16	200	1.0
Naphthalene	<40	ug/Kg	4.1	40	1.0
Nitrobenzene	<40	ug/Kg	7.4	40	1.0
1,4-Dichlorobenzene	<200	ug/Kg	22	200	1.0
2,2'-oxybis[1-chloropropane]	<200	ug/Kg	21	200	1.0
N-Nitrosodi-n-propylamine	<200	ug/Kg	28	200	1.0
N-Nitrosodiphenylamine	<200	ug/Kg	12	200	1.0
Pentachlorophenol	<810	ug/Kg	150	810	1.0
Phenanthrene	<40	ug/Kg	3.5	40	1.0
Phenol	<200	ug/Kg	36	200	1.0
Pyrene	<40	ug/Kg	4.7	40	1.0
1,2-Dichlorobenzene	<200	ug/Kg	20	200	1.0
1,2,4-Trichlorobenzene	<200	ug/Kg	20	200	1.0
3 & 4 Methylphenol	<200	ug/Kg	37	200	1.0

Surrogate			Acceptance Limits
2-Fluorobiphenyl	52	%	33 - 114
2-Fluorophenol	48	%	25 - 111
Nitrobenzene-d5	52	%	21 - 116
Phenol-d5	50	%	31 - 110
2,4,6-Tribromophenol	77	%	32 - 138
Terphenyl-d14	60	%	48 - 146

Method: 6010B Date Analyzed: 06/25/2008 1735
Prep Method: 3050B Date Prepared: 06/25/2008 1052

Cadmium	<0.12	mg/Kg	0.019	0.12	1.0

Mr. Dean Tiebout
Ecology and Environment, Inc.
33 West Monroe St.
Suite 550
Chicago, IL 60603

Job Number: 500-12199-1

Client Sample ID: E03HAB12 (4-6)
Lab Sample ID: 500-12199-6

Date Sampled: 06/24/2008 1530
Date Received: 06/25/2008 1020
Client Matrix: Solid
Percent Solids: 82

Analyte	Result/Qualifier		Unit	MDL	RL	Dilution
Method: 6010B			Date Analyzed:	06/25/2008 1802		
Prep Method: 3050B			Date Prepared:	06/25/2008 1052		
Antimony	0.24	J	mg/Kg	0.17	1.2	1.0
Arsenic	6.4		mg/Kg	0.17	0.59	1.0
Beryllium	0.85		mg/Kg	0.0059	0.24	1.0
Chromium	21	B	mg/Kg	0.051	0.59	1.0
Copper	16		mg/Kg	0.27	0.59	1.0
Lead	14	B	mg/Kg	0.065	0.29	1.0
Nickel	24	B	mg/Kg	0.037	0.59	1.0
Selenium	0.26	J	mg/Kg	0.22	0.59	1.0
Silver	0.079	J	mg/Kg	0.059	0.29	1.0
Thallium	0.41	J	mg/Kg	0.19	0.59	1.0
Zinc	45	B	mg/Kg	0.11	1.2	1.0
Barium	120	B	mg/Kg	0.019	0.59	1.0
Method: 7471A			Date Analyzed:	06/25/2008 1552		
Prep Method: 7471A			Date Prepared:	06/25/2008 1400		
Mercury	<0.020		mg/Kg	0.0082	0.020	1.0
Method: 9045C			Date Analyzed:	06/26/2008 1138		
pH	7.44		SU	0.200	0.200	1.0
Method: PercentMoisture			Date Analyzed:	06/25/2008 2337		
Percent Moisture	18		%	0.10	0.10	1.0

Mr. Dean Tiebout
Ecology and Environment, Inc.
33 West Monroe St.
Suite 550
Chicago, IL 60603

Job Number: 500-12199-1

Client Sample ID: E03A2LP3 (white paint)
Lab Sample ID: 500-12199-7

Date Sampled: 06/24/2008 1200
Date Received: 06/25/2008 1020
Client Matrix: Solid

Analyte	Result/Qualifier	Unit	MDL	RL	Dilution
Method: 6010B		Date Analyzed:		06/25/2008 1836	
Prep Method: 3050B		Date Prepared:		06/25/2008 1106	
Lead	5.9	mg/Kg	0.22	0.015	1.0

Mr. Dean Tiebout
Ecology and Environment, Inc.
33 West Monroe St.
Suite 550
Chicago, IL 60603

Job Number: 500-12199-1

Client Sample ID: E03A1LP4 (white deck paint)
Lab Sample ID: 500-12199-8

Date Sampled: 06/24/2008 1200
Date Received: 06/25/2008 1020
Client Matrix: Solid

Analyte	Result/Qualifier	Unit	MDL	RL	Dilution
Method: 6010B		Date Analyzed:		06/25/2008 1848	
Prep Method: 3050B		Date Prepared:		06/25/2008 1106	
Lead	3.5	mg/Kg	0.22	0.015	1.0

Mr. Dean Tiebout
Ecology and Environment, Inc.
33 West Monroe St.
Suite 550
Chicago, IL 60603

Job Number: 500-12199-1

Client Sample ID: E03A2LP1 (gray wall paint)
Lab Sample ID: 500-12199-9

Date Sampled: 06/24/2008 1200
Date Received: 06/25/2008 1020
Client Matrix: Solid

Analyte	Result/Qualifier	Unit	MDL	RL	Dilution
Method: 6010B		Date Analyzed:		06/25/2008 1854	
Prep Method: 3050B		Date Prepared:		06/25/2008 1106	
Lead	3.2	mg/Kg	0.21	0.014	1.0

Mr. Dean Tiebout
Ecology and Environment, Inc.
33 West Monroe St.
Suite 550
Chicago, IL 60603

Job Number: 500-12199-1

Client Sample ID: E03A1LP2 (gray wall paint)
Lab Sample ID: 500-12199-10

Date Sampled: 06/24/2008 1200
Date Received: 06/25/2008 1020
Client Matrix: Solid

Analyte	Result/Qualifier	Unit	MDL	RL	Dilution
Method: 6010B			Date Analyzed:	06/25/2008 1901	
Prep Method: 3050B			Date Prepared:	06/25/2008 1106	
Lead	210	mg/Kg	0.11	0.0074	1.0

DATA REPORTING QUALIFIERS

Client: Ecology and Environment, Inc. Job Number: 500-12199-1

Lab Section	Qualifier	Description
GC/MS VOA		
	J	Result is less than the RL but greater than or equal to the MDL and the concentration is an approximate value.
GC/MS Semi VOA		
	J	Result is less than the RL but greater than or equal to the MDL and the concentration is an approximate value.
Metals		
	B	Compound was found in the blank and sample.
	F	MS or MSD exceeds the control limits
	J	Result is less than the RL but greater than or equal to the MDL and the concentration is an approximate value.
	V	Serial Dilution exceeds the control limits

QUALITY CONTROL RESULTS

Client: Ecology and Environment, Inc.

Job Number: 500-12199-1

QC Association Summary

Lab Sample ID	Client Sample ID	Report Basis	Client Matrix	Method	Prep Batch
GC/MS VOA					
Prep Batch: 500-41055					
MBFW 500-41055/13-A	Low Level Frozen Water Blank	T	Solid	5035	
500-12199-1	E03HAB07 (14-16)	T	Solid	5035	
500-12199-2	E03HAB08 (2-4)	T	Solid	5035	
500-12199-3	E03HAB09 (0-2)	T	Solid	5035	
500-12199-4	E03HAB10 (0-2)	T	Solid	5035	
500-12199-5	E03HAB11 (8-10)	T	Solid	5035	
500-12199-6	E03HAB12 (4-6)	T	Solid	5035	
Analysis Batch:500-41142					
LCS 500-41142/24	Lab Control Spike	T	Solid	8260B	
MB 500-41142/23	Method Blank	T	Solid	8260B	
MBFW 500-41055/13-A	Low Level Frozen Water Blank	T	Solid	8260B	500-41055
500-12199-1	E03HAB07 (14-16)	T	Solid	8260B	500-41055
500-12199-2	E03HAB08 (2-4)	T	Solid	8260B	500-41055
500-12199-3	E03HAB09 (0-2)	T	Solid	8260B	500-41055
500-12199-4	E03HAB10 (0-2)	T	Solid	8260B	500-41055
500-12199-5	E03HAB11 (8-10)	T	Solid	8260B	500-41055
500-12199-6	E03HAB12 (4-6)	T	Solid	8260B	500-41055

Report Basis
T = Total

Client: Ecology and Environment, Inc.

Job Number: 500-12199-1

QC Association Summary

Lab Sample ID	Client Sample ID	Report Basis	Client Matrix	Method	Prep Batch
GC/MS Semi VOA					
Prep Batch: 500-41074					
LCS 500-41074/2-A	Lab Control Spike	T	Solid	3541	
MB 500-41074/1-A	Method Blank	T	Solid	3541	
500-12199-1	E03HAB07 (14-16)	T	Solid	3541	
500-12199-2	E03HAB08 (2-4)	T	Solid	3541	
500-12199-3	E03HAB09 (0-2)	T	Solid	3541	
500-12199-4	E03HAB10 (0-2)	T	Solid	3541	
500-12199-5	E03HAB11 (8-10)	T	Solid	3541	
500-12199-6	E03HAB12 (4-6)	T	Solid	3541	
Analysis Batch:500-41185					
LCS 500-41074/2-A	Lab Control Spike	T	Solid	8270C	500-41074
MB 500-41074/1-A	Method Blank	T	Solid	8270C	500-41074
500-12199-1	E03HAB07 (14-16)	T	Solid	8270C	500-41074
500-12199-2	E03HAB08 (2-4)	T	Solid	8270C	500-41074
500-12199-3	E03HAB09 (0-2)	T	Solid	8270C	500-41074
500-12199-4	E03HAB10 (0-2)	T	Solid	8270C	500-41074
500-12199-5	E03HAB11 (8-10)	T	Solid	8270C	500-41074
500-12199-6	E03HAB12 (4-6)	T	Solid	8270C	500-41074

Report Basis
T = Total

GC Semi VOA					
Prep Batch: 500-41081					
LCS 500-41081/2-A	Lab Control Spike	T	Solid	3541	
MB 500-41081/1-A	Method Blank	T	Solid	3541	
500-12199-3	E03HAB09 (0-2)	T	Solid	3541	
500-12199-3MS	Matrix Spike	T	Solid	3541	
500-12199-3MSD	Matrix Spike Duplicate	T	Solid	3541	
500-12199-4	E03HAB10 (0-2)	T	Solid	3541	
Analysis Batch:500-41181					
LCS 500-41081/2-A	Lab Control Spike	T	Solid	8082	500-41081
MB 500-41081/1-A	Method Blank	T	Solid	8082	500-41081
500-12199-3	E03HAB09 (0-2)	T	Solid	8082	500-41081
500-12199-3MS	Matrix Spike	T	Solid	8082	500-41081
500-12199-3MSD	Matrix Spike Duplicate	T	Solid	8082	500-41081
500-12199-4	E03HAB10 (0-2)	T	Solid	8082	500-41081

Report Basis
T = Total

Client: Ecology and Environment, Inc.

Job Number: 500-12199-1

QC Association Summary

Lab Sample ID	Client Sample ID	Report Basis	Client Matrix	Method	Prep Batch
Metals					
Prep Batch: 500-41050					
LCS 500-41050/2-A	Lab Control Spike	T	Solid	3050B	
MB 500-41050/1-A	Method Blank	T	Solid	3050B	
500-12199-1	E03HAB07 (14-16)	T	Solid	3050B	
500-12199-1DU	Duplicate	T	Solid	3050B	
500-12199-1MS	Matrix Spike	T	Solid	3050B	
500-12199-1MSD	Matrix Spike Duplicate	T	Solid	3050B	
500-12199-2	E03HAB08 (2-4)	T	Solid	3050B	
500-12199-3	E03HAB09 (0-2)	T	Solid	3050B	
500-12199-4	E03HAB10 (0-2)	T	Solid	3050B	
500-12199-5	E03HAB11 (8-10)	T	Solid	3050B	
500-12199-6	E03HAB12 (4-6)	T	Solid	3050B	
Prep Batch: 500-41053					
LCS 500-41053/2-A	Lab Control Spike	T	Solid	3050B	
LCSD 500-41053/3-A	Lab Control Spike Duplicate	T	Solid	3050B	
MB 500-41053/1-A	Method Blank	T	Solid	3050B	
500-12199-7	E03A2LP3 (white paint)	T	Solid	3050B	
500-12199-8	E03A1LP4 (white deck paint)	T	Solid	3050B	
500-12199-9	E03A2LP1 (gray wall paint)	T	Solid	3050B	
500-12199-10	E03A1LP2 (gray wall paint)	T	Solid	3050B	
Prep Batch: 500-41080					
LCS 500-41080/2-A	Lab Control Spike	T	Solid	7471A	
MB 500-41080/1-A	Method Blank	T	Solid	7471A	
500-12199-1	E03HAB07 (14-16)	T	Solid	7471A	
500-12199-2	E03HAB08 (2-4)	T	Solid	7471A	
500-12199-2DU	Duplicate	T	Solid	7471A	
500-12199-2MS	Matrix Spike	T	Solid	7471A	
500-12199-2MSD	Matrix Spike Duplicate	T	Solid	7471A	
500-12199-3	E03HAB09 (0-2)	T	Solid	7471A	
500-12199-4	E03HAB10 (0-2)	T	Solid	7471A	
500-12199-5	E03HAB11 (8-10)	T	Solid	7471A	
500-12199-6	E03HAB12 (4-6)	T	Solid	7471A	

Client: Ecology and Environment, Inc.

Job Number: 500-12199-1

QC Association Summary

Lab Sample ID	Client Sample ID	Report Basis	Client Matrix	Method	Prep Batch
Metals					
Analysis Batch:500-41099					
LCS 500-41080/2-A	Lab Control Spike	T	Solid	7471A	500-41080
MB 500-41080/1-A	Method Blank	T	Solid	7471A	500-41080
500-12199-1	E03HAB07 (14-16)	T	Solid	7471A	500-41080
500-12199-2	E03HAB08 (2-4)	T	Solid	7471A	500-41080
500-12199-2DU	Duplicate	T	Solid	7471A	500-41080
500-12199-2MS	Matrix Spike	T	Solid	7471A	500-41080
500-12199-2MSD	Matrix Spike Duplicate	T	Solid	7471A	500-41080
500-12199-3	E03HAB09 (0-2)	T	Solid	7471A	500-41080
500-12199-4	E03HAB10 (0-2)	T	Solid	7471A	500-41080
500-12199-5	E03HAB11 (8-10)	T	Solid	7471A	500-41080
500-12199-6	E03HAB12 (4-6)	T	Solid	7471A	500-41080
Analysis Batch:500-41124					
LCS 500-41050/2-A	Lab Control Spike	T	Solid	6010B	500-41050
MB 500-41050/1-A	Method Blank	T	Solid	6010B	500-41050
LCS 500-41053/2-A	Lab Control Spike	T	Solid	6010B	500-41053
LCSD 500-41053/3-A	Lab Control Spike Duplicate	T	Solid	6010B	500-41053
MB 500-41053/1-A	Method Blank	T	Solid	6010B	500-41053
500-12199-1	E03HAB07 (14-16)	T	Solid	6010B	500-41050
500-12199-1DU	Duplicate	T	Solid	6010B	500-41050
500-12199-1MS	Matrix Spike	T	Solid	6010B	500-41050
500-12199-1MSD	Matrix Spike Duplicate	T	Solid	6010B	500-41050
500-12199-2	E03HAB08 (2-4)	T	Solid	6010B	500-41050
500-12199-3	E03HAB09 (0-2)	T	Solid	6010B	500-41050
500-12199-4	E03HAB10 (0-2)	T	Solid	6010B	500-41050
500-12199-5	E03HAB11 (8-10)	T	Solid	6010B	500-41050
500-12199-6	E03HAB12 (4-6)	T	Solid	6010B	500-41050
500-12199-7	E03A2LP3 (white paint)	T	Solid	6010B	500-41053
500-12199-8	E03A1LP4 (white deck paint)	T	Solid	6010B	500-41053
500-12199-9	E03A2LP1 (gray wall paint)	T	Solid	6010B	500-41053
500-12199-10	E03A1LP2 (gray wall paint)	T	Solid	6010B	500-41053
Analysis Batch:500-41128					
LCS 500-41050/2-A	Lab Control Spike	T	Solid	6010B	500-41050
MB 500-41050/1-A	Method Blank	T	Solid	6010B	500-41050
500-12199-1	E03HAB07 (14-16)	T	Solid	6010B	500-41050
500-12199-1DU	Duplicate	T	Solid	6010B	500-41050
500-12199-1MS	Matrix Spike	T	Solid	6010B	500-41050
500-12199-1MSD	Matrix Spike Duplicate	T	Solid	6010B	500-41050
500-12199-2	E03HAB08 (2-4)	T	Solid	6010B	500-41050
500-12199-3	E03HAB09 (0-2)	T	Solid	6010B	500-41050
500-12199-4	E03HAB10 (0-2)	T	Solid	6010B	500-41050
500-12199-5	E03HAB11 (8-10)	T	Solid	6010B	500-41050
500-12199-6	E03HAB12 (4-6)	T	Solid	6010B	500-41050

Client: Ecology and Environment, Inc.

Job Number: 500-12199-1

QC Association Summary

Lab Sample ID	Client Sample ID	Report Basis	Client Matrix	Method	Prep Batch
Report Basis					
T = Total					
General Chemistry					
Analysis Batch:500-41118					
500-12199-1	E03HAB07 (14-16)	T	Solid	PercentMoisture	
500-12199-1DU	Duplicate	T	Solid	PercentMoisture	
500-12199-2	E03HAB08 (2-4)	T	Solid	PercentMoisture	
500-12199-3	E03HAB09 (0-2)	T	Solid	PercentMoisture	
500-12199-4	E03HAB10 (0-2)	T	Solid	PercentMoisture	
500-12199-5	E03HAB11 (8-10)	T	Solid	PercentMoisture	
500-12199-6	E03HAB12 (4-6)	T	Solid	PercentMoisture	
Analysis Batch:500-41171					
500-12199-1	E03HAB07 (14-16)	T	Solid	9045C	
500-12199-1DU	Duplicate	T	Solid	9045C	
500-12199-2	E03HAB08 (2-4)	T	Solid	9045C	
500-12199-3	E03HAB09 (0-2)	T	Solid	9045C	
500-12199-4	E03HAB10 (0-2)	T	Solid	9045C	
500-12199-5	E03HAB11 (8-10)	T	Solid	9045C	
500-12199-6	E03HAB12 (4-6)	T	Solid	9045C	

Report Basis
T = Total

Client: Ecology and Environment, Inc.

Job Number: 500-12199-1

Surrogate Recovery Report

8260B Volatile Organic Compounds by GC/MS

Client Matrix: Solid

Lab Sample ID	Client Sample ID	BFB %Rec	DBFM %Rec	12DCE %Rec	TOL %Rec
500-12199-1	E03HAB07 (14-16)	110	124	120	114
500-12199-2	E03HAB08 (2-4)	110	124	122	112
500-12199-3	E03HAB09 (0-2)	108	124	121	110
500-12199-4	E03HAB10 (0-2)	109	126	126	112
500-12199-5	E03HAB11 (8-10)	109	123	120	112
500-12199-6	E03HAB12 (4-6)	104	122	117	106
MB 500-41142/23		108	121	121	110
MBFW 500-41055/13-A		110	122	119	110
LCS 500-41142/24		116	119	116	117

Surrogate	Acceptance Limits
BFB = 4-Bromofluorobenzene (Surr)	75-120
DBFM = Dibromofluoromethane	75-140
12DCE = 1,2-Dichloroethane-d4 (Surr)	75-140
TOL = Toluene-d8 (Surr)	75-130

Client: Ecology and Environment, Inc.

Job Number: 500-12199-1

Surrogate Recovery Report

8270C SVOC

Client Matrix: Solid

Lab Sample ID	Client Sample ID	FBP %Rec	2FP %Rec	NBZ %Rec	PHL %Rec	TBP %Rec	TPH %Rec
500-12199-1	E03HAB07 (14-16)	56	51	56	55	68	64
500-12199-2	E03HAB08 (2-4)	56	55	54	59	85	81
500-12199-3	E03HAB09 (0-2)	70	66	70	70	103	79
500-12199-4	E03HAB10 (0-2)	68	64	68	67	93	78
500-12199-5	E03HAB11 (8-10)	69	63	71	64	80	76
500-12199-6	E03HAB12 (4-6)	52	48	52	50	77	60
MB 500-41074/1-A		75	72	76	76	105	85
LCS 500-41074/2-A		76	71	73	79	107	82

Surrogate	Acceptance Limits
FBP = 2-Fluorobiphenyl	33-114
2FP = 2-Fluorophenol	25-111
NBZ = Nitrobenzene-d5	21-116
PHL = Phenol-d5	31-110
TBP = 2,4,6-Tribromophenol	32-138
TPH = Terphenyl-d14	48-146

Client: Ecology and Environment, Inc.

Job Number: 500-12199-1

Surrogate Recovery Report

8082 Polychlorinated Biphenyls (PCBs) by Gas Chromatography

Client Matrix: Solid

Lab Sample ID	Client Sample ID	TCX1 %Rec	DCB1 %Rec
500-12199-3	E03HAB09 (0-2)	71	84
500-12199-4	E03HAB10 (0-2)	81	76
MB 500-41081/1-A		81	77
LCS 500-41081/2-A		83	84
500-12199-3 MS	E03HAB09 (0-2) MS	74	86
500-12199-3 MSD	E03HAB09 (0-2) MSD	80	78

Surrogate	Acceptance Limits
TCX = Tetrachloro-m-xylene	32-127
DCB = DCB Decachlorobiphenyl	44-140

Client: Ecology and Environment, Inc.

Job Number: 500-12199-1

Low Level Frozen Water Blank - Batch: 500-41055

Method: 8260B
Preparation: 5035

Lab Sample ID: MBFW 500-41055/13-A
Client Matrix: Solid
Dilution: 1.0
Date Analyzed: 06/25/2008 1300
Date Prepared: 06/25/2008 1123

Analysis Batch: 500-41142
Prep Batch: 500-41055
Units: ug/Kg

Instrument ID: Agilent 6890N GC - 5973N
Lab File ID: 16X0625.D
Initial Weight/Volume: 5 g
Final Weight/Volume: 5 mL

Analyte	Result	Qual	MDL	RL
Acetone	<5.0		1.9	5.0
Benzene	<5.0		0.85	5.0
Bromodichloromethane	<5.0		0.78	5.0
Bromoform	<5.0		1.0	5.0
Bromomethane	<5.0		2.2	5.0
Methyl Ethyl Ketone	<5.0		1.8	5.0
Carbon disulfide	<5.0		0.94	5.0
Carbon tetrachloride	<5.0		0.94	5.0
Chlorobenzene	<5.0		0.68	5.0
Chloroethane	<5.0		1.2	5.0
Chloroform	<5.0		0.98	5.0
Chloromethane	<5.0		1.6	5.0
cis-1,2-Dichloroethene	<5.0		0.96	5.0
cis-1,3-Dichloropropene	<5.0		0.80	5.0
Dibromochloromethane	<5.0		0.83	5.0
1,1-Dichloroethane	<5.0		0.96	5.0
1,2-Dichloroethane	<5.0		1.1	5.0
1,1-Dichloroethene	<5.0		0.88	5.0
1,2-Dichloropropane	<5.0		0.94	5.0
Ethylbenzene	<5.0		0.71	5.0
2-Hexanone	<5.0		1.2	5.0
Methylene Chloride	<5.0		0.78	5.0
methyl isobutyl ketone	<5.0		1.5	5.0
Methyl tert-butyl ether	<5.0		1.3	5.0
Styrene	<5.0		0.75	5.0
1,1,2,2-Tetrachloroethane	<5.0		1.2	5.0
Tetrachloroethene	<5.0		0.80	5.0
Toluene	<5.0		0.88	5.0
trans-1,2-Dichloroethene	<5.0		1.0	5.0
trans-1,3-Dichloropropene	<5.0		0.96	5.0
1,1,1-Trichloroethane	<5.0		0.89	5.0
1,1,2-Trichloroethane	<5.0		1.8	5.0
Trichloroethene	<5.0		0.96	5.0
Vinyl chloride	<5.0		1.4	5.0
Xylenes, Total	<10		1.5	10
1,3-Dichloropropene, Total	<5.0		0.96	5.0

Surrogate	% Rec	Acceptance Limits
4-Bromofluorobenzene (Surr)	110	75 - 120
Dibromofluoromethane	122	75 - 140
1,2-Dichloroethane-d4 (Surr)	119	75 - 140

Calculations are performed before rounding to avoid round-off errors in calculated results.

Client: Ecology and Environment, Inc.

Job Number: 500-12199-1

Surrogate	% Rec	Acceptance Limits
Toluene-d8 (Surr)	110	75 - 130

Calculations are performed before rounding to avoid round-off errors in calculated results.

Client: Ecology and Environment, Inc.

Job Number: 500-12199-1

Method Blank - Batch: 500-41142

Method: 8260B
Preparation: N/A

Lab Sample ID: MB 500-41142/23
Client Matrix: Solid
Dilution: 1.0
Date Analyzed: 06/25/2008 0937
Date Prepared: N/A

Analysis Batch: 500-41142
Prep Batch: N/A
Units: ug/Kg

Instrument ID: Agilent 6890N GC - 5973N
Lab File ID: 16M0625.D
Initial Weight/Volume: 5 g
Final Weight/Volume: 5 mL

Analyte	Result	Qual	MDL	RL
Acetone	<5.0		1.9	5.0
Benzene	<5.0		0.85	5.0
Bromodichloromethane	<5.0		0.78	5.0
Bromoform	<5.0		1.0	5.0
Bromomethane	<5.0		2.2	5.0
Methyl Ethyl Ketone	<5.0		1.8	5.0
Carbon disulfide	<5.0		0.94	5.0
Carbon tetrachloride	<5.0		0.94	5.0
Chlorobenzene	<5.0		0.68	5.0
Chloroethane	<5.0		1.2	5.0
Chloroform	<5.0		0.98	5.0
Chloromethane	<5.0		1.6	5.0
cis-1,2-Dichloroethene	<5.0		0.96	5.0
cis-1,3-Dichloropropene	<5.0		0.80	5.0
Dibromochloromethane	<5.0		0.83	5.0
1,1-Dichloroethane	<5.0		0.96	5.0
1,2-Dichloroethane	<5.0		1.1	5.0
1,1-Dichloroethene	<5.0		0.88	5.0
1,2-Dichloropropane	<5.0		0.94	5.0
Ethylbenzene	<5.0		0.71	5.0
2-Hexanone	<5.0		1.2	5.0
Methylene Chloride	<5.0		0.78	5.0
methyl isobutyl ketone	<5.0		1.5	5.0
Methyl tert-butyl ether	<5.0		1.3	5.0
Styrene	<5.0		0.75	5.0
1,1,2,2-Tetrachloroethane	<5.0		1.2	5.0
Tetrachloroethene	<5.0		0.80	5.0
Toluene	<5.0		0.88	5.0
trans-1,2-Dichloroethene	<5.0		1.0	5.0
trans-1,3-Dichloropropene	<5.0		0.96	5.0
1,1,1-Trichloroethane	<5.0		0.89	5.0
1,1,2-Trichloroethane	<5.0		1.8	5.0
Trichloroethene	<5.0		0.96	5.0
Vinyl chloride	<5.0		1.4	5.0
Xylenes, Total	<10		1.5	10
1,3-Dichloropropene, Total	<5.0		0.96	5.0

Surrogate	% Rec	Acceptance Limits
4-Bromofluorobenzene (Surr)	108	75 - 120
Dibromofluoromethane	121	75 - 140
1,2-Dichloroethane-d4 (Surr)	121	75 - 140

Calculations are performed before rounding to avoid round-off errors in calculated results.

Client: Ecology and Environment, Inc.

Job Number: 500-12199-1

Surrogate	% Rec	Acceptance Limits
Toluene-d8 (Surr)	110	75 - 130

Calculations are performed before rounding to avoid round-off errors in calculated results.

Client: Ecology and Environment, Inc.

Job Number: 500-12199-1

Lab Control Spike - Batch: 500-41142

Method: 8260B
Preparation: N/A

Lab Sample ID: LCS 500-41142/24
Client Matrix: Solid
Dilution: 1.0
Date Analyzed: 06/25/2008 1002
Date Prepared: N/A

Analysis Batch: 500-41142
Prep Batch: N/A
Units: ug/Kg

Instrument ID: Agilent 6890N GC - 5973N
Lab File ID: 16S0625.D
Initial Weight/Volume: 5 g
Final Weight/Volume: 5 mL

Analyte	Spike Amount	Result	% Rec.	Limit	Qual
Acetone	50.0	60.8	122	24 - 147	
Benzene	50.0	49.1	98	76 - 120	
Bromodichloromethane	50.0	54.3	109	80 - 120	
Bromoform	50.0	55.9	112	57 - 120	
Bromomethane	50.0	45.1	90	51 - 154	
Methyl Ethyl Ketone	50.0	54.7	109	50 - 120	
Carbon disulfide	50.0	34.5	69	33 - 140	
Carbon tetrachloride	50.0	50.5	101	63 - 120	
Chlorobenzene	50.0	52.8	106	76 - 120	
Chloroethane	50.0	31.6	63	42 - 155	
Chloroform	50.0	52.2	104	76 - 120	
Chloromethane	50.0	31.5	63	36 - 143	
cis-1,2-Dichloroethene	50.0	53.2	106	79 - 120	
cis-1,3-Dichloropropene	53.8	52.4	97	69 - 120	
Dibromochloromethane	50.0	55.5	111	72 - 120	
1,1-Dichloroethane	50.0	47.4	95	70 - 120	
1,2-Dichloroethane	50.0	53.2	106	74 - 120	
1,1-Dichloroethene	50.0	47.5	95	58 - 127	
1,2-Dichloropropane	50.0	49.5	99	75 - 120	
Ethylbenzene	50.0	53.5	107	78 - 120	
2-Hexanone	50.0	51.8	104	58 - 120	
Methylene Chloride	50.0	48.8	98	66 - 124	
methyl isobutyl ketone	50.0	53.2	106	65 - 126	
Methyl tert-butyl ether	50.0	46.3	93	66 - 122	
Styrene	50.0	54.9	110	82 - 120	
1,1,2,2-Tetrachloroethane	50.0	56.8	114	73 - 120	
Tetrachloroethene	50.0	52.2	104	70 - 120	
Toluene	50.0	51.7	103	78 - 120	
trans-1,2-Dichloroethene	50.0	49.3	99	70 - 120	
trans-1,3-Dichloropropene	48.6	49.7	102	70 - 120	
1,1,1-Trichloroethane	50.0	51.5	103	70 - 120	
1,1,2-Trichloroethane	50.0	56.3	113	77 - 120	
Trichloroethene	50.0	52.2	104	74 - 120	
Vinyl chloride	50.0	41.9	84	49 - 133	
Xylenes, Total	150	160	106	77 - 120	

Surrogate	% Rec	Acceptance Limits
4-Bromofluorobenzene (Surr)	116	75 - 120
Dibromofluoromethane	119	75 - 140
1,2-Dichloroethane-d4 (Surr)	116	75 - 140
Toluene-d8 (Surr)	117	75 - 130

Calculations are performed before rounding to avoid round-off errors in calculated results.

Calculations are performed before rounding to avoid round-off errors in calculated results.

Client: Ecology and Environment, Inc.

Job Number: 500-12199-1

Method Blank - Batch: 500-41074

Method: 8270C
Preparation: 3541

Lab Sample ID: MB 500-41074/1-A
Client Matrix: Solid
Dilution: 1.0
Date Analyzed: 06/26/2008 1310
Date Prepared: 06/25/2008 1310

Analysis Batch: 500-41185
Prep Batch: 500-41074
Units: ug/Kg

Instrument ID: Agilent 6890N GC - 5973N
Lab File ID: 41074M.D
Initial Weight/Volume: 15.000 g
Final Weight/Volume: 0.5 mL
Injection Volume: 1.0 uL

Analyte	Result	Qual	MDL	RL
2,4,5-Trichlorophenol	<330		47	330
2,4,6-Trichlorophenol	<330		34	330
2,4-Dichlorophenol	<330		36	330
2,4-Dimethylphenol	<330		61	330
2,4-Dinitrophenol	<670		180	670
2,4-Dinitrotoluene	<170		18	170
2,6-Dinitrotoluene	<170		18	170
2-Chloronaphthalene	<170		15	170
2-Chlorophenol	<170		29	170
2-Methylnaphthalene	<170		19	170
2-Methylphenol	<170		33	170
2-Nitroaniline	<170		18	170
2-Nitrophenol	<330		40	330
3,3'-Dichlorobenzidine	<170		49	170
3-Nitroaniline	<330		65	330
4,6-Dinitro-2-methylphenol	<330		40	330
4-Bromophenyl phenyl ether	<170		13	170
4-Chloro-3-methylphenol	<330		81	330
4-Chloroaniline	<670		130	670
4-Chlorophenyl phenyl ether	<170		14	170
4-Nitroaniline	<330		71	330
4-Nitrophenol	<670		58	670
Acenaphthene	<33		4.2	33
Acenaphthylene	<33		3.5	33
Anthracene	<33		3.9	33
Benzo[a]anthracene	<33		4.2	33
Benzo[a]pyrene	<33		3.1	33
Benzo[b]fluoranthene	<33		7.3	33
Benzo[g,h,i]perylene	<33		5.7	33
Benzo[k]fluoranthene	<33		7.1	33
Bis(2-chloroethoxy)methane	<170		21	170
Bis(2-chloroethyl)ether	<170		22	170
Bis(2-ethylhexyl) phthalate	<170		28	170
Butyl benzyl phthalate	<170		15	170
Carbazole	<170		13	170
Chrysene	<33		5.2	33
Dibenz(a,h)anthracene	<33		4.1	33
Dibenzofuran	<170		12	170
Diethyl phthalate	<170		17	170
Dimethyl phthalate	<170		13	170
Di-n-butyl phthalate	<170		13	170

Calculations are performed before rounding to avoid round-off errors in calculated results.

Client: Ecology and Environment, Inc.

Job Number: 500-12199-1

Method Blank - Batch: 500-41074

Method: 8270C
Preparation: 3541

Lab Sample ID: MB 500-41074/1-A
Client Matrix: Solid
Dilution: 1.0
Date Analyzed: 06/26/2008 1310
Date Prepared: 06/25/2008 1310

Analysis Batch: 500-41185
Prep Batch: 500-41074
Units: ug/Kg

Instrument ID: Agilent 6890N GC - 5973N
Lab File ID: 41074M.D
Initial Weight/Volume: 15.000 g
Final Weight/Volume: 0.5 mL
Injection Volume: 1.0 uL

Analyte	Result	Qual	MDL	RL
Di-n-octyl phthalate	<170		15	170
1,3-Dichlorobenzene	<170		17	170
Fluoranthene	<33		4.3	33
Fluorene	<33		3.5	33
Hexachlorobenzene	<67		4.8	67
Hexachlorobutadiene	<170		19	170
Hexachlorocyclopentadiene	<670		110	670
Hexachloroethane	<170		18	170
Indeno[1,2,3-cd]pyrene	<33		4.3	33
Isophorone	<170		14	170
Naphthalene	<33		3.4	33
Nitrobenzene	<33		6.1	33
1,4-Dichlorobenzene	<170		18	170
2,2'-oxybis[1-chloropropane]	<170		17	170
N-Nitrosodi-n-propylamine	<170		23	170
N-Nitrosodiphenylamine	<170		9.9	170
Pentachlorophenol	<670		120	670
Phenanthrene	<33		2.9	33
Phenol	<170		29	170
Pyrene	<33		3.9	33
1,2-Dichlorobenzene	<170		17	170
1,2,4-Trichlorobenzene	<170		16	170
3 & 4 Methylphenol	<170		31	170

Surrogate	% Rec	Acceptance Limits
2-Fluorobiphenyl	75	33 - 114
2-Fluorophenol	72	25 - 111
Nitrobenzene-d5	76	21 - 116
Phenol-d5	76	31 - 110
2,4,6-Tribromophenol	105	32 - 138
Terphenyl-d14	85	48 - 146

Calculations are performed before rounding to avoid round-off errors in calculated results.

Client: Ecology and Environment, Inc.

Job Number: 500-12199-1

Lab Control Spike - Batch: 500-41074

Method: 8270C
Preparation: 3541

Lab Sample ID: LCS 500-41074/2-A
Client Matrix: Solid
Dilution: 1.0
Date Analyzed: 06/26/2008 1331
Date Prepared: 06/25/2008 1310

Analysis Batch: 500-41185
Prep Batch: 500-41074
Units: ug/Kg

Instrument ID: Agilent 6890N GC - 5973N
Lab File ID: 41074BS.D
Initial Weight/Volume: 15.000 g
Final Weight/Volume: 0.5 mL
Injection Volume: 1.0 uL

Analyte	Spike Amount	Result	% Rec.	Limit	Qual
2,4,5-Trichlorophenol	1670	1620	97	63 - 116	
2,4,6-Trichlorophenol	1670	1390	84	62 - 117	
2,4-Dichlorophenol	1670	1360	82	63 - 110	
2,4-Dimethylphenol	1670	1280	77	53 - 110	
2,4-Dinitrophenol	1670	632	38	10 - 121	J
2,4-Dinitrotoluene	1670	1290	77	66 - 117	
2,6-Dinitrotoluene	1670	1320	79	67 - 112	
2-Chloronaphthalene	1670	1300	78	44 - 116	
2-Chlorophenol	1670	1220	73	61 - 110	
2-Methylnaphthalene	1670	1300	78	34 - 122	
2-Methylphenol	1670	1190	71	58 - 110	
2-Nitroaniline	1670	1270	76	58 - 111	
2-Nitrophenol	1670	1200	72	60 - 110	
3,3'-Dichlorobenzidine	1670	1020	61	33 - 110	
3-Nitroaniline	1670	1200	72	39 - 112	
4,6-Dinitro-2-methylphenol	1670	930	56	20 - 112	
4-Bromophenyl phenyl ether	1670	1510	91	64 - 112	
4-Chloro-3-methylphenol	1670	1230	74	60 - 110	
4-Chloroaniline	1670	1240	75	27 - 110	
4-Chlorophenyl phenyl ether	1670	1370	82	63 - 110	
4-Nitroaniline	1670	1160	70	49 - 119	
4-Nitrophenol	1670	1330	80	30 - 130	
Acenaphthene	1670	1270	76	60 - 110	
Acenaphthylene	1670	1310	79	61 - 110	
Anthracene	1670	1360	82	62 - 110	
Benzo[a]anthracene	1670	1320	79	60 - 117	
Benzo[a]pyrene	1670	1170	70	61 - 111	
Benzo[b]fluoranthene	1670	1010	60	56 - 118	
Benzo[g,h,i]perylene	1670	1100	66	61 - 113	
Benzo[k]fluoranthene	1670	1410	84	51 - 114	
Bis(2-chloroethoxy)methane	1670	1230	74	62 - 110	
Bis(2-chloroethyl)ether	1670	942	56	51 - 110	
Bis(2-ethylhexyl) phthalate	1670	1480	89	57 - 120	
Butyl benzyl phthalate	1670	1270	76	59 - 117	
Carbazole	1670	1320	79	63 - 110	
Chrysene	1670	1260	76	56 - 117	
Dibenz(a,h)anthracene	1670	1000	60	37 - 124	
Dibenzofuran	1670	1340	80	63 - 110	
Diethyl phthalate	1670	1340	81	64 - 110	
Dimethyl phthalate	1670	1310	78	64 - 110	
Di-n-butyl phthalate	1670	1500	90	64 - 112	

Calculations are performed before rounding to avoid round-off errors in calculated results.

Client: Ecology and Environment, Inc.

Job Number: 500-12199-1

Lab Control Spike - Batch: 500-41074

Method: 8270C
Preparation: 3541

Lab Sample ID: LCS 500-41074/2-A
Client Matrix: Solid
Dilution: 1.0
Date Analyzed: 06/26/2008 1331
Date Prepared: 06/25/2008 1310

Analysis Batch: 500-41185
Prep Batch: 500-41074
Units: ug/Kg

Instrument ID: Agilent 6890N GC - 5973N
Lab File ID: 41074BS.D
Initial Weight/Volume: 15.000 g
Final Weight/Volume: 0.5 mL
Injection Volume: 1.0 uL

Analyte	Spike Amount	Result	% Rec.	Limit	Qual
Di-n-octyl phthalate	1670	1190	71	56 - 116	
1,3-Dichlorobenzene	1670	1080	65	54 - 110	
Fluoranthene	1670	1370	82	62 - 110	
Fluorene	1670	1300	78	63 - 110	
Hexachlorobenzene	1670	1630	98	61 - 118	
Hexachlorobutadiene	1670	1420	85	54 - 116	
Hexachlorocyclopentadiene	1670	1390	83	20 - 110	
Hexachloroethane	1670	1170	70	53 - 110	
Indeno[1,2,3-cd]pyrene	1670	1040	62	58 - 110	
Isophorone	1670	1110	67	52 - 110	
Naphthalene	1670	1190	71	57 - 110	
Nitrobenzene	1670	1310	79	57 - 110	
1,4-Dichlorobenzene	1670	1110	66	55 - 110	
2,2'-oxybis[1-chloropropane]	1670	1140	69	38 - 110	
N-Nitrosodi-n-propylamine	1670	1250	75	54 - 110	
N-Nitrosodiphenylamine	1670	1330	80	63 - 110	
Pentachlorophenol	1670	1620	97	26 - 114	
Phenanthrene	1670	1320	79	63 - 110	
Phenol	1670	1110	67	50 - 110	
Pyrene	1670	1370	82	56 - 121	
1,2-Dichlorobenzene	1670	1170	70	56 - 110	
1,2,4-Trichlorobenzene	1670	1280	77	58 - 110	
3 & 4 Methylphenol	1670	1230	74	57 - 110	

Surrogate	% Rec	Acceptance Limits
2-Fluorobiphenyl	76	33 - 114
2-Fluorophenol	71	25 - 111
Nitrobenzene-d5	73	21 - 116
Phenol-d5	79	31 - 110
2,4,6-Tribromophenol	107	32 - 138
Terphenyl-d14	82	48 - 146

Calculations are performed before rounding to avoid round-off errors in calculated results.

Client: Ecology and Environment, Inc.

Job Number: 500-12199-1

Method Blank - Batch: 500-41081

Method: 8082
Preparation: 3541

Lab Sample ID: MB 500-41081/1-A
Client Matrix: Solid
Dilution: 1.0
Date Analyzed: 06/26/2008 1231
Date Prepared: 06/25/2008 1404

Analysis Batch: 500-41181
Prep Batch: 500-41081
Units: ug/Kg

Instrument ID: HP 6890N GC
Lab File ID: 06230823_129.d
Initial Weight/Volume: 15.000 g
Final Weight/Volume: 5.0 mL
Injection Volume: 1.0 uL
Column ID: PRIMARY

Analyte	Result	Qual	MDL	RL
PCB-1016	<17		7.2	17
PCB-1221	<17		9.1	17
PCB-1232	<17		6.2	17
PCB-1242	<17		10	17
PCB-1248	<17		8.7	17
PCB-1254	<17		6.0	17
PCB-1260	<17		6.2	17
Polychlorinated biphenyls, Total	<17		6.0	17

Surrogate	% Rec	Acceptance Limits
Tetrachloro-m-xylene	81	32 - 127
DCB Decachlorobiphenyl	77	44 - 140

Lab Control Spike - Batch: 500-41081

Method: 8082
Preparation: 3541

Lab Sample ID: LCS 500-41081/2-A
Client Matrix: Solid
Dilution: 1.0
Date Analyzed: 06/26/2008 1255
Date Prepared: 06/25/2008 1404

Analysis Batch: 500-41181
Prep Batch: 500-41081
Units: ug/Kg

Instrument ID: HP 6890N GC
Lab File ID: 06230823_130.d
Initial Weight/Volume: 15.000 g
Final Weight/Volume: 5.0 mL
Injection Volume: 1.0 uL
Column ID: PRIMARY

Analyte	Spike Amount	Result	% Rec.	Limit	Qual
PCB-1016	167	157	94	50 - 113	
PCB-1260	167	140	84	61 - 120	

Surrogate	% Rec	Acceptance Limits
Tetrachloro-m-xylene	83	32 - 127
DCB Decachlorobiphenyl	84	44 - 140

Calculations are performed before rounding to avoid round-off errors in calculated results.

Client: Ecology and Environment, Inc.

Job Number: 500-12199-1

Matrix Spike/
Matrix Spike Duplicate Recovery Report - Batch: 500-41081

Method: 8082
Preparation: 3541

MS Lab Sample ID:	500-12199-3	Analysis Batch: 500-41181	Instrument ID: HP 6890N GC
Client Matrix:	Solid	Prep Batch: 500-41081	Lab File ID: 06230823_132.d
Dilution:	1.0		Initial Weight/Volume: 15.0808 g
Date Analyzed:	06/26/2008 1344		Final Weight/Volume: 5.0 mL
Date Prepared:	06/25/2008 1404		Injection Volume: 1.0 uL
			Column ID: PRIMARY

MSD Lab Sample ID:	500-12199-3	Analysis Batch: 500-41181	Instrument ID: HP 6890N GC
Client Matrix:	Solid	Prep Batch: 500-41081	Lab File ID: 06230823_133.d
Dilution:	1.0		Initial Weight/Volume: 15.8529 g
Date Analyzed:	06/26/2008 1409		Final Weight/Volume: 5.0 mL
Date Prepared:	06/25/2008 1404		Injection Volume: 1.0 uL
			Column ID: PRIMARY

	% Rec.						
Analyte	MS	MSD	Limit	RPD	RPD Limit	MS Qual	MSD Qual
PCB-1016	107	99	50 - 113	12	30		
PCB-1260	94	87	61 - 120	13	30		

Surrogate	MS % Rec	MSD % Rec	Acceptance Limits
Tetrachloro-m-xylene	74	80	32 - 127
DCB Decachlorobiphenyl	86	78	44 - 140

Calculations are performed before rounding to avoid round-off errors in calculated results.

Client: Ecology and Environment, Inc.

Job Number: 500-12199-1

Method Blank - Batch: 500-41050

Method: 6010B
Preparation: 3050B

Lab Sample ID: MB 500-41050/1-A
Client Matrix: Solid
Dilution: 1.0
Date Analyzed: 06/25/2008 1555
Date Prepared: 06/25/2008 1052

Analysis Batch: 500-41128
Prep Batch: 500-41050
Units: mg/Kg

Instrument ID: TJA ICAP 61E Trace Analy
Lab File ID: P40625A
Initial Weight/Volume: 1.0 g
Final Weight/Volume: 100 mL

Analyte	Result	Qual	MDL	RL
Cadmium	0.047	J	0.033	0.20

Method Blank - Batch: 500-41050

Method: 6010B
Preparation: 3050B

Lab Sample ID: MB 500-41050/1-A
Client Matrix: Solid
Dilution: 1.0
Date Analyzed: 06/25/2008 1632
Date Prepared: 06/25/2008 1052

Analysis Batch: 500-41124
Prep Batch: 500-41050
Units: mg/Kg

Instrument ID: TJA ICAP 61E Trace Analy
Lab File ID: P50625B
Initial Weight/Volume: 1.0 g
Final Weight/Volume: 100 mL

Analyte	Result	Qual	MDL	RL
Antimony	<2.0		0.29	2.0
Arsenic	<1.0		0.29	1.0
Beryllium	<0.40		0.010	0.40
Chromium	0.26	J	0.087	1.0
Copper	<1.0		0.45	1.0
Lead	0.15	J	0.11	0.50
Nickel	0.14	J	0.062	1.0
Selenium	<1.0		0.38	1.0
Silver	<0.50		0.10	0.50
Thallium	<1.0		0.33	1.0
Zinc	0.58	J	0.18	2.0
Barium	0.073	J	0.032	1.0

Calculations are performed before rounding to avoid round-off errors in calculated results.

Client: Ecology and Environment, Inc.

Job Number: 500-12199-1

Lab Control Spike - Batch: 500-41050

Method: 6010B
Preparation: 3050B

Lab Sample ID: LCS 500-41050/2-A
Client Matrix: Solid
Dilution: 1.0
Date Analyzed: 06/25/2008 1602
Date Prepared: 06/25/2008 1052

Analysis Batch: 500-41128
Prep Batch: 500-41050
Units: mg/Kg

Instrument ID: TJA ICAP 61E Trace Analy
Lab File ID: P40625A
Initial Weight/Volume: 1.0 g
Final Weight/Volume: 100 mL

Analyte	Spike Amount	Result	% Rec.	Limit	Qual
Cadmium	5.00	5.01	100	80 - 120	

Lab Control Spike - Batch: 500-41050

Method: 6010B
Preparation: 3050B

Lab Sample ID: LCS 500-41050/2-A
Client Matrix: Solid
Dilution: 1.0
Date Analyzed: 06/25/2008 1639
Date Prepared: 06/25/2008 1052

Analysis Batch: 500-41124
Prep Batch: 500-41050
Units: mg/Kg

Instrument ID: TJA ICAP 61E Trace Analy
Lab File ID: P50625B
Initial Weight/Volume: 1.0 g
Final Weight/Volume: 100 mL

Analyte	Spike Amount	Result	% Rec.	Limit	Qual
Antimony	50.0	45.4	91	80 - 120	
Arsenic	10.0	8.89	89	80 - 120	
Beryllium	5.00	4.79	96	80 - 120	
Chromium	20.0	20.0	100	80 - 120	
Copper	25.0	25.0	100	80 - 120	
Lead	10.0	9.75	98	80 - 120	
Nickel	50.0	48.2	96	80 - 120	
Selenium	10.0	8.64	86	80 - 120	
Silver	5.00	4.91	98	80 - 120	
Thallium	10.0	8.43	84	80 - 120	
Zinc	50.0	48.5	97	80 - 120	
Barium	200	197	98	80 - 120	

Calculations are performed before rounding to avoid round-off errors in calculated results.

Client: Ecology and Environment, Inc.

Job Number: 500-12199-1

Matrix Spike/
Matrix Spike Duplicate Recovery Report - Batch: 500-41050

Method: 6010B
Preparation: 3050B

MS Lab Sample ID:	500-12199-1	Analysis Batch: 500-41128	Instrument ID: TJA ICAP 61E Trace
Client Matrix:	Solid	Prep Batch: 500-41050	Lab File ID: P40625A
Dilution:	1.0		Initial Weight/Volume: 2.0319 g
Date Analyzed:	06/25/2008 1630		Final Weight/Volume: 100 mL
Date Prepared:	06/25/2008 1052		

MSD Lab Sample ID:	500-12199-1	Analysis Batch: 500-41128	Instrument ID: TJA ICAP 61E Trace Analy
Client Matrix:	Solid	Prep Batch: 500-41050	Lab File ID: P40625A
Dilution:	1.0		Initial Weight/Volume: 2.1809 g
Date Analyzed:	06/25/2008 1637		Final Weight/Volume: 100 mL
Date Prepared:	06/25/2008 1052		

	% Rec.						
Analyte	MS	MSD	Limit	RPD	RPD Limit	MS Qual	MSD Qual
Cadmium	81	81	75 - 125	6	20		

Calculations are performed before rounding to avoid round-off errors in calculated results.

Client: Ecology and Environment, Inc.

Job Number: 500-12199-1

Matrix Spike/
Matrix Spike Duplicate Recovery Report - Batch: 500-41050

Method: 6010B
Preparation: 3050B

MS Lab Sample ID:	500-12199-1	Analysis Batch:	500-41124	Instrument ID:	TJA ICAP 61E Trace
Client Matrix:	Solid	Prep Batch:	500-41050	Lab File ID:	P50625B
Dilution:	1.0			Initial Weight/Volume:	2.0319 g
Date Analyzed:	06/25/2008 1703			Final Weight/Volume:	100 mL
Date Prepared:	06/25/2008 1052				

MSD Lab Sample ID:	500-12199-1	Analysis Batch:	500-41124	Instrument ID:	TJA ICAP 61E Trace Analy
Client Matrix:	Solid	Prep Batch:	500-41050	Lab File ID:	P50625B
Dilution:	1.0			Initial Weight/Volume:	2.1809 g
Date Analyzed:	06/25/2008 1710			Final Weight/Volume:	100 mL
Date Prepared:	06/25/2008 1052				

	% Rec.						
Analyte	MS	MSD	Limit	RPD	RPD Limit	MS Qual	MSD Qual
Antimony	22	21	75 - 125	12	20	F	F
Arsenic	89	86	75 - 125	6	20		
Beryllium	84	81	75 - 125	8	20		
Chromium	100	99	75 - 125	3	20		
Copper	94	89	75 - 125	5	20		
Lead	92	57	75 - 125	16	20		F
Nickel	82	74	75 - 125	8	20		F
Selenium	62	61	75 - 125	9	20	F	F
Silver	89	89	75 - 125	7	20		
Thallium	73	75	75 - 125	5	20	F	
Zinc	79	75	75 - 125	4	20		
Barium	93	79	75 - 125	13	20		

Calculations are performed before rounding to avoid round-off errors in calculated results.

Client: Ecology and Environment, Inc.

Job Number: 500-12199-1

Duplicate - Batch: 500-41050

Method: 6010B
Preparation: 3050B

Lab Sample ID: 500-12199-1
Client Matrix: Solid
Dilution: 1.0
Date Analyzed: 06/25/2008 1623
Date Prepared: 06/25/2008 1052

Analysis Batch: 500-41128
Prep Batch: 500-41050
Units: mg/Kg

Instrument ID: TJA ICAP 61E Trace Analy
Lab File ID: P40625A
Initial Weight/Volume: 2.0790 g
Final Weight/Volume: 100 mL

Analyte	Sample Result/Qual		Result	RPD	Limit	Qual
Cadmium	0.20		0.256	24	20	

Duplicate - Batch: 500-41050

Method: 6010B
Preparation: 3050B

Lab Sample ID: 500-12199-1
Client Matrix: Solid
Dilution: 1.0
Date Analyzed: 06/25/2008 1657
Date Prepared: 06/25/2008 1052

Analysis Batch: 500-41124
Prep Batch: 500-41050
Units: mg/Kg

Instrument ID: TJA ICAP 61E Trace Analy
Lab File ID: P50625B
Initial Weight/Volume: 2.0790 g
Final Weight/Volume: 100 mL

Analyte	Sample Result/Qual		Result	RPD	Limit	Qual
Antimony	0.59	J	0.207	95	20	J
Arsenic	3.2		3.69	13	20	
Beryllium	0.69		0.699	2	20	
Chromium	23		22.8	1	20	
Copper	22		23.1	6	20	
Lead	11		11.1	3	20	
Nickel	27		28.0	3	20	
Selenium	<0.59		<0.60	NC	20	
Silver	<0.30		<0.30	NC	20	
Thallium	<0.59		<0.60	NC	20	
Zinc	50		50.8	1	20	
Barium	72		72.6	1	20	

Calculations are performed before rounding to avoid round-off errors in calculated results.

Client: Ecology and Environment, Inc.

Job Number: 500-12199-1

Method Blank - Batch: 500-41053

Method: 6010B
Preparation: 3050B

Lab Sample ID: MB 500-41053/1-A
Client Matrix: Solid
Dilution: 1.0
Date Analyzed: 06/25/2008 1817
Date Prepared: 06/25/2008 1106

Analysis Batch: 500-41124
Prep Batch: 500-41053
Units: mg/Kg

Instrument ID: TJA ICAP 61E Trace Analy
Lab File ID: P50625B
Initial Weight/Volume: 1.0 g
Final Weight/Volume: 100 mL

Analyte	Result	Qual	MDL	RL
Lead	<0.0075		0.11	0.0075

Lab Control Spike/
Lab Control Spike Duplicate Recovery Report - Batch: 500-41053

Method: 6010B
Preparation: 3050B

LCS Lab Sample ID: LCS 500-41053/2-A
Client Matrix: Solid
Dilution: 1.0
Date Analyzed: 06/25/2008 1823
Date Prepared: 06/25/2008 1106

Analysis Batch: 500-41124
Prep Batch: 500-41053
Units: mg/Kg

Instrument ID: TJA ICAP 61E Trace Analy
Lab File ID: P50625B
Initial Weight/Volume: 1.0 g
Final Weight/Volume: 100 mL

LCSD Lab Sample ID: LCSD 500-41053/3-A
Client Matrix: Solid
Dilution: 1.0
Date Analyzed: 06/25/2008 1830
Date Prepared: 06/25/2008 1106

Analysis Batch: 500-41124
Prep Batch: 500-41053
Units: mg/Kg

Instrument ID: TJA ICAP 61E Trace Ana
Lab File ID: P50625B
Initial Weight/Volume: 1.0 g
Final Weight/Volume: 100 mL

Analyte	% Rec. LCS	% Rec. LCSD	Limit	RPD	RPD Limit	LCS Qual	LCSD Qual
Lead	98	90	80 - 120	63	20		

Calculations are performed before rounding to avoid round-off errors in calculated results.

Client: Ecology and Environment, Inc.

Job Number: 500-12199-1

Method Blank - Batch: 500-41080

Method: 7471A
Preparation: 7471A

Lab Sample ID: MB 500-41080/1-A
Client Matrix: Solid
Dilution: 1.0
Date Analyzed: 06/25/2008 1527
Date Prepared: 06/25/2008 1400

Analysis Batch: 500-41099
Prep Batch: 500-41080
Units: mg/Kg

Instrument ID: Leeman Labs PS200 Merc
Lab File ID: N/A
Initial Weight/Volume: 0.60 g
Final Weight/Volume: 50 mL

Analyte	Result	Qual	MDL	RL
Mercury	<0.017		0.0067	0.017

Lab Control Spike - Batch: 500-41080

Method: 7471A
Preparation: 7471A

Lab Sample ID: LCS 500-41080/2-A
Client Matrix: Solid
Dilution: 1.0
Date Analyzed: 06/25/2008 1529
Date Prepared: 06/25/2008 1400

Analysis Batch: 500-41099
Prep Batch: 500-41080
Units: mg/Kg

Instrument ID: Leeman Labs PS200 Merc
Lab File ID: N/A
Initial Weight/Volume: 0.60 g
Final Weight/Volume: 50 mL

Analyte	Spike Amount	Result	% Rec.	Limit	Qual
Mercury	0.167	0.162	97	80 - 120	

Matrix Spike/
Matrix Spike Duplicate Recovery Report - Batch: 500-41080

Method: 7471A
Preparation: 7471A

MS Lab Sample ID: 500-12199-2
Client Matrix: Solid
Dilution: 1.0
Date Analyzed: 06/25/2008 1538
Date Prepared: 06/25/2008 1400

Analysis Batch: 500-41099
Prep Batch: 500-41080

Instrument ID: Leeman Labs PS200 Mer
Lab File ID: N/A
Initial Weight/Volume: 0.60 g
Final Weight/Volume: 50 mL

MSD Lab Sample ID: 500-12199-2
Client Matrix: Solid
Dilution: 1.0
Date Analyzed: 06/25/2008 1540
Date Prepared: 06/25/2008 1400

Analysis Batch: 500-41099
Prep Batch: 500-41080

Instrument ID: Leeman Labs PS200 Merc
Lab File ID: N/A
Initial Weight/Volume: 0.60 g
Final Weight/Volume: 50 mL

Analyte	% Rec. MS	% Rec. MSD	Limit	RPD	RPD Limit	MS Qual	MSD Qual
Mercury	97	97	75 - 125	0	20		

Calculations are performed before rounding to avoid round-off errors in calculated results.

Client: Ecology and Environment, Inc.

Job Number: 500-12199-1

Duplicate - Batch: 500-41080

Method: 7471A
Preparation: 7471A

Lab Sample ID: 500-12199-2
Client Matrix: Solid
Dilution: 1.0
Date Analyzed: 06/25/2008 1535
Date Prepared: 06/25/2008 1400

Analysis Batch: 500-41099
Prep Batch: 500-41080
Units: mg/Kg

Instrument ID: Leeman Labs PS200 Merc
Lab File ID: N/A
Initial Weight/Volume: 0.60 g
Final Weight/Volume: 50 mL

Analyte	Sample Result/Qual		Result	RPD	Limit	Qual
Mercury	0.012	J	0.0140	17	20	J

Calculations are performed before rounding to avoid round-off errors in calculated results.

Client: Ecology and Environment, Inc.

Job Number: 500-12199-1

Duplicate - Batch: 500-41171

Method: 9045C
Preparation: N/A

Lab Sample ID: 500-12199-1
Client Matrix: Solid
Dilution: 1.0
Date Analyzed: 06/26/2008 1131
Date Prepared: N/A

Analysis Batch: 500-41171
Prep Batch: N/A
Units: SU

Instrument ID: No Equipment Assigned
Lab File ID: N/A
Initial Weight/Volume: 1.0 mL
Final Weight/Volume: 1.0 mL

Analyte	Sample Result/Qual	Result	RPD	Limit	Qual
pH	8.23	8.320	1		

Calculations are performed before rounding to avoid round-off errors in calculated results.

Client: Ecology and Environment, Inc.

Job Number: 500-12199-1

Duplicate - Batch: 500-41118

Method: PercentMoisture
Preparation: N/A

Lab Sample ID: 500-12199-1
Client Matrix: Solid
Dilution: 1.0
Date Analyzed: 06/25/2008 2337
Date Prepared: N/A

Analysis Batch: 500-41118
Prep Batch: N/A
Units: %

Instrument ID: No Equipment Assigned
Lab File ID: N/A
Initial Weight/Volume:
Final Weight/Volume:

Analyte	Sample Result/Qual	Result	RPD	Limit	Qual
Percent Moisture	20	19	5		
Percent Solids	80	81	1	20	

Calculations are performed before rounding to avoid round-off errors in calculated results.

TestAmerica

THE LEADER IN ENVIRONMENTAL TESTING

TestAmerica
2417 Bond Street
University Park, IL 60466
708.534.5200

TAL-4124-500 [1107]

Sampler ID ____

Temperature on Receipt 3.2

Drinking Water? Yes ☐ No ☐

Chain of Custody Record

500-12199

06/26/2008

Client	Project Manager	Date	Chain of Custody Number
Ecology : Environment inc.	Dean Tiebout	6-24-08	
Address	**Telephone Number (Area Code)/Fax Number**	**Lab Number**	
33 W. Monroe St. Suite 550	312-578-4243 / 312-578-9345		Page 1 of 1

City	State	Zip Code	Site Contact	Lab Contact
Chicago	IL	60603	Dean Tiebout	Dick Wright

Project Name and Location (State)	Carrier/Waybill Number
Harrisburg Harrisburg, IL	FedEx 8566 5917 0734

Contract/Purchase Order/Quote No.

Analysis (Attach list if more space is needed)

Special Instructions/ Conditions of Receipt

	Sample I.D. No. and Description (Containers for each sample may be combined on one line)	Date	Time	Air	Aqueous	Sed.	Soil	PAINT	Unpres.	H2SO4	HNO3	HCl	NaOH	ZnAc/ NaOH	VOCs	SVOCs	P.P. metals + Bs	P.P. TCLP metals + Bs	pH/ph Solids	PCBs	Lead						Special Instructions/ Conditions of Receipt
1	E03HAB07 (14-16)	6-24-08	0920				✓		4						X	X	X	X	X								Please e-mail
2	E03HAB08 (2-4)	6-24-08	1030				✓		4						X	X	X	X	X								results to
3	E03HAB09 (0-2)	6-24-08	1135				✓		4						X	X	X	X	X	X							dtiebout@eme.c
4	E03HAB10 (0-2)	6-24-08	1315				✓		4						X	X	X	X	X	X							
5	E03HAB11 (8-10)	6-24-08	1410				✓		4						X	X	X	X	X								
6	E03HAB12 (4-6)	6-24-08	1530				✓		4						X	X	X	X	X								
7	E03A2LP3 (White Paint)	6-24-08	—					✓	1												X						
8	E03A1LP4 (White Deck Paint)	6-24-08	—					✓	1												X						
9	E03A2LP1 (Gray Wall Paint)	6-24-08	—					✓	1												X						
10	E03A1LP2 (Gray Wall Paint)	6-24-08	—					✓	1												X						

6-24-08

Possible Hazard Identification
☐ Non-Hazard ☐ Flammable ☐ Skin Irritant ☐ Poison B ☑ Unknown

Sample Disposal
☐ Return To Client ☑ Disposal By Lab ☐ Archive For ____ Months
(A fee may be assessed if samples are retained longer than 1 month)

Turn Around Time Required
☐ 24 Hours ☐ 48 Hours ☐ 7 Days ☐ 14 Days ☐ 21 Days ☑ Other 24 hour

QC Requirements (Specify)

	Date	Time		Date	Time
1. Relinquished By: C.E.	6-24-08	1700	1. Received By:	6/25/08	1020
2. Relinquished By			2. Received By		
3. Relinquished By			3. Received By		

Comments

DISTRIBUTION: WHITE - Returned to Client with Report; CANARY - Stays with the Sample; PINK - Field Copy

Login Sample Receipt Check List

Client: Ecology and Environment, Inc.

Job Number: 500-12199-1

Login Number: 12199
Creator: Lunt, Jeff T
List Number: 1

List Source: TestAmerica Chicago

Question	T / F/ NA	Comment
Radioactivity either was not measured or, if measured, is at or below background	True	
The cooler's custody seal, if present, is intact.	True	
The cooler or samples do not appear to have been compromised or tampered with.	True	
Samples were received on ice.	True	3.2
Cooler Temperature is acceptable.	True	
Cooler Temperature is recorded.	True	
COC is present.	True	
COC is filled out in ink and legible.	True	
COC is filled out with all pertinent information.	True	
There are no discrepancies between the sample IDs on the containers and the COC.	True	
Samples are received within Holding Time.	True	
Sample containers have legible labels.	True	
Containers are not broken or leaking.	True	
Sample collection date/times are provided.	True	
Appropriate sample containers are used.	True	
Sample bottles are completely filled.	True	
There is sufficient vol. for all requested analyses, incl. any requested MS/MSDs	True	
VOA sample vials do not have headspace or bubble is <6mm (1/4") in diameter.	True	
If necessary, staff have been informed of any short hold time or quick TAT needs	True	
Multiphasic samples are not present.	True	
Samples do not require splitting or compositing.	True	

Appendix F – Site Appraisal

George K. Cox & Associates, Inc. completed a site appraisal for the Department of Transportation.

Appraisal Report Follows:

SUMMARY REPORT

of the fee simple estate of a portion of the former Allen Miller Chevy property located at

520 North Commercial Street, Unit (TBD)
Harrisburg, Saline County, Illinois 62959



EFFECTIVE DATE OF APPRAISAL:	DATE OF INSPECTION:	DATE REPORT PREPARED:
June 19, 2008	*June 19, 2008*	*June 25, 2008*

PREPARED FOR:

J. Travis Emery
Illinois Department of Transportation
Region 5 / District 9 Land Acquisition Engineer
6491 Wards Mill Road
Marion, Illinois 62959
Telephone: 618-351-5401
Fax: 618-351-5413
James.Emery@illinois.gov

PREPARED BY:

George K. Cox & Associates, Inc.
PO Box 68
Hartford, Kentucky 42347
Telephone: (270) 314-3006
Fax: (270) 686-7204

The appraisal and report involve a **HYPOTHETICAL CONDITION**: that which is contrary to what exists but is supposed for the purpose of analysis. Hypothetical conditions assume conditions contrary to known facts about physical, legal, or economic characteristics of the subject property; or about conditions external to the property, such as market conditions or trends; or about the integrity of data used in an analysis. In this case, the property is being physically and legally divided, but the legal work related to the split is not yet available. The hypothetical condition assumes that the property has been divided as of the effective date of the appraisal.

George K. Cox, MAI, SRPA, SRA
Experience ▪ Knowledge ▪ Integrity ▪Trust
The Cox Valuation Group – 40 Years
Professional Solutions in Real Property Issues

www.georgekcoxmaisra.com

365 Roby Lane, PO Box 68
HARTFORD, KY 42347
Tel: (270)-314-3006
Fax: (270)-686-7204
Email: Gcox329330@aol.com

George K. Cox, MAI
President

J. Travis Emery
Illinois Department of Transportation
Region 5 / District 9 Land Acquisition Engineer
6491 Wards Mill Road
Marion, Illinois 62959

June 25, 2008

RE: Appraisal of the former Allen Miller Chevy property located at 520 North Commercial Street, Unit (TBD), Harrisburg, Saline County, Illinois 62959

Dear Mr. Emery:

Per your request, I have conducted the required investigation, gathered the necessary data, and made certain analyses that have enabled me to form an opinion of the fair market value of the fee simple estate in the above captioned subject property. The purpose of this valuation is to arrive at an opinion of the fair market value of subject property in fee simple title with consideration for damages, if any, and benefits, if any, to the remainder; and the total just compensation due property owner by reason of the taking as of June 19, 2008. The function of the appraisal is to provide you with a basis for internal decision making relative to possible acquisition.

This transmittal letter is not an appraisal report. The value reported is qualified by certain definitions, limiting conditions and certifications that are set forth within the attached report. In possessing and/or using this report, you acknowledge and accept said definitions, limiting conditions and certifications.

The effective date of the valuation is June 19, 2008. I have prepared a summary report and have concluded that the fair market value of the defined estate in the subject property ***as is*** based on market conditions on June 19, 2008 and based on the hypothetical condition, is

EIGHT-HUNDRED SIXTY-TWO THOUSAND DOLLARS ($862,000)

No personal property or equipment is included in the value opinion. If you need further information and/or clarification, please do not hesitate to contact me.

Respectfully submitted,

George K. Cox, MAI
KY Certified General Real Property Appraiser No. 000029
IL Certified General Real Estate Appraiser No. 153.0001690

TABLE OF CONTENTS

Part One – Introduction	
Title Page	i
Letter of Transmittal	ii
Table of Contents	iii
Certificate of Value	iv
Summary of Important Conclusions	v
Part Two – Premise of Appraisal	
Identification of Appraisal Format	7
Assumptions and Limiting Conditions	7 – 8
Purpose and Use of the Appraisal	9
Definition of Value and Date of Value Estimate	9
Property Rights Appraised	9
Scope of Appraisal	9 – 10
Part Three – Presentation of Data	
Identification of the Property	12
Prior Sales History and Current Offer/Listing Data	12
Area, City and Neighborhood Data	13 – 22
Site Data	23 – 28
Description of Improvements	29 – 31
Part Four – Analysis of the Data and Conclusions	
Highest and Best Use of Land as if Vacant	33 – 34
Highest and Best Use of Land as Improved	35 – 36
Valuation Process	37 – 39
Cost Approach	40 – 41
Sales Comparison Approach	42 – 49
Income Approach	50
Reconciliation and Final Value Estimate	51
Addendum	
Tax Cards	53 – 55
Deed	56 – 60
Appraiser Qualifications	61 – 69

CERTIFICATIONS

I certify that, to the best of my knowledge and belief:

the statements of fact contained in this appraisal report are true and correct.

the reported analyses, opinions, and conclusions are limited only by the reported assumptions and limiting conditions, and are my personal, impartial and unbiased professional analyses, opinions and conclusions.

I have no present or prospective interest in the property that is the subject of this report, and I have no personal interest with respect to the parties involved.

I have no bias with respect to the property that is the subject of this report or to the parties involved with this assignment.

my engagement in this assignment was not contingent upon developing or reporting predetermined results.

my compensation for completing this assignment is not contingent upon the development or reporting of a predetermined value or direction in value that favors the cause of the client, the amount of the value opinion, the attainment of a stipulated result, or the occurrence of a subsequent event directly related to the intended use of this appraisal.

my analyses, opinions and conclusions were developed, and this report has been prepared, in conformity with the requirements of the Uniform Standards of Professional Appraisal Practice, Code of Professional Ethics and the Standards of Professional Practice of the Appraisal Institute.

George K. Cox, MAI, SRA, made a personal inspection of the property that is the subject of this report.

no one provided significant real property appraisal assistance to the persons signing this report.

as of the date of this report, I, George K. Cox, MAI, SRA, have completed the requirements of the continuing education program of the Appraisal Institute.

the use of this report is subject to the requirements of the Appraisal Institute relating to review by its duly authorized representatives.

based on my experience and qualifications, I am competent to appraise the subject property.

George K. Cox, MAI

KY Certified General Real Property Appraiser No. 000029
IL Certified General Real Estate Appraiser No. 153.0001690

SUMMARY

Property Type:	Former auto dealership
Location:	520 North Commercial Street, Unit (TBD) Harrisburg, Saline County, Illinois 62959
Occupant:	Vacant
Current Owner:	Southeastern Illinois College Foundation
Proposed Owner of Subject Unit	State of Illinois
Type of Appraisal Report:	Summary Report
Date of Value Opinion:	June 19, 2008
Date of Inspection:	June 19, 2008
Date of Report:	June 25, 2008
Property Rights Appraised:	Fee simple estate
Land Area:	7.433 acres more or less
Subject Building Area:	32,000 sf (48%) of the total building area of 67,225 sf
Year of Improvement Construction:	1980
Zoning:	None (reported)
Flood Hazard Designation:	Does not appear to be located in a flood hazard area
Highest and Best Use:	
Land:	Retail
As Improved:	Retail

Value Indications:

	As is
Value by *Cost Approach*	Not Completed
Sales Comparison Approach	$862,000
Income Approach	Not Completed
Fair Market Value Opinion (based on the hypothetical condition)	**$862,000**

PART TWO

PREMISE OF THE APPRAISAL

Report Format – The findings and conclusions are presented in **summary** format.

Assumptions and Limiting Conditions - The appraisal has been made subject to the following general assumptions:

1. No responsibility is assumed for the legal description provided or for matters pertaining to legal or title considerations. Title to the property is assumed to be marketable unless otherwise stated.

2. The property is appraised free and clear of any or all liens or encumbrances unless otherwise stated.

3. Responsible ownership and competent management are assumed.

4. The information furnished by others is believed to be reliable, but no warranty is given for its accuracy. It is assumed that information provided by the owner and client is accurate. It is assumed that sale and lease data provided by the government and/or compiled by other firms is accurate. It is assumed that the cost data provided by Marshall Valuation is accurate.

5. All engineering studies are assumed to be correct. The plot plans and illustrative material in this report are included only to help the reader visualize the property.

6. It is assumed that there are no hidden or unapparent conditions of the property, subsoil, or structures that render it more or less valuable. No responsibility is assumed for such conditions or for obtaining the engineering studies that may be required to discover them. It is assumed that there are no structural defects hidden by floor or wall coverings or any other hidden or unapparent conditions of the property; that all mechanical equipment and appliances are in good working condition; and that all electrical components and the roofing are in good condition. If the client has any questions regarding these items, it is the client's responsibility to order appropriate inspections. The appraiser assumes no responsibility for these items.

7. It is assumed that the property is in full compliance with all applicable federal, state, and local environmental regulations and laws unless the lack of compliance is stated, described, and considered in the appraisal report.

8. It is assumed that the property conforms to all applicable zoning and use regulations and restrictions unless nonconformity has been identified, described and considered in the appraisal report.

9. It is assumed that all required licenses, certificates of occupancy, consents, and other legislative or administrative authority from any local, state, or national government or private entity or organization have been or can be obtained or renewed for any use on which the value opinion contained in this report is based.

10. It is assumed that the use of the land and improvements is confined within the boundaries or property lines of the property described and that there is no encroachment or trespass unless noted in the report.

11. Unless otherwise stated in this report, the existence of hazardous materials, which may or may not be present on the property, was not observed by the appraiser. The appraiser has no knowledge of the existence of such materials on or in the property. The appraiser, however, is not qualified to detect such substances. The presence of substances such as asbestos, urea-formaldehyde foam insulation, and other potentially hazardous materials may affect the value of the property. The value opinion is predicated on the assumption that there is no such material on or in the

property that would cause a loss in value. No responsibility is assumed for such conditions or for any expertise or engineering knowledge required to discover them. The intended user is urged to retain an expert in this field, if desired.

This appraisal report has been made with the following general limiting conditions:

1. Any allocation of the total value opinion in this report between the land and the improvements applies only under the stated program of utilization. The separate values allocated to the land and buildings must not be used in conjunction with any other appraisal and are invalid if so used.

2. Possession of this report, or a copy thereof, does not carry with it the right of publication.

3. The appraiser, by reason of this appraisal, is not required to give further consultation or testimony or to be in attendance in court with reference to the property in question unless arrangements have been previously made.

4. Neither all nor any part of the contents of this report (especially any conclusions as to value, the identity of the appraiser, or the firm with which the appraiser is connected) shall be disseminated to the public through advertising, public relations, news, sales or other media without the prior written consent and approval of the appraiser. Further, neither the appraiser nor the appraisal firm assumes any obligation, liability, or accountability to any third party. If this report is placed in the hands of anyone but the client, client shall make such party aware of all of the assumptions and limiting conditions of the assignment.

5. Any value opinions provided in the report apply to the entire property, and any proration or division of the total into fractional interests will invalidate the value opinion, unless such proration or division of interests has been set forth in the report.

6. When applicable, any proposed improvements are assumed to have been completed unless otherwise stipulated; any construction is assumed to conform to the building plans referenced in the report.

7. The forecasts, projections, or operating opinions contained herein are based on current market conditions, anticipated short-term supply and demand factors, and a continued stable economy. These forecasts are, therefore, subject to changes with future conditions.

8. It is unknown if the property is in total compliance with the Americans with Disabilities Act. The appraiser is not an expert in such matters and cautions the reader to obtain an expert in this field. It should be noted that the property is comparable to those properties cited in the report relative to this act. In other words, if any non-compliance is inherent in the subject, it will be accounted for in that the sales are comparable to the subject.

9. By using this appraisal and report, the client recognizes that the real estate market is imperfect, that the use of analytical techniques and subsequent value opinions are dependent on the quantity and quality of data, and that the value opinion is based on data available as of the effective date of the appraisal. As with all important decisions, it may be advisable for the client to get a second opinion. Should the clients' secondary source reach a conclusion significantly different from our own, we will gladly reevaluate any new data.

10. By using this appraisal and report, the client acknowledges and agrees that the maximum appraiser liability due to error is limited to the appraisal fee.

Purpose and Use of the Appraisal – The purpose of this valuation is to arrive at an opinion of the fair market value of subject property in fee simple title with consideration for damages, if any, and benefits, if any, to the remainder; and the total just compensation due property owner by reason of the taking as of June 19, 2008. The use of the appraisal is to provide the client with a basis for making decisions relative to possible acquisition. The client is the only intended user.

Definition of Fair Market Value[1] - That price which a willing buyer would pay in cash and a willing seller would accept, when the buyer is not compelled to buy and the seller is not compelled to sell.

Date of Value Opinion – The subject property is valued as of June 19, 2008, and the value opinion(s) in this report were based on market data and conditions as of June 19, 2008. The date of the detailed inspection of the property was June 19, 2008. As of the date of inspection, market conditions were projected to remain relatively stable. It is impossible to accurately anticipate the future conditions that could influence values. Any substantial changes in market conditions could have a favorable or unfavorable influence on the value. The appraiser accepts no responsibility regarding future changes in the market that could not be anticipated as of the date of the report.

Exposure Time - The value opinion assumes that the subject had been on the market up to one year.

Property Rights Appraised – The estate appraised is **fee simple**[2] **estate,** an absolute ownership unencumbered by any other interest or estate; subject only to the limitations imposed by the governmental powers of eminent domain, escheat, police power, and taxation.

Scope of the Appraisal - The subject was visited on June 19, 2008 by George K. Cox, MAI, SRA. The appraiser observed the exterior and interior of the space proposed to be acquired by the State of Illinois.

The building was not measured nor was a survey performed. Data concerning the building dimensions had been previously provided. The client also provided a title commitment as well as a prior appraisal report of the entire property.

The analysis of the neighborhood and the marketing area is based on information obtained from national, state, and local sources. There are factual data contained within this report that have been generated by my office either independently or through cooperative efforts of other firms or persons. The reported analyses, opinions, and conclusions are limited only by the reported assumptions and limiting conditions, and are my personal, unbiased professional analyses, opinions and conclusions.

The term "inspection" as used in the appraisal does not mean the same thing as an engineering inspection or one that would be performed by a building inspector. Rather, "to inspect" simply means "to view" in the context of the appraisal and report.

The extent of the appraisal process requires compliance with the Uniform Standards of Professional Appraisal Practice promulgated by the Appraisal Standards Board of the Appraisal Foundation and the Guide Notes. It is also subject to the Standards of Professional Practice and Ethics of the Appraisal Institute. In preparing this appraisal, the appraiser(s)

- reviewed the property details including maps, and/or aerials, topographic data, etc.;

[1] IL Department of Transportation Appraisal Report Form #BRW 742-1 rev 6/00
[2] *The Dictionary of Real Estate Appraisal, 4th Edition*, 2002

- considered the application of the approaches to value, cost approach, sales comparison approach and income approach;

- concluded that neither the cost approach nor the income approach was applicable to this assignment since a typical market participant would not consider them;

- gathered information on improved sales and land sales;

- verified[3] and analyzed the data;

- completed sales comparison analyses; and

- formed an opinion of value in the final reconciliation.

To develop the opinion of value, the appraiser performed an appraisal process as outlined in the scope of work and as reflected throughout the report.

The appraiser reserves the right to modify the appraisal and report if data becomes available that, had it been known, would have impacted the appraiser's conclusion(s).

The **Summary Appraisal Report** includes a summary of the relevant data considered by the appraiser and is a recapitulation of the appraiser's data, analysis, and conclusions. Supporting documentation is retained in the appraiser's file, including but not limited to, electronic databases.

[3] I have not independently verified data that has been provided to us as being factual.

PART THREE

PRESENTATION OF THE DATA

IDENTIFICATION OF THE PROPERTY

Reference: A 7.433 acre tract developed with a former auto dealership

Street Address: 520 North Commercial Street, Unit (TBD)
Harrisburg, Saline County, Illinois 62959

Legal Description: The legal description for the parcel is included in the addendum.

History: The entire property has transferred within the past three years. According to the public record (PTAX-203 IL Real Estate Transfer Declaration, the property sold for $1,490,000. According to Deed Record 1932 at page 564, the Grantor was the Bank of Marion, and the Grantee was Southeastern Illinois College Foundation. The deed is dated March 12, 2008. The subject property will be split from this larger tract.



AREA, CITY and NEIGHBORHOOD DATA

Radius Data

1 mile, 3 mile and 5 mile

Demographic and Income Profile - Appraisal Version

Prepared by GKC

Harrisburg
520 N Commercial St
Harrisburg, IL 62946

Site Type: Radius

Latitude: 37.742829
Longitude: -88.527329
Radius: 1.0 mile

Summary	2000	2008	2013
Population	2,435	2,289	2,250
Households	1,106	1,046	1,030
Families	623	568	544
Average Household Size	2.12	2.10	2.10
Owner Occupied HUs	659	638	621
Renter Occupied HUs	447	408	409
Median Age	38.3	40.2	41.7

Trends: 2008-2013 Annual Rate	Area	State	National
Population	-0.34%	0.79%	1.23%
Households	-0.31%	0.77%	1.26%
Families	-0.86%	0.49%	1.05%
Owner HHs	-0.54%	0.62%	1.07%
Median Household Income	1.88%	3.01%	3.19%

	2000		2008		2013	
Households by Income	**Number**	**Percent**	**Number**	**Percent**	**Number**	**Percent**
< $15,000	357	31.0%	266	25.4%	238	23.1%
$15,000 - $24,999	221	19.2%	161	15.4%	156	15.2%
$25,000 - $34,999	200	17.3%	196	18.7%	180	17.5%
$35,000 - $49,999	181	15.7%	186	17.7%	179	17.4%
$50,000 - $74,999	121	10.5%	160	15.3%	185	18.0%
$75,000 - $99,999	40	3.5%	41	3.9%	54	5.2%
$100,000 - $149,999	23	2.0%	24	2.3%	21	2.0%
$150,000 - $199,000	10	0.9%	7	0.7%	8	0.8%
$200,000+	0	0.0%	7	0.7%	8	0.8%
Median Household Income	$24,929		$28,957		$31,789	
Average Household Income	$30,880		$36,112		$39,225	
Per Capita Income	$15,267		$16,817		$18,289	

	2000		2008		2013	
Population by Age	**Number**	**Percent**	**Number**	**Percent**	**Number**	**Percent**
0 - 4	145	6.0%	139	6.1%	134	6.0%
5 - 9	145	6.0%	127	5.5%	123	5.5%
10 - 14	170	7.0%	126	5.5%	123	5.5%
15 - 19	161	6.6%	141	6.2%	131	5.8%
20 - 24	172	7.1%	156	6.8%	141	6.3%
25 - 34	305	12.5%	307	13.4%	280	12.4%
35 - 44	354	14.5%	296	12.9%	285	12.7%
45 - 54	330	13.5%	328	14.3%	310	13.8%
55 - 64	229	9.4%	285	12.5%	320	14.2%
65 - 74	210	8.6%	182	8.0%	201	8.9%
75 - 84	154	6.3%	137	6.0%	132	5.9%
85+	61	2.5%	65	2.8%	70	3.1%

Data Note: Income is expressed in current dollars.

Source: U.S. Bureau of the Census, 2000 Census of Population and Housing. ESRI forecasts for 2008 and 2013.

©2008 ESRI

Demographic and Income Profile - Appraisal Version

Prepared by GKC

Harrisburg
520 N Commercial St
Harrisburg, IL 62946

Site Type: Radius

Latitude: 37.742829
Longitude: -88.527329
Radius: 3.0 mile

Summary	2000	2008	2013
Population	10,791	10,351	10,227
Households	4,486	4,332	4,288
Families	2,777	2,603	2,519
Average Household Size	2.23	2.21	2.20
Owner Occupied HUs	3,173	3,124	3,070
Renter Occupied HUs	1,313	1,207	1,218
Median Age	38.5	40.1	41.4

Trends: 2008-2013 Annual Rate	Area	State	National
Population	-0.24%	0.79%	1.23%
Households	-0.2%	0.77%	1.26%
Families	-0.65%	0.49%	1.05%
Owner HHs	-0.35%	0.62%	1.07%
Median Household Income	2.02%	3.01%	3.19%

	2000		2008		2013	
Households by Income	**Number**	**Percent**	**Number**	**Percent**	**Number**	**Percent**
< $15,000	1,195	26.2%	866	20.0%	759	17.7%
$15,000 - $24,999	907	19.9%	758	17.5%	716	16.7%
$25,000 - $34,999	688	15.1%	714	16.5%	653	15.2%
$35,000 - $49,999	732	16.1%	738	17.0%	704	16.4%
$50,000 - $74,999	648	14.2%	737	17.0%	845	19.7%
$75,000 - $99,999	234	5.1%	302	7.0%	325	7.6%
$100,000 - $149,999	93	2.0%	122	2.8%	181	4.2%
$150,000 - $199,000	21	0.5%	44	1.0%	45	1.0%
$200,000+	37	0.8%	50	1.2%	60	1.4%
Median Household Income	$27,081		$31,983		$35,340	
Average Household Income	$35,773		$42,675		$46,913	
Per Capita Income	$15,215		$18,970		$20,949	

	2000		2008		2013	
Population by Age	**Number**	**Percent**	**Number**	**Percent**	**Number**	**Percent**
0 - 4	608	5.6%	602	5.8%	576	5.6%
5 - 9	620	5.7%	562	5.4%	540	5.3%
10 - 14	717	6.6%	556	5.4%	560	5.5%
15 - 19	1,166	10.8%	1,070	10.3%	1,031	10.1%
20 - 24	580	5.4%	612	5.9%	555	5.4%
25 - 34	1,182	11.0%	1,195	11.5%	1,141	11.2%
35 - 44	1,506	14.0%	1,200	11.6%	1,116	10.9%
45 - 54	1,353	12.5%	1,448	14.0%	1,374	13.4%
55 - 64	1,080	10.0%	1,232	11.9%	1,397	13.7%
65 - 74	930	8.6%	892	8.6%	917	9.0%
75 - 84	746	6.9%	642	6.2%	667	6.5%
85+	302	2.8%	340	3.3%	355	3.5%

Data Note: Income is expressed in current dollars.

Source: U.S. Bureau of the Census, 2000 Census of Population and Housing. ESRI forecasts for 2008 and 2013.

©2008 ESRI

Demographic and Income Profile - Appraisal Version

Prepared by GKC

Harrisburg
520 N Commercial St
Harrisburg, IL 62946

Site Type: Radius

Latitude: 37.742829
Longitude: -88.527329
Radius: 5.0 mile

Summary	2000	2008	2013
Population	12,376	11,998	11,883
Households	5,112	4,992	4,955
Families	3,246	3,087	3,001
Average Household Size	2.27	2.25	2.24
Owner Occupied HUs	3,726	3,712	3,662
Renter Occupied HUs	1,386	1,279	1,293
Median Age	38.8	40.6	42.0

Trends: 2008-2013 Annual Rate	Area	State	National
Population	-0.19%	0.79%	1.23%
Households	-0.15%	0.77%	1.26%
Families	-0.56%	0.49%	1.05%
Owner HHs	-0.27%	0.62%	1.07%
Median Household Income	2.19%	3.01%	3.19%

	2000		2008		2013	
Households by Income	**Number**	**Percent**	**Number**	**Percent**	**Number**	**Percent**
< $15,000	1,312	25.4%	971	19.4%	856	17.3%
$15,000 - $24,999	972	18.8%	822	16.5%	775	15.6%
$25,000 - $34,999	782	15.1%	795	15.9%	723	14.6%
$35,000 - $49,999	842	16.3%	847	17.0%	803	16.2%
$50,000 - $74,999	778	15.1%	889	17.8%	1,028	20.7%
$75,000 - $99,999	287	5.6%	388	7.8%	404	8.2%
$100,000 - $149,999	121	2.3%	157	3.1%	231	4.7%
$150,000 - $199,000	27	0.5%	57	1.1%	55	1.1%
$200,000+	47	0.9%	67	1.3%	80	1.6%
Median Household Income	$28,190		$33,560		$37,407	
Average Household Income	$37,615		$44,714		$49,058	
Per Capita Income	$15,782		$19,572		$21,559	

	2000		2008		2013	
Population by Age	**Number**	**Percent**	**Number**	**Percent**	**Number**	**Percent**
0 - 4	704	5.7%	699	5.8%	667	5.6%
5 - 9	722	5.8%	665	5.5%	640	5.4%
10 - 14	830	6.7%	659	5.5%	671	5.6%
15 - 19	1,283	10.4%	1,167	9.7%	1,136	9.6%
20 - 24	648	5.2%	692	5.8%	625	5.3%
25 - 34	1,350	10.9%	1,365	11.4%	1,305	11.0%
35 - 44	1,761	14.2%	1,412	11.8%	1,303	11.0%
45 - 54	1,591	12.9%	1,728	14.4%	1,646	13.8%
55 - 64	1,279	10.3%	1,464	12.2%	1,665	14.0%
65 - 74	1,060	8.6%	1,064	8.9%	1,091	9.2%
75 - 84	826	6.7%	718	6.0%	757	6.4%
85+	321	2.6%	368	3.1%	383	3.2%

Data Note: Income is expressed in current dollars.

Source: U.S. Bureau of the Census, 2000 Census of Population and Housing. ESRI forecasts for 2008 and 2013.

©2008 ESRI

Harrisburg
520 N Commercial St
Harrisburg, IL 62946

Traffic Map

Prepared by GKC
June 22, 2008

Latitude: 37.742829
Longitude: -88.527329

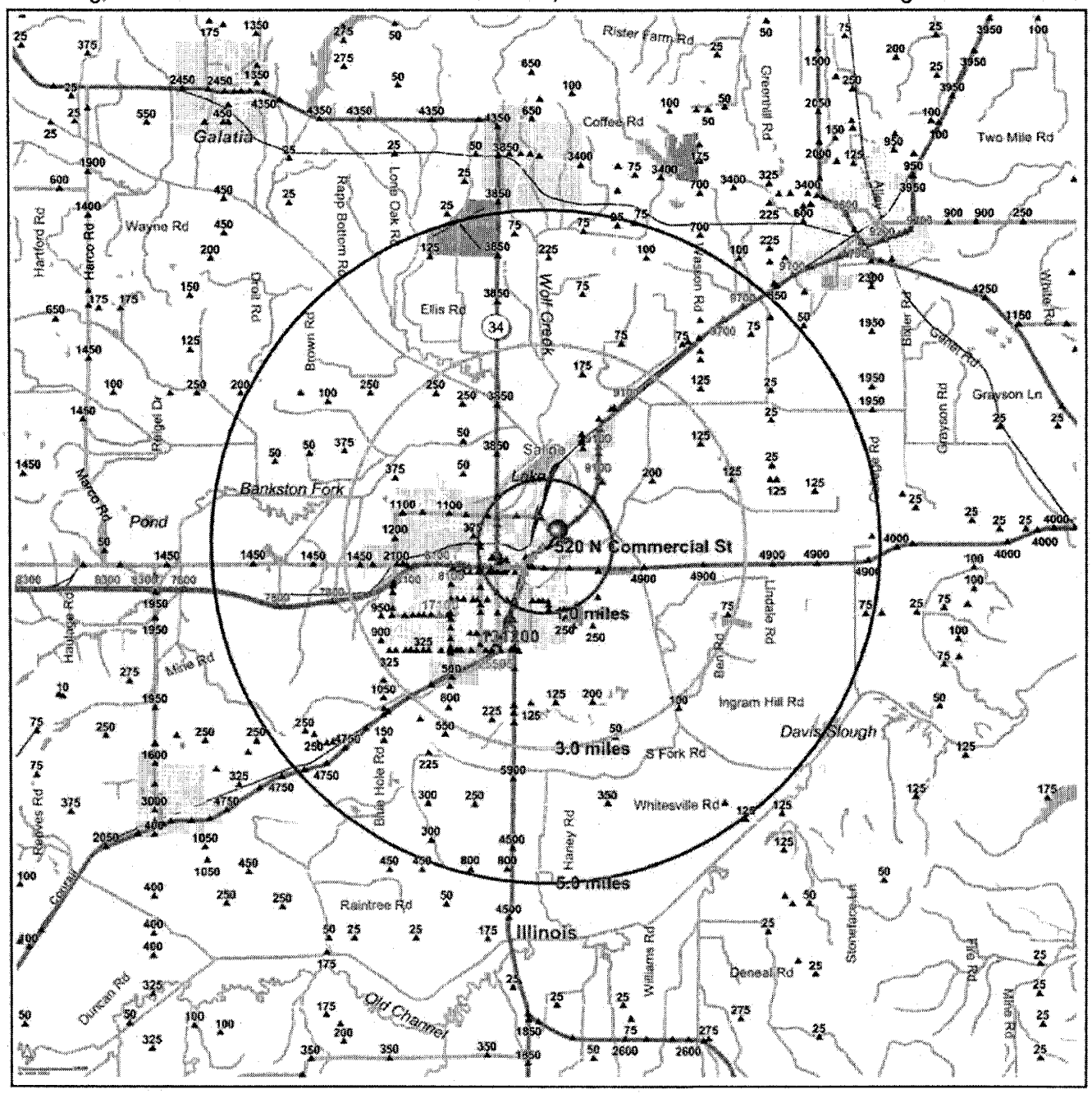

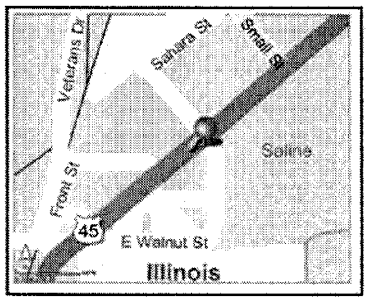



Average Daily Traffic Volume

- More than 100,000 per day
- 50,001 - 100,000
- 30,001 - 50,000
- 15,001 - 30,000
- 6,001 - 15,000
- Up to 6,000 per day
- Interstate counts

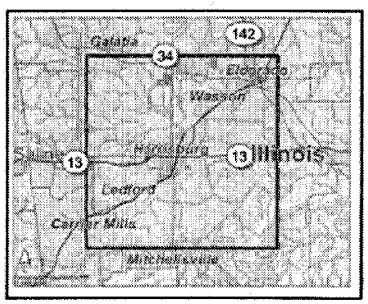

Source: © 2008 MPSI Systems Inc. d.b.a. DataMetrix®

ADDITIONAL AREA[4] DATA

Economic Development Amenities

Municipal Services

Local Government MAYOR / COUNCIL / CITY — Municipal Zoning NO
Comprehensive Plan Yes — Rev. 0 — County Zoning NO
Subdivision Ordinance NO — Home Rule NO
w/ Design Standards — Public Library YES
Emergency 911 System YES — Rescue Squad YES

Fire Insurance Class 5 in city 7 outside

	Full Time	Part Time	Volunteer
Fire Department	7	17	0
Police Department	14	0	0

Commercial Services

General Waste Disposal YES — Radio Stations 1
Special Waste Disposal YES — TV Channels 5
Cable YES
Newspapers 2 Daily 1 Weekly

Machine Shops 1 If none, distance to nearest 7 MI 11 KM
Tool & Die 0 If none, distance to nearest MI KM

Banks 5 Assets $ 746,000,000
Savings and Loans 0 Assets $ 0

Additional Economic Amenities

Competitive Communities Initiatives NO — Stages 0 — Foreign Trade Zone NO
Enterprise Zone YES — Tax Increment Financing Dist YES

Transportation

MotorCarrier

Highways Serving Community 1 Federal 3 State
Interstates Serving Community I-57, I-24
Nearest Interchange NO Distance 23 MI 37 KM

Motor Freight Terminals 2
Local Carriers 0
Interstate Carriers 9
Intrastate Carriers 0

Package Delivery Service YES
Commercial Bus Service NO

Air

Nearest Commercial Airport WILLIAMSON COUNTY REGIONAL AIRPORT
Local NO 27 MI 43 KM
Commercial Airlines 1 Flights per day 2

Nearest Public Airport HARRISBURG-RALEIGH AIRPORT
Local NO 3 MI 5 KM
Type of Surface ASPHALT
Longest Runway 4,000 FT 1,220 M
Runway Lighted YES
Fuel Available YES — Charter Service Available YES
Pvt Storage Available YES — Pvt Maintenance Available YES

[4] http://www2.illinoisbiz.biz/communityprofiles/profiles/HARRISBURG.htm

Water

City Adjoins Navigable Water NO
Name of Waterway NONE
Public Barge NO
Private Barge NO
Channel Depth 0 FT 0 M
Length Of Season 0 Months
Public Dock Local NO 23 MI 37 KM

Travel Time

(distance and travel time for goods in transit to selected major cities)

City	Highway Miles	Highway Km.	Days by Rail	Days by Truck
Atlanta	444	710	0	1
Chicago	389	622	0	1
Cleveland	524	838	0	2
Dallas	675	1,080	0	2
Denver	990	1,584	0	3
Detroit	537	859	0	2
Kansas City	392	627	0	1
Los Angeles	1,966	3,146	0	5
Memphis	240	384	0	1
Minneapolis	716	1,146	0	2
New Orleans	633	1.013	0	2
New York	911	1,458	0	3
St. Louis	141	226	0	1
Seattle	2,258	3,613	0	5

Railroad(s) **Frequency of Switching**

NONE

Piggyback Service NO 7 MI 11 KM
Container Service NO 0 MI 0 KM

Remarks

Utilities

Water

Water Supplier MUNICIPAL
Water Source RIVER

	Gallons/Day	Liters/Day
Storage Capacity	6,000,000	22,800,000
Treatment Capacity	4,000,000	15,200,000
Average Daily Demand	2,500,000	9,500,000
Peak Daily Demand	3,000,000	11,400,000
Excess Capacity	0	0

Waste Water Treatment

Type of Sewage Treatment Plant PRIMARY
Process

Treatment Capacity	1,250,000	4,750,000
Present Load	1,000,000	3,800,000
Excess Capacity	250,000	950,000

Natural Gas - Electricity - Telecommunications

Gas Supplier UNITED CITIES
Electric Supplier AMEREN/CIPS
Local Telephone Supplier VERIZON
Digital Switching YES
Fiber Optics YES
Long Distances Carriers AT&T SPRINT MCI

Remarks

Health Facilities

Number of Hospitals in Community 1 Total Number of Beds 78
If No Hospital, Dist to Nearest 0 MI 0 KM
Clinic YES
Doctors in Community 30
Dentists in Community 7
Emergency Medical Treatment Local YES 0 MI 0 KM

Remarks

Education Facilities (in community)

Type	Number	Teachers	Enrollment
Elementary	2	0	1,011
Junior High	1	0	322
High School	1	0	604
Trade & Technical	0	0	0
Community College	1	161	9,500
Four-Yr College	0	0	0
University	1	1,051	21,589

Latest A.C.T. Composite Score 21.0

Remarks
K-6, 7-8, 9-12: TOTAL 153 TEACHERS. 2001-2002
SCHOOL YEAR.

Employment

Major Employers In The Community

Employer	Product/Service	Employees	Union Affiliation	Year Established
AMERICAN COAL CORPORATION	COAL	425	NONE	1998
NATIONWIDE GLOVE	GLOVES	100	UFCU	1946
ILLINOIS YOUTH CENTER	CORRECTIONAL CENTER	225	AFSME/INA	0
WAL-MART	RETAIL	135	NONE	0
HARRISBURG SCHOOL DISTRIC	EDUCATION	157	IEA/NEA TCHRS	0
SOUTHERN TRUSS	BUILDING COMPONANTS	55	NONE	1979
H.M.C.	HEALTH SERVICES	400	NONE	1974
HARRISBURG TRUSS	BLDG COMPONENTS	43	NONE	1989

Labor Force

Labor Force Summary for SALINE COUNTY
Annual Average for Year 2004

Total Labor Force	11,629
Unemployed	865
Percentage	7.40%
Total Employed	10,764
Manufacturing	6.60%
Non-Manufacturing	93.00%
Agriculture	0.40%

Community Union Activity

Last Year Data Available 1990
Labor Relations Board Elections

Number in Last 5 Years	1
Number won by union	1
Number won by company	0
Work stoppage occurrences within last 5 years	2
Number of employees involved	510

Wage Rates

Wage rates for experienced workers in selected occupations working in the EDR 8 SOUTHERN

Occupation	Entry	Top	Occupation	Entry	Top
Accountant/Auditor	$ 12.67	$ 26.42	Maintenance Mechanic	$ 8.81	$ 17.13
Assembler-Electronic	$ 6.85	$ 12.02	Office Clerk	$ 6.53	$ 11.29
Assembler-Production	$ 7.12	$ 11.64	Secretary	$ 7.05	$ 11.86
Computer Operator	$ 7.59	$ 13.70	Sheet Metal Worker	$ 9.36	$ 13.28
Computer Programmer	$ 13.50	$ 27.58	Ship-Recving Clerk	$ 7.33	$ 13.17
Data Entry Operator	$ 6.60	$ 10.03	Systems Analyst	$ 16.79	$ 29.01
Drill or Punch Press	$ 8.75	$ 14.50	Technician	$ 0.00	$ 0.00
Engineer	$ 18.76	$ 28.19	Tool & Die Maker	$ 13.01	$ 18.99
Janitor/Porter/Cleaner	$ 6.15	$ 9.87	Warehouse Worker	$ 9.10	$ 14.03
Laborer	$ 7.57	$ 19.01	Welder	$ 9.67	$ 13.13
Machinist	$ 10.06	$ 16.34	Word Processor	$ 6.74	$ 10.40

Remarks
WAGE RATES UPDATED MAY 2005 FROM IL DEPT OF
EMPLOYMENT SECURITY WEB SITE AT
http://lmi.ides.state.il.us/wagedata/wage.htm.

Community Facilities

(Available within 10 miles)

Motels/Hotels	3	Protestant Churches	37
Number of Rooms	200	Catholic Churches	2
Restaurants	50	Jewish Synagogues	0
Capacity of Largest Banquet Room	300	Country Clubs	1
Public Golf Courses	1	Health Clubs	0
Public Tennis Courts	4	Public Swimming Pools	2
Public Access to Lake/River	NO		
Name of Lake/River			

Remarks
ACCESS TO OHIO RIVER - 23 MILES.

Economic / Industrial Development Contact
Tammy Weston
Executive Director
Southeastern IL RPDC
230 W Poplar/PO Box 606
Harrisburg, IL 629460606
Phone (618) 252-5001
Fax (618) 252-0210

Profile Information Provided By
Tammy Weston
Executive Director
Southeastern IL RPDC
230 W Poplar/PO Box 606
Harrisburg, IL 629460606
Phone (618) 252-7463
Fax (618) 252-7464

Other Information
Zip Code(s) 62946

Rep Dist 118
Senate Dist 59
Congressional Dist 19

Remarks
Southeastern Illinois Regional Planning & Development Commission Web Site: www.sirpdc.org, E-mail: sirpdctw@midamer.net

---

Last updated 05/12/2005
Copyright © 2005 by Department of Commerce and Community Affairs

---

Community Profiles DCCA Home Page

Numerous shopping opportunities exist in the subject's immediate neighborhood as well as along commercial corridors in Harrisburg. According to Mapquest, restaurants in close proximity include Teouilas Mexican Restaurant (0.04 mi), China Buffet (0.04 mi), Ponderosa (0.09 mi), Subway (0.14 mi), Stanley's Bar B Que (0.38 mi), Domino's Pizza (0.44 mi), Hardee's (0.51 mi), Arby's (0.52 mi) and Pizza Hut (0.55 mi). National chains also include Little Caesar's (0.57 mi), Burger King (0.6 mi), KFC (0.6 mi), Long John Silvers (0.63 mi), Dairy Queen (0.64 mi), Sonic Drive-In (0.65 mi) and McDonald's (0.66 mi).

Campgrounds[5] near Harrisburg, Illinois: Bear Branch, (13 mi); Teal Pond, (14 mi); Redbud, (15 mi); Bay Creek Ranch, (19 mi); Double M, (21 mi); Duck Bay, (21 mi); Oak Point, (21 mi); Pine Ridge, (22 mi); Steamboat Hill, (22 mi) and Buck Ridge, (25 mi).

Lakes[6] near Harrisburg, Illinois: Harrisburg Reservoir, (4 mi); Berkel Lake, (10 mi); Eldorado Reservoir, (5 mi); Gaskin Lake, (8 mi); Lost Lake, (8 mi); Parker Lakes, (10 mi); Barger Lake, (12 mi); Cottonwood Pond, (11 mi); Glen Jones Lake, (13 mi); Glen O Jones Lake, (13 mi); Lake Helen, (13 mi); Lake Murphysboro, (13 mi); Open Pond, (11 mi); Snockey Pond, (11 mi); Teal Pond, (14 mi) and Willow Lake, (11 mi).

Since this is a summary report, no additional detailed data of this type is included. The immediate marketing area includes the Harrisburg market, and the subject would generally be located on a local basis. The area in general, though reflecting a small population, reflects numerous amenities including schools, shopping and recreational facilities. These factors coupled with good linkage to larger markets enhance the Harrisburg market.

---

[5] http://www.hikercentral.com/metros/25380.html
[6] ibid

SITE DATA

Dimensions, Shape and Area

The subject is to be split (improvement ownership plus a license to use designated parking) from the larger parcel shown below. The plat is included below: The red boundary is approximate and is based on a deed plot of the site that has been overlaid onto the plat.

Deed areas include:

	Acres
Parcel 1	6.84
Parcel 1 Exception	-0.115
Parcel 2	0.20
Parcel 3	0.508
Total Acres	7.433

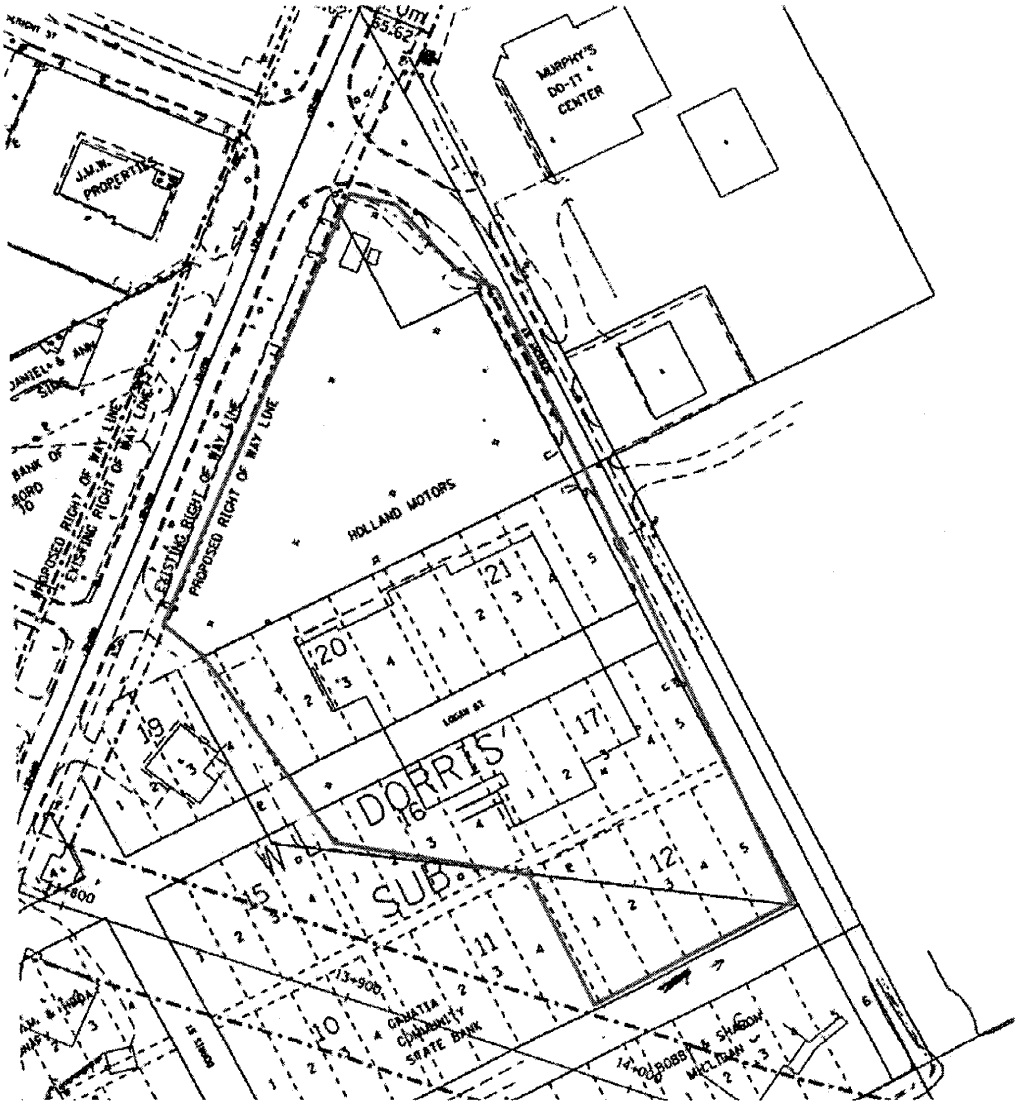

DEED PLOT

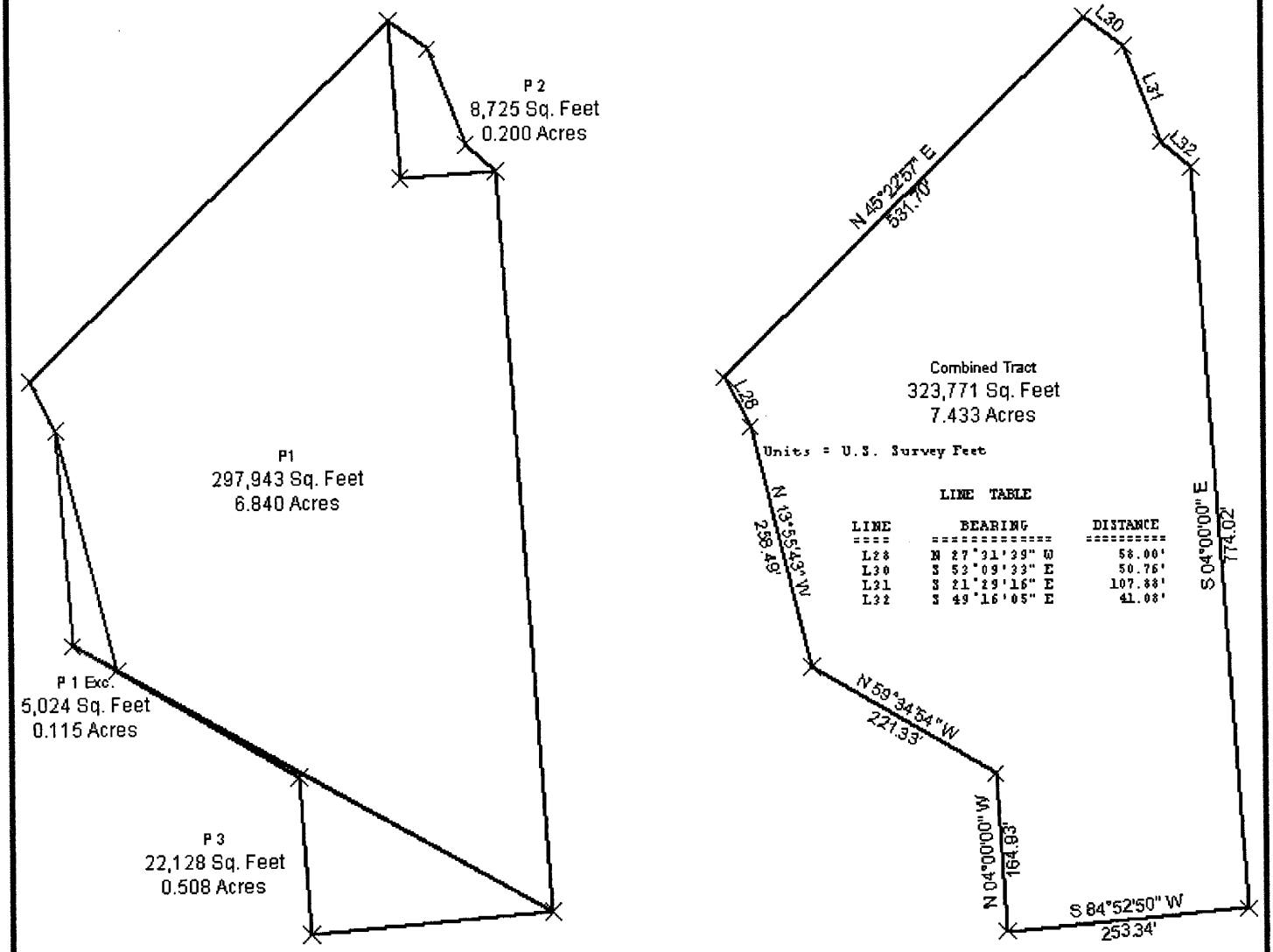

LINE TABLE

LINE	BEARING	DISTANCE
L28	N 27°31'39" W	58.00'
L30	S 53°09'33" E	50.76'
L31	S 21°29'16" E	107.88'
L32	S 49°16'05" E	41.08'

Topography and Drainage

The overall terrain is near street grade and relatively level for the site and surrounding area. Drainage of surface runoff is considered good in the area and from the subject property. Refer to the topography map below:

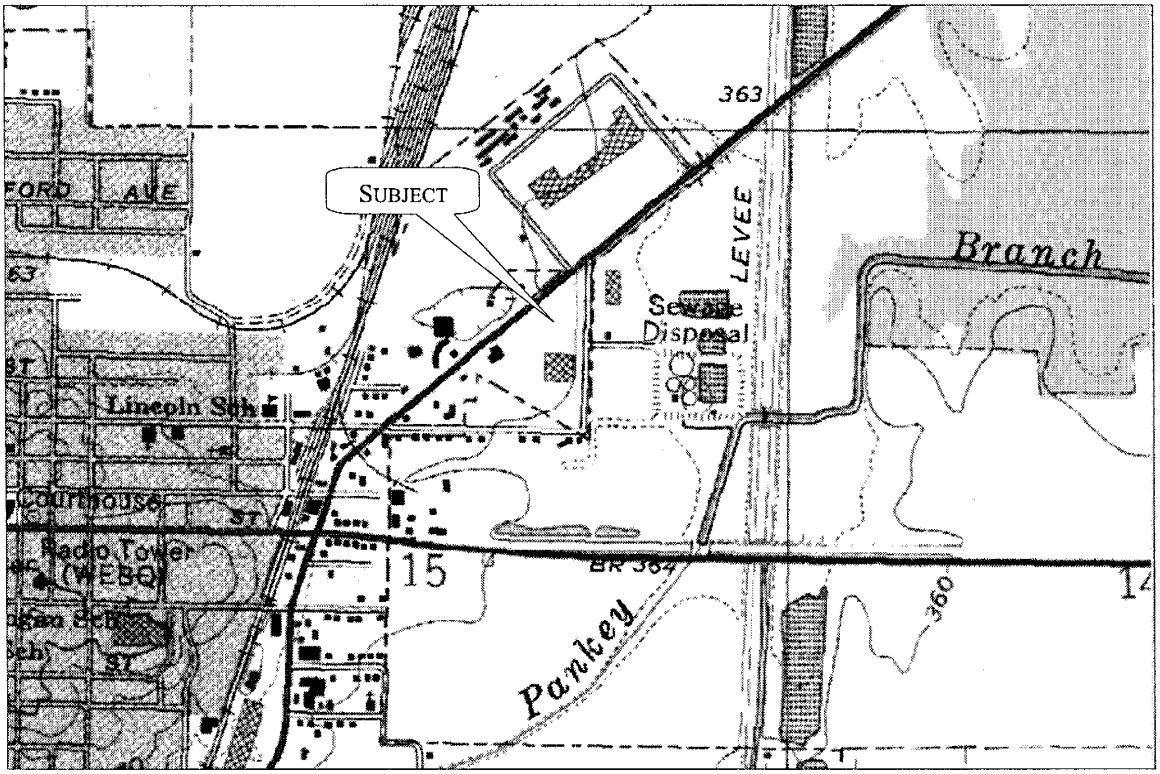

Soil Condition

It is assumed that footings can be properly designed for the existing soil conditions to support typical building loads. The subject does not appear to have suffered significant settling. However, the appraiser is not an engineer and cannot warrant same. The appraisal is subject the property being unaffected by settling.

Utilities

All municipal utilities are available to the neighborhood.

Easement/Restrictions

Utility, access, drainage and/or roadway easements are be present – refer to the title commitment and deed. These easements are typically found in such properties and are not considered to negatively impact the property. No apparent negative easements or encroachments were noted.

Environmental

The appraiser is not qualified to determine the presence of any hazardous substance, including, but not limited to, formaldehyde foam insulation, asbestos or radioactive gas (radon) on or about the property. Unless specifically stated in this report, the appraiser has no knowledge of such materials on or about the property. No responsibility is assumed for determining the presence of such materials or the cost to remediate such condition.

It is noted that hazardous materials may have been stored on site, and several above ground storage tanks were noted in the building. It is assumed that no environmental hazards exist.

Tract Use, Access and Visibility

The subject was used as an auto dealership but is now vacant. The tract's (including the portion to be designated for the subject) 7.433 ± acre site is located on North Commercial Street as the primary street with Walnut Street and Seright Street also serving the property. Visibility is good.





Photos: top is view of Seright Street looking north while bottom photo is North Commercial Street looking northeast

Zoning

The site is reportedly not zoned.

Assessment /Parcel Data

In Illinois[7], Farm Land is assessed at 1/3 of agricultural economic value. Please refer to the Farm Assessment file for more information on Farm Land. All other assessments are derived from determining fair cash "market value" for ALL real estate (personal property abolished). Illinois currently uses 1/3 of market value to determine assessed value. (i.e. a market value of $120,000 x .3333 (or 1/3) = $40,000 assessed value.)

According to the public record, the property is assessed in two parcels: 06-1-083-02 and 06-2-148-02. The reported 2006 tax paid for these parcels was $35,728.

Hazard Designation

Earthquake

The subject area is near the New Madrid Fault, making it subject to earthquakes.

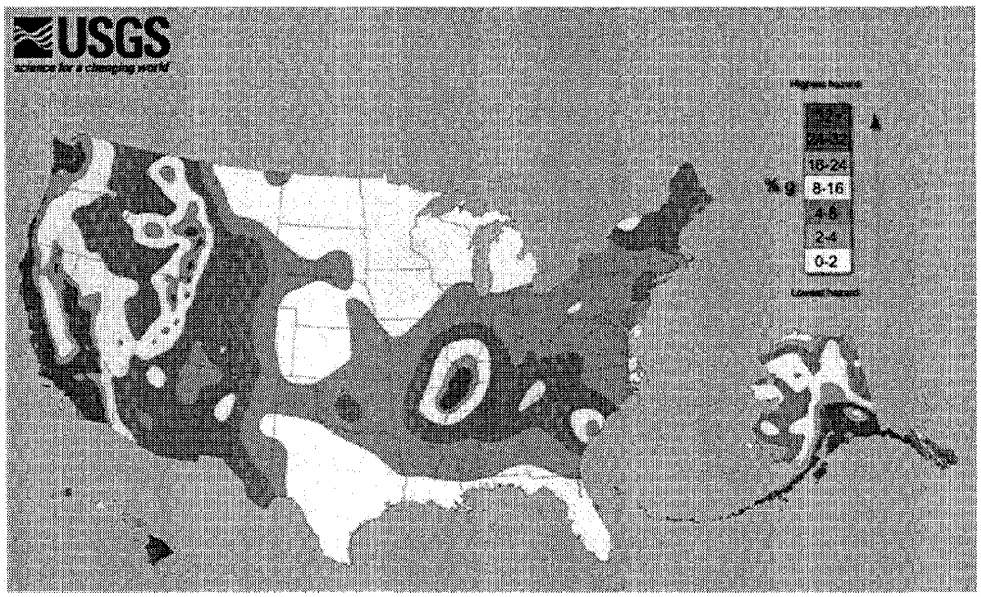

[7] http://www.il-ccao.org/Assess.htm

Flood

According to the FEMA web site, the subject lies in an area that is labeled as "Unmapped 170598 - HARRISBURG,CTY/SALINE CO."

The county map was found:

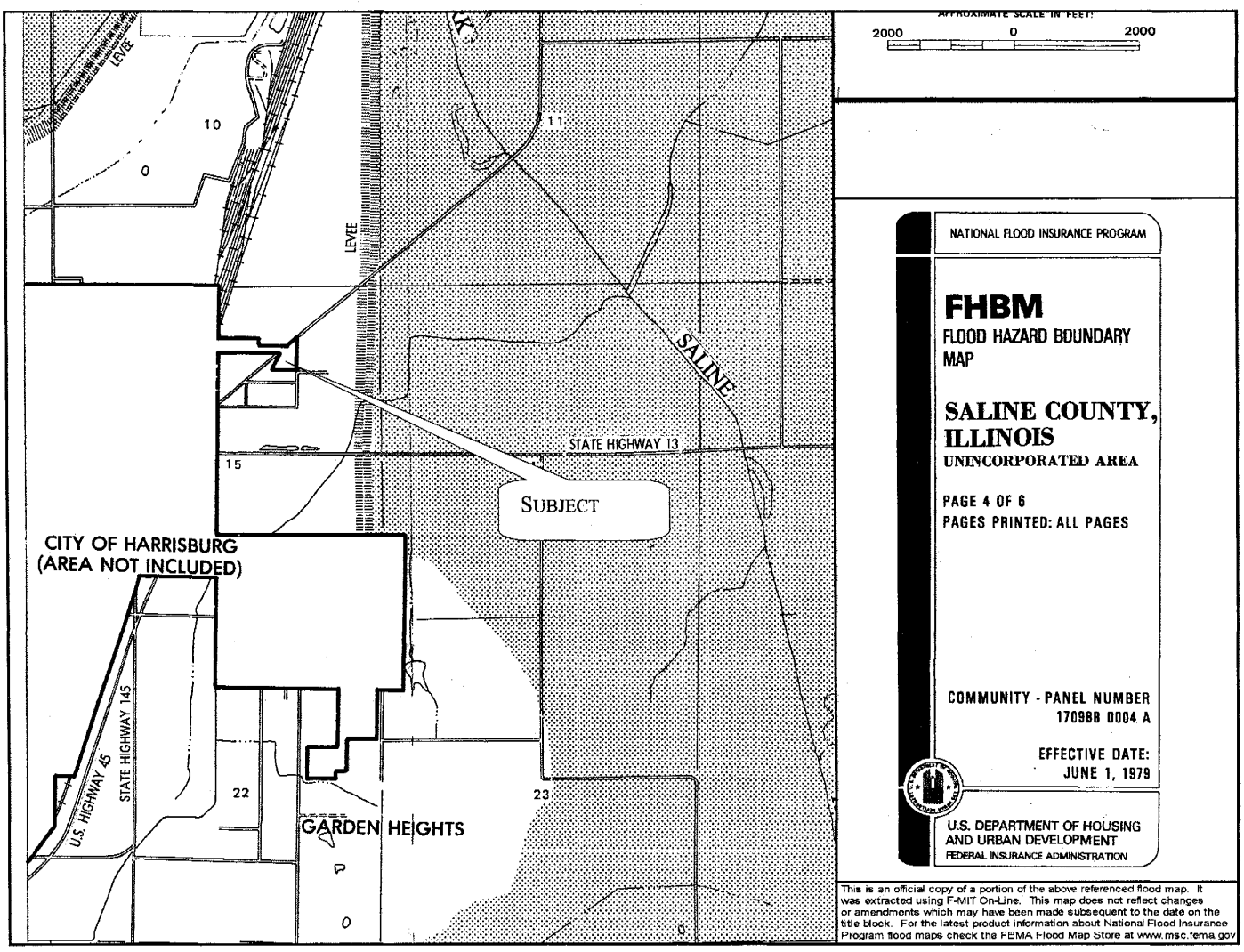

Given these data, the subject appears to lie outside any special flood hazard area. However, the appraiser in no way verified that the site or any portion thereof is or is not located in a special flood hazard area. It is recommended that the proper qualified individuals be consulted for further data and/or potential adverse factors.

Summary

The shape, size and access appear to be functional and adequate for development, and the site should remain relatively desirable for the foreseeable future.

IMPROVEMENT DESCRIPTION











Type:	Former dealership
Building Area	Total building size estimated at 67,225 sf of which 32,000 will reportedly be divided into the subject space.
Year Built	1980 as retail use. The building was concerted to an auto dealership after Wal-mart sold the property.
Foundation	Poured, reinforced concrete
Frame	Concrete block and metal
Floor Cover	Carpet, tile or painted concrete
Ceiling	Suspended acoustical tile
Exterior Walls	Painted block and metal
Interior Partitions	Drywall
Roof Cover*	Reported as membrane – not observed.
Plumbing	Assumed adequate
Heating	Unit heat and central HVAC reported
Electrical	Assumed adequate.
Parking	Paved concrete lot appears adequate.
Insulation	Appears minimal
Sprinkler	None
Roof Support	Steel deck
Left Photos	Typical exterior views of the building (3); main center (former) display and typical office
Right photos	Break room; restroom; unfinished areas (2); and above ground storage tanks.









BUILDING LAYOUT

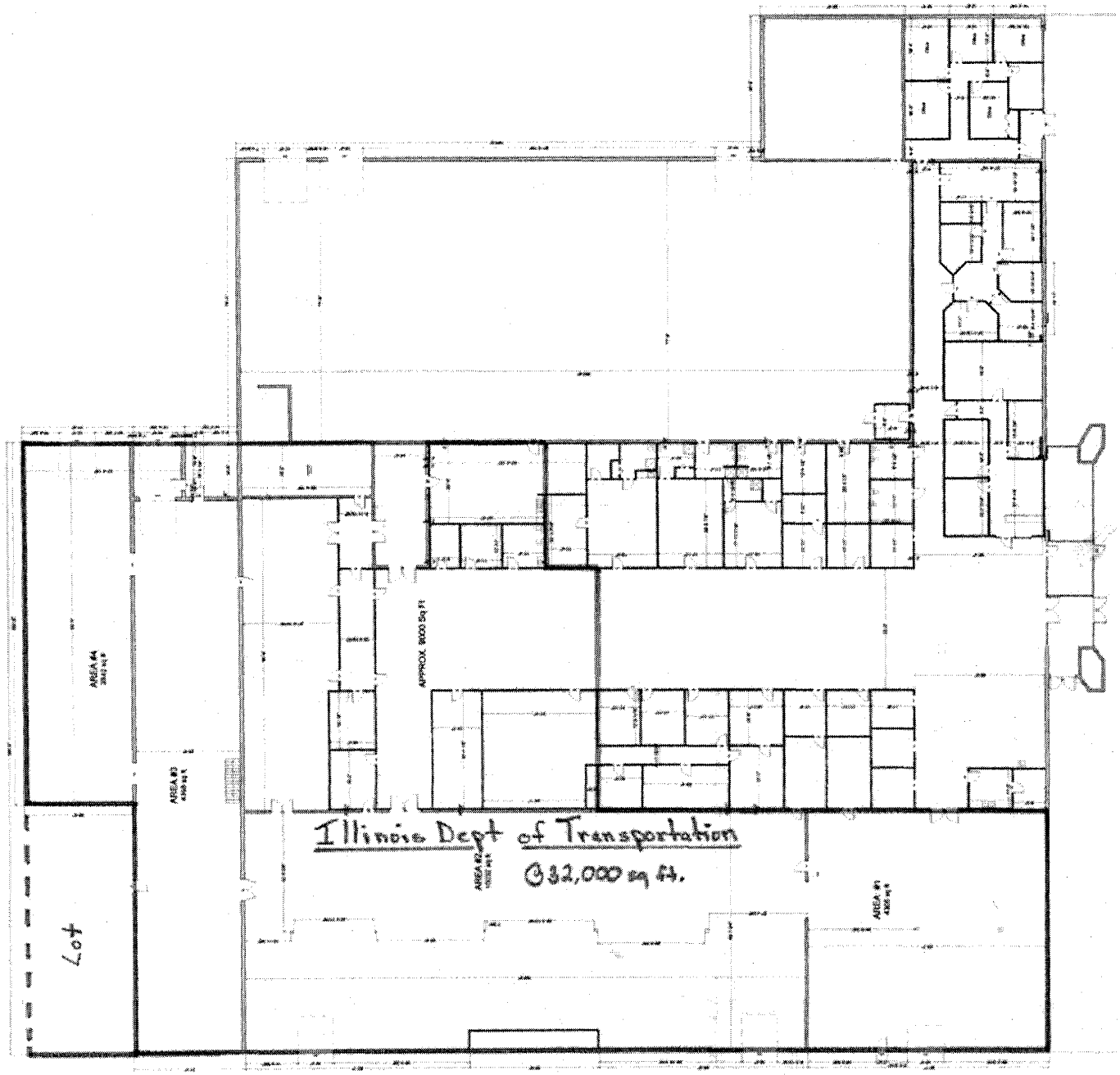

BUILDING AREA CALCULATION

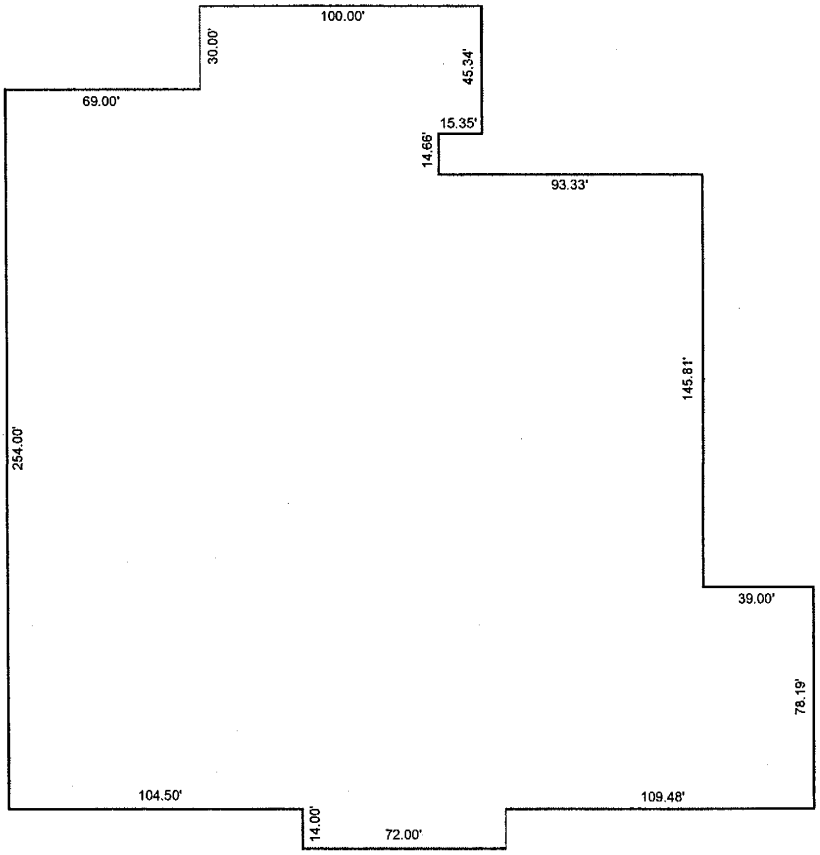

by Apex IV™

AREA CALCULATIONS SUMMARY			
Code	Description	Net Size	Net Totals
GBA1	First Floor	67225.28	67225.28
	Net BUILDING Area	(Rounded)	67225

BUILDING AREA BREAKDOWN		
Breakdown		Subtotals
First Floor		
	14.00 x 72.00	1008.00
0.5 x	0.00 x 177.98	0.11
	60.00 x 84.65	5078.75
	15.35 x 45.34	696.22
	177.98 x 224.00	39866.90
	69.00 x 254.00	17526.00
	39.00 x 78.19	3049.31
7 Items	(Rounded)	67225

The building area calculations are based on dimensions provided by the client. Two of the dimensions were adjusted to force the building to close, the 93.33' and the 145.81 dimensions. In addition, the front vestibule was added based on other data provided. The IL Department of Transportation space was not calculated. At the reported 32,000 sf, the state will occupy 48% of the space. A portion of the space reflects finish from the auto dealership (see prior photos), and the balance is unfinished.

PART FOUR

ANALYSIS OF THE DATA AND CONCLUSIONS

HIGHEST AND BEST USE

INTRODUCTION

The Appraisal Institute defines[8] highest and best use as:

> *The reasonably probable and legal use of vacant land or an improved property, which is physically possible, appropriately supported, financially feasible, and that results in the highest value. The four criteria the highest and best use must meet are legal permissibility, physical possibility, financial feasibility, and maximum profitability.*

Highest and best use analysis is a three-step process. The first step involves the highest and best use of the site as though vacant. The determination must be made to leave the site vacant or to improve it. If the conclusion is to improve the site, the second step is to determine the ideal improvement. The final step is a comparison between the ideal improvement and the existing improvement. At this point, the determination must be made to maintain the property in its present form or to modify the improvements to more closely conform to the ideal. In some situations, however, a property may be subject to restrictions (such as historic preservation) that prevent the improvement from being demolished and the property from being developed to its highest and best use.

Analyzing the highest and best use of the land as though vacant serves another function by indicating which market sales may be most comparable to the subject. The property being appraised should be compared with competitive, recently sold properties. Market data should be derived from comparable properties that have a highest and best use consistent with that of the subject property.

METHOD OF APPLICATION

In the highest and best use analysis, the following tests are applied to the site as though vacant:

1. Legal permissibility
2. Physical possibility
3. Financial feasibility
4. Maximum productivity

[8] *The Dictionary of Real Estate Appraisal*, Chicago: The Appraisal Institute, 1993

HIGHEST AND BEST USE AS THOUGH VACANT

Legal Permissibility Test

The subject site reportedly has no zoning.

There are no known private restrictions that would affect development. Any use could be put on the subject site.

Physical Possibility Test

The subject's site has adequate access to main roadways. The site is large enough to accommodate most uses except those that require larger sites.

Financial Feasibility Test

Considering those properties along the main thoroughfare, the subject's immediate neighborhood is primarily developed with commercial uses including retail, banking and restaurant properties in particular. Given the neighborhood property uses, developing the site with any use other than a commercial use would result in a misplaced improvement. Given the site size, retail use is the most financially feasible use of the subject site.

Maximum Productivity Test and Conclusion

By a process of elimination, the maximally productive use of the site is for a retail use. There is no other use that can provide a more productive use of the site. Consideration of each of the four tests of highest and best use shows that retail use is the highest and best use of the site as if vacant. The most likely use would be a neighborhood shopping center that maximizes the number of units relative to market rental rates, required site area and parking area required.

IDEAL IMPROVEMENT ANALYSIS

The second step requires and analysis of the ideal improvement for the subject site. In general, the ideal improvement would exhibit the following characteristics:

	Ideal Improvement
Age & Type	New – retail
Condition	New
Construction	Class C
Functional Utility	No functional problems
Unit Size	Typical of other units in the marketing area. Within market range per unit and adequate to capture fair share of demand

The final step of the highest and best use analysis compares the existing improvement with the ideal improvement. The same tests are then applied to the analysis of the property as improved to determine whether it is possible — legally, physically and financially — to modify the existing improvements to conform to the ideal. The following table summarizes the relevant building features:

	Ideal Improvement	*Existing Improvement*
Age & Type	New – retail	Not new – former auto dealership
Condition	New	Generally average
Construction	Class C	Class C
Functional Utility	No functional problems	Space is functionally inadequate for typical retail use with floor plan and finish issues
Unit Size	Typical of other units in the marketing area. Within market range per unit and adequate to capture fair share of demand	The size is adequate for retail use, but significant work would be required to maximize value.

Conclusion

The subject is significantly different from the ideal improvement even though it was originally constructed for retail use. Current utility issues reflect interim design. There should be depreciation from physical and functional factors.

HIGHEST AND BEST USE AS THOUGH IMPROVED

Legal Permissibility Test

The subject conforms to the legal requirements of the site. There is no alteration or modification of the existing improvements that reflects a more permissible use.

Physical Possibility

The subject conforms to the physical requirements of the site. No curable condition exists.

Financial Feasibility

The existing design as an auto dealership is not maximally productive. Given the surrounding property uses, modification to a multi-tenant retail space likely reflects the most financially feasible use. Conversion to such an alternate use would likely result in a value that exceeds the cost to convert. Deferred maintenance is considered curable.

Maximum Productivity

The maximally productive use of the site is to convert to retail use. There is no other use that can provide a more valuable use of the site while meeting the other required components. There is no known alteration or modification that reflects a more productive use.

Conclusion

Consideration of each of the four tests of highest and best use eliminates all uses but retail. As such, the only known modification that can improve the legal, physical, feasible, and maximally productive use that exists is redevelopment to retail use.

The valuation process, stated simply, involves a systematic gathering, classification and interpretation of factual data, carefully considering all of the known social, political, economic and physical forces which apparently affect the property being appraised and which lead to a natural and reasonable conclusion to value.

Application of the Three Approaches[9]

The valuation process is applied to develop a well-supported estimate of a defined value based on an analysis of pertinent general and specific data. Appraisers estimate property value with specific appraisal procedures which reflect three distinct methods of data analysis—cost, sales comparison, and income capitalization. One or more of these approaches are used in all estimations of value; the approaches employed depend on the type of property, the use of the appraisal, and the quality and quantity of data available for analysis.

Cost Approach

The *Cost Approach* is based on the understanding that market participants relate value to cost. In the *Cost Approach*, the value of a property is derived by adding the estimated value of the land to the current cost of constructing a reproduction or replacement for the improvements and then subtracting the amount of depreciation (i.e., deterioration and obsolescence) in the structures from all causes. Entrepreneurial profit may be included in the value indication. This approach is particularly useful in valuing new or nearly new improvements and properties that are not frequently exchanged in the market. *Cost Approach* techniques can also be employed to derive information needed in the sales comparison and income capitalization approaches to value, such as the costs to cure items of deferred maintenance.

The current costs to construct the improvements can be obtained from cost estimators, cost manuals, builders, and contractors. Depreciation is measured through market research and the application of specific procedures. Land value is estimated separately in the *Cost Approach.*

Sales Comparison Approach

The *Sales Comparison Approach* is most useful when a number of similar properties have recently been sold or are currently for sale in the subject property's market. Using this approach, an appraiser produces a value indication by comparing the subject property with similar properties, called *comparable sales.* The sale prices of the properties that are judged to be most comparable tend to indicate a range in which the value indication for the subject will fall.

The appraiser estimates the similarity or differences between the subject and the comparable sales by considering various elements of comparison.

- Real property rights conveyed
- Financing terms
- Conditions of sale
- Market conditions
- Expenditures made immediately after purchase
- Location
- Physical characteristics
- Economic characteristics
- Use

[9] *The Appraisal of Real Estate, 11th Edition*, 1996, the Appraisal Institute, pages 90 - 93

- Nonrealty components of value

Dollar or percentage adjustments are then applied to the sale price of each comparable property (assuming the same real property estate is involved). Adjustments are made to the sale prices of the comparables because the prices of these properties are known, while the value of the subject property is not. Through this comparative procedure, the appraiser estimates the value defined in the problem identification as of a specific date.

Income Capitalization Approach

In the *Income Capitalization Approach*, the present value of the future benefits of property ownership is measured. A property's income streams and resale value upon reversion may be capitalized into a current, lump-sum value. There are two methods of income capitalization: direct capitalization and yield capitalization, or discounted cash flow analysis. In direct capitalization, two basic formulas are used.

$$\frac{\text{Income}}{\text{Rate}} = Value$$

and

$$\text{Income x Multiplier}^* = Value$$

where

$$Multiplier = \frac{1}{Rate}$$

**Traditionally, multipliers have been referred to as factors. Hence, the terms factor and multiplier are interchangeable.*

Yield capitalization also employs two basic formulas. The future benefits of owning a property may be converted into an estimate of present value by discounting each future benefit at an appropriate yield rate.

$$PV = \frac{CF_1}{1+Y} + \frac{CF_2}{(1+Y)^2} + \frac{CF_3}{(1+Y)^3} + \ldots \frac{CF_n}{(1+Y)^n}$$

where PV = present value; CF cash flow for the period specified; Y = the appropriate periodic yield, or discount, rate; and n = the number of periods in the projection. In discounted cash flow analysis, periodic income and the reversion are converted into present value by applying a specified discount rate.

Using the other yield capitalization formula, an overall rate that explicitly reflects the investment's income pattern, value change, and yield rate is developed.

$$R_o = Y_o - \Delta_o a$$

Where R_o = the overall capitalization rate; Y_o = the overall yield rate; and Δ_o = the product of the relative change in property value and an annual conversion factor.

Like the sales comparison and cost approaches, the *Income Capitalization Approach* requires extensive market research. Data collection and analysis for this approach are conducted against a background of supply and demand relationships, which provide information about trends and market anticipation.

An investor in an apartment building, for example, anticipates an acceptable return on the investment as well as a return of the invested funds. The level of return needed to attract investment capital is a function of the risk inherent in the property. Moreover, the level of return required by investors fluctuates with changes in money markets and the returns offered by alternative investments. Appraisers must be alert to the changes in investor requirements indicated by the current market for comparable investment properties and by changes in the more volatile money markets, which may suggest future trends.

The specific data that an appraiser investigates in the income capitalization approach might include the property's gross income expectancy, the expected reduction in gross income caused by vacancy and collection loss, the anticipated annual operating expenses, the pattern and duration of the property's income stream, and the anticipated resale value or the value of other real property interest reversions. After income and expenses are estimated, the income stream or streams are capitalized by applying an appropriate rate or factor or converted into present value through discounting. In discounted cash flow analysis, the quantity, variability, timing, and duration of a set of periodic incomes and the quantity and timing of the reversion are specified and discounted to a present value at a specified yield rate. The rates used for capitalization or discounting are derived from acceptable rates of return for similar properties.

Final Reconciliation of Value Indications

The final analytical step in the valuation process is the reconciliation of the value indications derived into a single dollar figure or a range into which the value will most likely fall. The nature of reconciliation depends on the appraisal problem, the approaches that have been used, and the reliability of the value indications derived.

When all three approaches have been used, the appraiser examines the three, separate indications. The relative dependability and applicability of each approach are considered in reconciling the value indications into a final estimate of defined value. In the reconciliation section of the report, the appraiser can explain variations among the indications produced by the different approaches and account for any inconsistencies between the value conclusions and methods applied.

Report of Defined Value

The final estimate of defined value, which is the goal of the valuation process, may in some cases be reported as a range of value, but it is usually reported as a single figure. The assignment is not complete until the conclusion is stated in a report and presented to the client. A summary appraisal report includes a summary of the data considered and analyzed, the methods applied, and the reasoning that led to the final value estimate. A concise valuation analysis allows the reader to understand the problem and the factual data presented and to follow the reasoning behind the appraiser's opinion of value.

LAND VALUE

Sale	Location	Date	Record	Price*	SF	$/sf
1	801 Commercial Street	3/2/2007	DB 1900, p 426	$150,000	28,750	$5.22
2	801 Commercial Street	3/2/2007	DB 1900, p 431	$150,000	9,583	$15.65
3	801 Commercial Street	3/7/2007	DB 1901, p 86	$150,000	11,326	$13.24
4	801 Commercial Street	3/2/2007	DB 1900, p 428	$160,000	10,890	$14.69
5	801 Commercial Street (comb)			$610,000	60,549	$10.07
6	103 N. Commercial Street	7/17/2007	DB 1918, p 118	$110,000	33,106	$3.32
7	Route 45 North	11/7/2007	DB 1926, p 235	$400,000	87,120	$4.59
8	314 S. Commercial Street	9/24/2003	DB 1660, p 125	$123,500	18,992	$6.50
9	302 S. Commercial Street	6/5/2002	DB 1546, p 127	$177,175	28,314	$6.26
10	522 E Poplar (2 blks off 45)	4/1/2007	DB 1904, p 486	$130,000	22,871	$5.68
11	500 Block Commercial St.	2/1/2005	Doc. 203431	$162,000	21,151	$7.66
12	Route 45	10/1/2007	DB 1926, p 191	$450,000	871,200	$0.52
13	Route 45 at Route 34	7/1/2007	DB 1926, p 238	$750,000	1,662,250	$0.45

*the price includes razing costs where applicable.

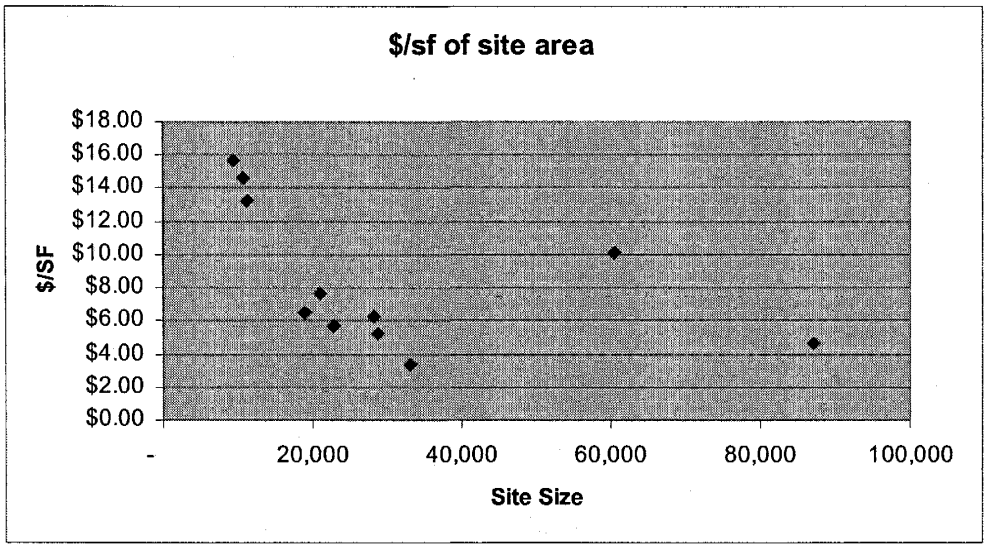

The sales at 801 Commercial Street were part of an assemblage into a national retail pharmacy chain. Such sales are atypical of the local market on a stabilized basis, and the sales are excluded from further analysis.

Likewise, sales 12 and 13 were sales of raw acreage where the subject already has infrastructure in place. These sales are therefore excluded fro analysis as well as the graph above.

Sale	Location	Date	Record	Price*	SF	$/sf
6	103 N. Commercial Street	7/17/2007	DB 1918, p 118	$110,000	33,106	$3.32
7	Route 45 North	11/7/2007	DB 1926, p 235	$400,000	87,120	$4.59
8	314 S. Commercial Street	9/24/2003	DB 1660, p 125	$123,500	18,992	$6.50
9	302 S. Commercial Street	6/5/2002	DB 1546, p 127	$177,175	28,314	$6.26
10	522 E Poplar (2 blks off 45)	4/1/2007	DB 1904, p 486	$130,000	22,871	$5.68
11	500 Block Commercial St.	2/1/2005	Doc. 203431	$162,000	21,151	$7.66

*the price includes razing costs where applicable.

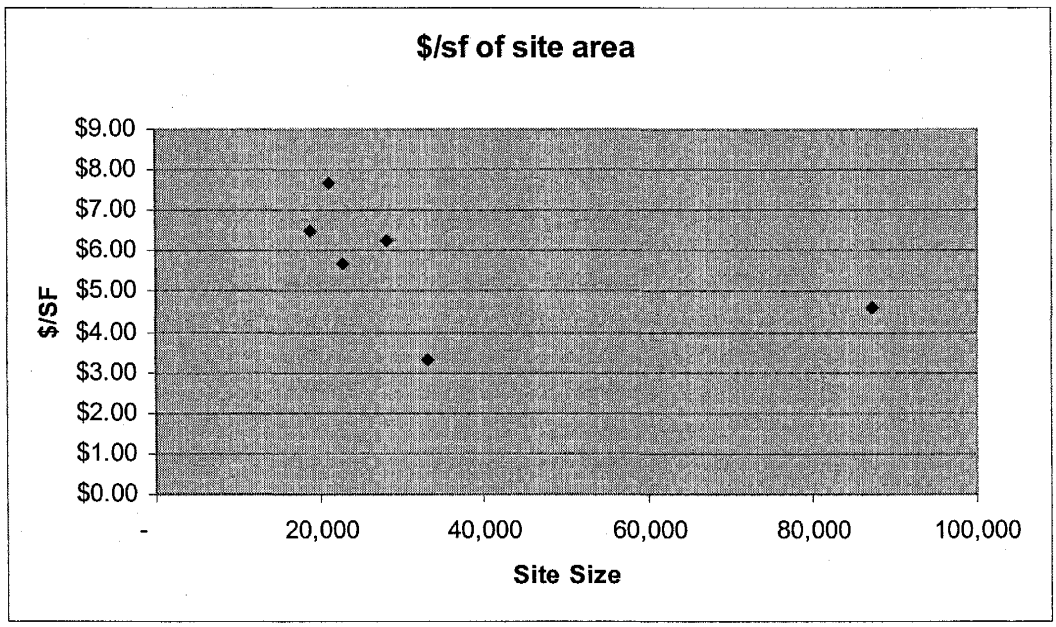

Excluding Sale 7, the graph appears to indicate a trend of steeply declining unit prices as lot size increases. However, Sale 7 casts doubt on this conclusion. Except for size, these sales are reported to be competitive with the subject. A larger site tends to sell for less per square foot than an otherwise similar smaller site due to the economies of scale. However, there is insufficient data to conclude that the subject should sell at a significantly lower unit value than the low end of the range. In fact, given the cost of assemblage of sales 1 through 4 as reflected in Sale 5, there may be additional positive demand for the subject's relatively large site.

Therefore, the appraiser concludes that the subject should fare no worse than the low end of the range. At 3.32/sf, the value of the subject's site is $3.32/sf x 7.433 acres x 43,560 sf/acre = $1,075,000 rounded.

IMPROVEMENT CONTRIBUTION

A typical market participant for the subject would not further consider this approach. The approach is not considered applicable and is therefore not completed.

SALES COMPARISON APPROACH

Many methods exist to opine value. The *Sales Comparison Approach* is one of the most reliable valuation methods and is based on direct relationships between sales. For example, if a sale has good location relative to another, one might expect the sale with superior location to have sold for more than the poorly located property. The measurement or extraction of this difference is the basis of the *Sales Comparison Approach.*

This is a direct measure of market behavior. Its concept employs using the subject property as a standard and adjusting comparable sales to indicate the price at which the comparable properties would have sold, had they possessed the salient characteristics of the subject. The elements of comparison used in the Sales Comparison Approach are as follows:

1. Real property rights conveyed
2. Financing terms
3. Conditions of sale
4. Expenditures made immediately after purchase
5. Market conditions (date of sale)
6. Location
7. Physical characteristics (size, construction quality, condition, access, etc.)
8. Economic characteristics (productivity, operating expenses, managements, etc.)
9. Use (zoning)
10. Non-realty components of value

Typically the sale properties are compared to the subject on some unit of comparison such as price per acre, per square foot, per unit, etc. Also, the analysis may include a **quantitative** or **qualitative** method of comparing the sales to the subject property. The appraiser will use qualitative analysis in this assignment.

During the course of this assignment, the appraiser has searched the market area for sales of similar property. The limitation, however, is that the subject does not reflect the highest and best use of the site. Since an auto dealership if this size does not appear feasible, the building is essentially a partially finished shell.

A summary of these sales is included on the following pages.

Sale Summary and Photographs – Sale No. 1

Property Type:	Auto Dealership
Location:	1821 S Park Avenue, Herrin, Illinois
Grantor:	Ford Motor Company
Grantee:	Auffenburg
Assessor Map No.:	02-31-403-015
Sale Price:	$840,000
Interest Conveyed:	Fee Simple
Financing:	Cash to Seller
Conditions of Sale:	Arm's Length
Date of Sale:	April 19,2002
Verified By:	Tri-State Appraisals
Deed Book/Page:	Not reported
Site Area:	4.83 acres
Principal Building Size:	18,144 SF
Building Age:	Not reported
Overall $/SF:	$46.30

Comments: The sale is improved with a Class C vacant auto dealership that was subsequently reused as an auto dealership.

Sale Summary and Photographs – Sale No. 2

Property Type:	Retail Warehousing
Location:	2301 Windhaven Drive, Owensboro, Kentucky
Grantor:	Berhardt Enterprises
Grantee:	Carter Lumber Inc.
PVA Map No.:	2-11-1-25
Sale Price:	$2,100,000
Interest Conveyed:	Fee Simple
Financing:	Cash to Seller
Conditions of Sale:	Arm's Length
Date of Sale:	February 22, 2005
Verified By:	Sales Disclosure/PVA Records
Deed Book/Page:	796/27
Site Area:	5.98 acres
Principal Building Size:	47,300 SF
Secondary Improvements:	(2) 30 x 104 Material/Lumber Sheds (1) 40 x 120 Open-Air Material/Lumber Shed
Building Age:	Actual 7 – Effective 3
Overall $/SF:	$44.40

Comments: The sale is improved with a Class D building supply showroom and warehouse. The principal building has a 20,000 SF office and showroom attached to a one-story storage warehouse containing 27,300 SF. The entire building is heated, cooled, and wet sprinkled. Building construction is a pre-engineered steel frame with partial brick and metal exterior and metal roof covering. Property is located at the corner of E. Parrish Avenue and Windhaven Drive. Daily traffic count is approximately 17,600.





Sale Summary and Photographs – Sale No. 3

Property Type:	Retail Warehousing
Location:	5317 Nashville Road, Bowling Green, Kentucky
Grantor:	Joseph Allen
Grantee:	Cody Heath
PVA Map No.:	041B-77E-002
Sale Price:	$400,000
Interest Conveyed:	Fee Simple
Financing:	Cash to Seller
Conditions of Sale:	Arm's Length
Date of Sale:	March 2007
Verified By:	Graham Appraisals/PVA Records
Deed Book/Page:	946/828
Site Area:	2.43 acres
Principal Building Size:	10,500 SF
Secondary Improvements:	None
Building Age:	Actual 12 – Effective 7
Overall $/SF:	$38.10

Comments: The sale is improved with a Class S metal over steel frame building. Approximately 4,500 SF in showroom and offices, balance of 6,000 SF in warehouse. Offices have finished drywall walls/ceilings and central HVAC. Warehouse or service area has 10 roll up doors, insulated, heated, and 24' ceiling height. Building is in average condition. Located on Nashville Road approximately 1 mile south of the William Natcher Parkway. This property is easily accessible via one commercial entrance and has good exposure to the motoring public. Daily traffic count is approximately 11,000.

Sale Summary and Photograph – Sale No. 4

Property Type:	Retail Warehousing
Location:	320 E. Fourth Street, Owensboro, Kentucky
Grantor:	Michael Smith
Grantee:	Dewey Lineberry
PVA Map No.:	1-5-18-1
Sale Price:	$599,073
Interest Conveyed:	Fee Simple
Financing:	Cash to Seller
Conditions of Sale:	Arm's Length
Date of Sale:	March 2006
Verified By:	G. Herb Pritchett & Associates, Inc./PVA Records
Deed Book/Page:	815/139
Site Area:	1.21 acres
Principal Building Size:	12,966 SF
Secondary Improvements:	None
Building Age:	Actual 41 – Effective 10
Overall $/SF:	$46.20

Comments: The sale is improved with a Class D concrete block over steel frame building. Approximately 3,840 S/F in showroom and offices, balance of 9,126 S/F in warehouse. Offices have finished drywall walls, tile floors, acoustical tile ceilings and central HVAC. The entire building is wet sprinkled. The entire building was extensively remodeled in 2003. This property is located on the southwest side of East 4th Street and Crittenden Street in Owensboro, KY. The property is a converted Sears Automotive service center. The property features good access, visibility and frontage along East 4th Street, Crittenden Street and East 5th Street. Daily traffic count is approximately 4,150.

Sale Summary and Photographs – Sale No. 5

Property Type:	Retail Warehousing
Location:	6269 N. Dixie Highway, Elizabethtown, Kentucky
Grantor:	Magnet Properties, LLC
Grantee:	Dennis & Bonnie Mouser
PVA Map No.:	182-00-00-011
Sale Price:	$1,050,000
Interest Conveyed:	Fee Simple
Financing:	Cash to Seller
Conditions of Sale:	Arm's Length
Date of Sale:	May 2007
Verified By:	Baumgardner & Associates/PVA Records
Deed Book/Page:	1227/130
Site Area:	6.54 acres
Principal Building Size:	17,000 SF
Secondary Improvements:	(1) 4,320 SF Warehouse
	(1) 8,000 SF Warehouse w/ 2 loading docks
Building Age:	Actual 32 – Effective 5
Overall $/SF:	$61.76 ($35.81 including secondary buildings)

Comments: The sale is improved with a Class S metal over steel frame building. There are also portions of synthetic stone and dryvit exterior. Ceiling heights range from 10' to 18'. Central HVAC in office area only with space heat in warehouse. Offices, reception area, meeting room, break room, and conference area all have acoustical tile ceilings, quarry tile flooring, drywall walls, and have been remodeled recently. Approximately 5,000 SF in office space and balance of 12,000 SF in warehouse. Warehouse or service area has 5 overhead doors. The 4,320 SF secondary improvement is a metal over steel frame building with concrete floor. The 8,000 SF secondary improvement is a metal over wood frame structure with a concrete floor. The buildings were originally built between 1975 and 1986 but have been completely remodeled over the past five years. Located on busy N. Dixie Highway with good access and exposure to the motoring public. Daily traffic count is approximately 35,000.





Sale Summary and Photographs – Sale No. 6

Property Type:	Retail Warehousing
Location:	2221 Everly Brothers Blvd., Powderly, Kentucky
Grantor:	Gerald & Norma Scott
Grantee:	Two Rivers, Inc.
PVA Map No.:	126-02-02-019
Sale Price:	$425,000
Interest Conveyed:	Fee Simple
Financing:	Cash to Seller
Conditions of Sale:	Distressed Sale – Absolute Auction
Date of Sale:	December 2006
Verified By:	Personal Inspection/PVA Records
Deed Book/Page:	524/476
Site Area:	4.00 acres
Principal Building Size:	20,800 SF
Secondary Improvements:	(1) 30 x 125 Open-Air Material/Storage Shed
Building Age:	Actual 5 – Effective 3
Overall $/SF:	$20.43

Comments: This is the sale of the former Fugate Lumber property. This was a distressed sale sold at an absolute auction with very few participants. The property was exposed to the market for approximately 6 months before being offered at auction. Generally, six months is not a reasonable exposure period for this type of property in this market. A more typical exposure period would be 12-18 months. It is very evident that the overall price per square foot and building price per square foot are substantially out of line with those of the other presented sales. To illustrate, the replacement cost of the improvements, as of the date of the sale, was approximately $700,000; this equates to $33.65/SF. As a result of this sale, the subject improvements contributed only 20.7% of their replacement cost to the overall sales price. Considering the improvements were only 5 years old and in good condition, the appraiser is of the opinion that nothing substantive can be gleaned from this sale other than the fact that the distressed nature surrounding this sale had a tremendous impact on its outcome. As such, this sale was included only for the sake of disclosure, and no weight was given to this sale in this analysis.

SUMMARY OF SALES

Sale	Use	Bldg. Size	Price	$/sf	Site Acres
1	Vacant Auto Dealership	18,144	$840,000	$46.30	4.83
2	Retail Warehouse	47,300	$2,100,000	$44.40	5.98
3	Retail Warehouse	10,500	$400,000	$38.10	2.43
4	Retail Warehouse	12,966	$599,073	$46.20	1.21
5	Retail Warehouse	29,320	$1,050,000	$35.81	6.54
6	Retail Warehouse	20,800	$425,000	$20.43	4
Subject	Vacant Auto Dealership	67,225	$1,490,000	$22.16	7.433

In analyzing these properties, Sale 6 can be compared with sales 2 through 5. Sales 2 through 5 have an average sale price of $41.13 per square foot. Sale 6 appears to have sold at liquidation pricing. Had it sold at what appears to be market levels, it would have to be adjusted upward 101%.

This is relevant because it is the appraiser's opinion that the subject sold at a discount as well. It appears that the bank got the property back and made a deal with the buyer to get a nonperforming REO off their books and look good in the eyes of the local community. If the subject is adjusted 101%, the unit value is $44.50/sf rounded.

Sale 1 should reflect the upper limit of value. This sale is smaller (tending to have a higher price per sf compared with otherwise similar larger buildings) and nearly 4 acres of land near a busy interchange with I-57. Given the conclusion that an auto dealership is not the highest and best use of the subject, therefore, the value of the subject is expected to be lower than that of this sale.

The subject adjusted 101% to $44.50/sf reflects a lower unit value than the unit value of Sale 1. Given the lack of any other local data from which a reasonable conclusion may be drawn, this figure is considered reasonably reflective of the expectations of a typical market participant.

The value of the property is therefore concluded to be $44.50/sf x 67,225 sf = $3,000,000. Of this, the land is estimated to contribute $1,075,000 leaving an improvement contribution of $1,925,000. The appraiser estimates the site improvements contribute $0.50/sf over the site area less the building area or $130,000.[10] This leaves a building value of $1,795,000.

The subject property is that portion that will be occupied by the State of Illinois and consists of approximately 48% of the building value. Assuming no discount is required, that portion of the value attributed to the subject is $1,795,000 x 48% = $862,000.

While it can be argued that additional value should be allocated to reflect the use of the land, it is the appraiser's understanding that the State will hold no interest in the land, only a license to use a particular amount of parking space. Therefore, no additional allocation is considered necessary in this case. If the State will actually have interest in the land, the appraiser reserves the right to amend this report.

Concluded Value: $862,000

[10] 7.433 acre x 43,560/acre = 323,781 sf; 323,781 sf – 67,225 sf = 256,556 sf; and 256,556 sf @ $0.50/sf = $130,000 rounded

INCOME APPROACH

A typical market participant for the subject would not consider this approach. The approach is not considered applicable and is therefore not completed.

RECONCILIATION

Introduction

The final reconciliation section of the report discusses the relative strength and weakness of each approach and reconciles them into a value that is best supported by the approaches. It is important to consider the data quality and reflect the attitudes of typical market participants. The indications were:

Approach	Value "*as is*"
Cost Approach	Not Completed
Sales Comparison Approach	$862,000
Income Approach	Not Completed

Sales Comparison Approach

Since this is the only approach completed, it is also the final value conclusion.

Final Conclusion

The appraiser is of the opinion that the fair market value of the subject ***as is*** as of the effective date of the appraisal is **$862,000.** The value is based on the hypothetical condition.

ADDENDUM

TAX CARDS

Parcel # 06-1-083-02 06-2-148-0

PROPERTY RECORD

TOWNSHIP OR CORPORATION: [illegible]

TAXING DISTRICT: [illegible] — MAP: [illegible] 29,740.14 — PARCEL NUMBER: [illegible]

ADDRESS OF PROPERTY: 540 North Commercial Street

ROUTING NUMBER: [illegible] — CLASS OF PROPERTY: [illegible] — CARD NUMBER: [illegible]

Taxes: $ 29,740.14

Pt Lots 1, 2, 3, 4, 5

[illegible] Lot 2 - N½; Lot 3 [illegible] N½; Lot 5

Rt Blk 12, 16, 19

All Blks 17 & 20 & 21

RECORD OF OWNERSHIP	DATE	DEED STAMPS	INDIC. PRI
OTR and Ohio Partnership	(2 Parcels)		
Attn: James L. Sallett	1-2381	C/W/D	$2,322
Wal-Mart Properties #237			
P.O. Box 116			
Bentonville, Arkansas 72712			
Wal-Mart Stores (to judgment Law-1981)	997/243-247 8/93	W/D	2,625
Heilman Mingo Realty Inc	1227/257-263 (WD 15-013-04) 10/97	W/D	[illegible]
Allan McCarty, Inc.	1516/238-247	12/15/97	Amendment

LAND COMPUTATIONS

FRONTAGE	DEPTH	UNIT VALUE	DEPTH FACTOR	ACTUAL VALUE	TRUE VALUE	TAX VALUE

LOT DEPRECIATION

CORNER INFL.

06-1 2.55 Acres

CLASSIFICATION	NO. OF ACRES	RATE
TILLABLE		
TILLABLE		
PERMANENT PASTURE		
WOODLAND		
WASTELAND		
HOMESITE		
TOTAL ACREAGE		

	TRUE VALUE	TAX VALUE
TOTAL VALUE LAND	[illegible]	[illegible]
TOTAL VALUE BUILDINGS	[illegible]	[illegible]
TOTAL VALUE LAND AND BUILDINGS	[illegible]	[illegible]

MEMORANDA

1/16/87 Checked K.G. Pharon

9-26-07 C.S.

New addition to these lots on Parking lot on Rest of P.83 L 2 of Harrisburg Lands

4/9/91 D.

6/12/95 Checked K.G.

3/21/83 Checked K.G.

PROPERTY FACTORS

TOPOGRAPHY		IMPROVEMEN
LEVEL		CITY WATER
HIGH		SEWER
LOW		GAS
ROLLING		ELECTRICITY
SWAMPY		
		ALL UTILITIES
DISTRICT		**STREET OR R**
IMPROVING		PAVED
STATIC		SEMI-IMPROVED
DECLINING		UNIMPROVED
BLIGHTED		SIDEWALK

BUILDING PERMIT RECORD

DATE	NUMBER	AMOUNT	PURPOSE			
98	2000	2000	2001	2002	2005	2[illegible]
63000	63000	66150	68470	72450	78900	7[illegible]
61630	178230	187140	193710	204965	209065	22[illegible]
124630	241230	253290	262180	277415	282965	2[illegible]

SUMMARY OF ASSESSED VALUES

YEAR	1976	1981	1982	1982	1995	1996	1997
LAND	36450	36450	60000	105925	108045	111285	112215
BUILDINGS	148000	275060	298250	526535	537065	553175	553175
						64[illegible]	66[illegible]

GEORGE K. COX & ASSOCIATES, HARTFORD, KY

PROPERTY RECORD

OWNSHIP OR CORPORATION: Land Harrisburg No. 1 | DISTRICT: Unit 3 | SECTION OR PLAT: 15-9-6 | ROUTING NUMBER:

ADDRESS OF PROPERTY: SN # 115 45 [illegible] | CLASS OF PROPERTY: 00160 | CARD NUMBER | OF

Beg SE COR of NW¼ OF NW¼ SEC. 15-9-6 N[illegible] SEC. line also center line of hwy to a pt in center line u.S. #45 thence measure Southwesterly along center line U.S. #45 to intersection with S line of said ¼¼ Sec. E along S line to pob. ~~3.43 A~~ more or less

RECORD OF OWNERSHIP	DATE	DEED STAMPS	INDICAT PRICE
~~Motel Harrisburg~~			
~~John & Joseph Pearson (B. 547 P. 226)~~	~~2-76~~	~~W~~	~~$56,~~
Wal Mart Properties 587/73	2-80	W/D	$220,00
Wal Mart Stores 997/243-247	8/93	W/D	2,635,3
Harrisburg Realty Co. Inc. 1214/251-252	12/97	W/D	275,0
Allen Miller Realty, Inc. 1516/232-247	12/15/97	Amendment	

LAND COMPUTATIONS

FRONTAGE	DEPTH	UNIT VALUE	DEPTH FACTOR	ACTUAL VALUE	TRUE VALUE	TAX VALUE
					2006	
					39900	
					20500	
LOT DEPRECIATION					60400	
CORNER INFL.						

CLASSIFICATION	NO. OF ACRES	RATE			
TILLABLE					
TILLABLE					
PERMANENT PASTURE					
WOODLAND					
WASTELAND					
HOMESITE					
TOTAL ACREAGE			4020		
TOTAL VALUE LAND			138410	35400	1810
TOTAL VALUE BUILDINGS			142430	120960	62280
TOTAL VALUE LAND AND BUILDINGS			1 2/3860	64090	

MEMORANDA

3/5/83 [illegible] Checked
7/1/03 [illegible] 7/5/07 C.G.
New Parts & Lot 5/8/81 [illegible]
Parking 6/24/91
7/26/94 [illegible]
4/16/97 Checked K.G.

PROPERTY FACTORS

TOPOGRAPHY		IMPROVEMENTS	
LEVEL		CITY WATER	
HIGH		SEWER	
LOW		GAS	
ROLLING		ELECTRICITY	
SWAMPY			
		ALL UTILITIES	
DISTRICT		**STREET OR ROAD**	
IMPROVING		PAVED	
STATIC		SEMI-IMPROVED	
DECLINING		UNIMPROVED	
BLIGHTED		SIDEWALK	

BUILDING PERMIT RECORD

DATE	NUMBER	AMOUNT	PURPOSE			
'96	'98	2000	2001	2002	2003	2004
30045	33085	33690	34875	36900	37640	37641
15435	16485	17310	17920	18960	19340	19341
45480	49570	51000	52795	55860	56980	56981

SUMMARY OF ASSESSED VALUES

YEAR	1975	1975	1979	1981	1981	1982	1995
LAND	40,000-18,000	16200	16200	~~16200~~	16200	28600	29170
BUILDINGS	45,220-20,340	18310	19570	8	8320	14690	14985
TOTAL	85,220-38,340	34510	35770	16200	24520	43290	44155

GEORGE K. COX & ASSOCIATES, HARTFORD, KY

DEED

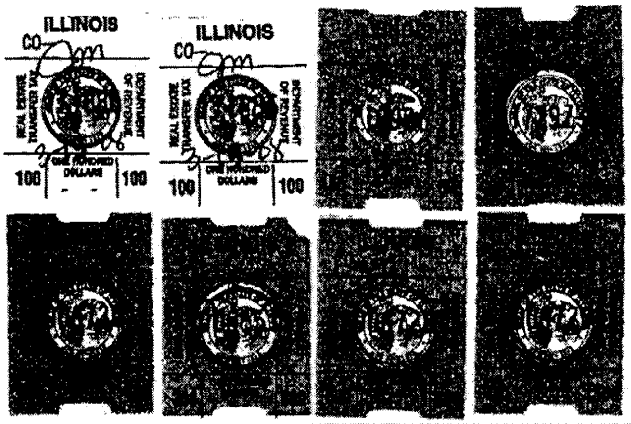

Image# 001074530006 Type: WARRANTY
Recorded: 03/13/2008 at 10:56:59 AM
Total Amt: $2,277.00 Page 1 of 5
IL Rental Housing Fund: $10.00
Saline County Clerk and Recorder
Willie McClusky
File# 223159

BK 1932 PG 564-568

Above space for Recorder's Use Only

SPECIAL WARRANTY DEED

THIS INDENTURE WITNESSETH, That the **GRANTOR, The Bank of Marion,** a corporation duly organized and existing under and by virtue of the laws of the State of Illinois and duly authorized to transact business in the State where the following described real estate is located, for and in consideration of One Dollar and other good and valuable considerations, the receipt of which is hereby acknowledged, and pursuant to authority given by the Board of Directors of said corporation, **CONVEYS AND WARRANTS** to **GRANTEE, Southeastern Illinois College Foundation, an Illinois not-for-profit corporation,** the following described real estate to-wit:

Parcel 1: A tract of land lying within the Northeast Quarter of Section 15, Township 9 South, Range 6 East, Third Principal Meridian, Saline County, Illinois and being more particularly described as follows: Beginning at a 2" iron pipe monument (tagged I.R.L.S. 2455) at the Southeast corner of Block 12 - W. L. Dorris Subdivision of the North part of the Southwest Quarter of the Northeast Quarter of Section 15, Township 9 South, Range 6 East of the Third Principal Meridian; thence North 60 degrees 48' 48" West a distance of 574.08 feet to a point; thence North 04 degrees 00' 00" West a distance of 225.47 feet to a point; thence North 27 degrees 31' 39" West a distance of 58.00 feet to an intersection with the Southeasterly right of way line of Illinois S.B.I. Route 1 (U.S. Highway 45); thence North 45 degrees 22' 58" East along said right-of-way line a distance of 531.70 feet to a point; thence South 04 degrees 00' 00" East a distance of 165.0 feet to a point; thence North 86 degrees 00' 00" East a distance of 100.00 feet to an intersection with the Westerly right of way line of an unnamed street (50 feet wide); thence South 04 degrees 00' 00" East along said Westerly right of way line and the Easterly line of aforesaid Block 12, a distance of 774.02 feet to the point of beginning.

EXCEPT a tract of land lying within the Northeast Quarter (NE 1/4) of Section 15, Township 9 South, Range 6 East of the Third Principal Meridian, Saline County, Illinois, and being more particularly described as follows: Commencing at a 2" iron pipe monument (tagged I.R.L.S. 2455) at the Southeast corner of Block 12 W.L. Dorris' Subdivision of the

BOOK 1932 PAGE 0564

SALINE COUNTY
REAL ESTATE TRANSFER
STAMP #745.00

Book:1932,Page:564

GEORGE E. COX & ASSOCIATES, HARTFORD, KY

North part of the Southwest Quarter (SW 1/4) of the Northeast Quarter (NE 1/4) of Section 15, Township 9 South, Range 6 East of the Third Principal Meridian; thence North 60 degrees 48' 48" West, a distance of 520.81 feet to the point of beginning; thence North 60 degrees 48' 48" West, a distance of 53.27 feet to a point; thence North 04 degrees 00' 00" West, a distance of 225.47 feet to a point; thence South 13 degrees 55' 36" East, a distance of 258.52 feet to the point of beginning, containing 0.115 acres, more or less. (Also being a part of Lot 4 of Block 15, Lot 4 of Block 19 and parts of a vacated alley and street adjoining said Lots, all in W. L. Dorris' Subdivision to the City of Harrisburg.)

SUBJECT, HOWEVER, to all easements, covenants, restrictions and right of way of record, and FURTHER reserving to Wal-Mart Properties, Inc., its successors and assigns, permanent, non-exclusive easements over the following described parcels:

An easement for ingress and egress over, through and across a tract of land lying with the Northeast Quarter (NE 1/4) of Section 15, Township 9 South, Range 6 East of the Third Principal Meridian, Saline County, Illinois, more particularly described as follows: Commencing at a 2" iron pipe monument (tagged I.R.L.S. 2455) at the Southeast Corner of Block 12 of W.L. Dorris Subdivision of the North part of the Southwest Quarter (SW 1/4) of the Northeast Quarter (NE 1/4) of Section 15, Township 9 South, Range 6 East of the Third Principal Meridian; thence North 60 degrees 48' 48" West, a distance of 574.08 feet to the true point of beginning of the herein described easement; thence North 04 degrees 00' 00" West, a distance of 225.47 feet to a point; thence North 27 degrees 31' 39" West, a distance of 58.00 feet to a point on the Southeasterly right of way line of Illinois S.B.I. Route 1 (U.S. Route 45), thence along said right of way line North 45 degrees 22' 58" East a distance of 31.39 feet to a point; thence South 27 degrees 31' 39" East, a distance of 73.47 feet to a point; thence South 04 degrees 00' 00" East a distance of 251.34 feet to a point; thence North 60 degrees 48' 48" West a distance of 35.85 feet to the true point of beginning.

An easement for ingress, egress, and utility purposes over, through and across a tract of land lying within the Northeast Quarter of Section 15, Township 9 South, Range 6 East, Third Principal Meridian, Saline County, Illinois, and more particularly described as follows: Commencing at a 2" iron pipe monument (tagged I.R.L.S. 2455) at the Southeast corner of Block 12 in W. L. Dorris' Subdivision of the North part of the Southwest Quarter of the Northeast Quarter of Section 15, Township 9 South, Range 6 East of the Third Principal Meridian; thence North 04 degrees 00' 00" West along the Easterly line of said Block 12 and the Westerly right of way line of an unnamed street (50 feet wide) a distance of 774.02 feet to the true point of beginning of the herein described easement; thence South 86 degrees 00' 00" West a distance of 100.00 feet to a point; thence North 04 degrees 00' 00" West a distance of 165.00 feet to an intersection with the Southeasterly right of way line of Illinois S.B.I. Route 1 (U.S. Highway 45); thence South 45 degrees 22' 58" West along said right of way line a distance of 70.00 feet to a point; thence South 44 degrees 37' 02" East a distance of 35.54 feet to a point; thence South 04 degrees 00' 00" East a distance of 122.45 feet to a point; thence North 86 degrees 00' 00" East a distance of 130.00 feet to a point on said Westerly right of way line; thence North 04 degrees 00' 00" West along said line a distance of 30.00 feet to the true point of beginning.

BOOK 1532 PAGE 0565

Book:1932,Page:564

Parcel 2: A tract of land lying within the Northeast Quarter (NE 1/4) of Section 15, Township 9 South, Range 6 East of the Third Principal Meridian, Saline County, Illinois, and being more particularly described as follows: Commencing at a 2" iron pipe monument (tagged I.R.L.S. 2455) at the Southeast corner of Block 12 W. L. Dorris' Subdivision of the North part of the Southwest Quarter (SW 1/4) of the Northeast Quarter (NE 1/4) of Section 15, Township 9 South, Range 6 East of the Third Principal Meridian; thence North 60 degrees 48' 48" West, a distance of 574.08 feet to a point; thence North 04 degrees 00' 00" West, a distance of 225.47 feet to a point ;thence North 27 degrees 31' 39" West, a distance of 58.00 feet to an intersection with the Southeasterly right-of-way line of Illinois S.B.I. Route 1 (U.S. Highway 45); thence North 45 degrees 22' 58" East along said right-of-way line, a distance of 531.70 feet to the point of beginning; thence South 04 degrees 00' 00" East, a distance of 165.00 feet; thence North 86 degrees 00' 00" East, a distance of 100.00 feet to an intersection with the Westerly right-of-way line of Seright Street; thence North 49 degrees 16' 05" West, a distance of 41.08 feet; thence North 21 degrees 29' 16" West, a distance of 107.88 feet; thence North 53 degrees 09' 33" West, a distance of 50.76 feet, the point of beginning, situated in the County of Saline, and the State of Illinois.

Parcel 3: A tract of land lying within the Northeast Quarter (NE 1/4) of Section 15, Township 9 South, Range 6 East of the Third Principal Meridian, Saline County, Illinois, and being more particularly described as follows: Beginning at a 2" iron pipe monument (tagged I.R.L.S. 2455) at the Southeast corner of Block 12 in W. L. Dorris' Subdivision of the North part of the Southwest Quarter (SW 1/4) of the Southeast Quarter (SE 1/4) of Section 15, Township 9 South, Range 6 East of the Third Principal Meridian; thence North 60 degrees 48' 48" West, a distance of 520.81 feet to a point; thence South 59 degrees 34' 51" East, a distance of 221.31 feet to a point; thence South 04 degrees 00' 00" East, a distance of 164.93 feet to the North line of Walnut Street; thence North 84 degrees 52' 54" East along said North line, a distance of 253.35 feet to the point of beginning. (Also being part of Lots 1, 2 and 3 of Block 12 of W. L. Dorris' Subdivision to the City of Harrisburg.)

With privileges of and subject to reservations, restrictions, easements, encumbrances, right of way grants and covenants of record, and those apparent from an inspection of the premises, including encroachments.

Together with the hereditaments, tenements and appurtenances thereunto belonging.

To Have and To Hold - the above described premises, together with all and singular, the rights and appurtenances thereto in anywise belonging, unto said Grantee, its successors and assigns forever. Grantor hereby binds itself and its successors to Warrant and Forever Defend all and singular the said premises unto the said Grantee, its successors and assigns, against every person whomsoever lawfully claiming or to claim the same or any part thereof, by, through or under it, but not otherwise.

Property Index No.: 06-1-083-02; 06-2-148-02

BOOK 1932 PAGE 0566

Book:1932,Page:564

GEORGE K. COX & ASSOCIATES, HARTFORD, KY

IN WITNESS WHEREOF, said Grantor has caused its company seal to be hereto affixed, and has caused its name to be signed to these presents by its Sr. Vice President, and attested by its Admin Assistant this 12th day of March, 2008.

BY _____
Robert L. Kincheloe
Sr. Vice President

ATTEST: _____
Sara Rone
Admin. Assistant

STATE OF ILLINOIS

County of Williamson

I, the undersigned, a Notary Public, in and for said County, in the State aforesaid, DO HEREBY CERTIFY THAT Robert L. Kincheloe, personally known to me to be the Sr. Vice President of the Corporation who is the grantor, and Sara Rone, personally known to me to be the Admin. Assitant of said corporation, and personally known to me to be the same persons whose names are subscribed to the foregoing instrument, appeared before me this day in person and severally acknowledged that as such Robert L. Kincheloe and Sara Rone they signed and delivered the said instrument as Sr. Vice President and Admin. Assitant of said corporation, and caused the corporate seal of said corporation to be affixed thereto, pursuant to authority, given by the Board of Directors of said corporation as their free and voluntary act, and as the free and voluntary act and deed of said corporation, for the uses and purposes thereon set forth. Given under my hand and Notarial Seal this 12th day of March, 2008.

_____
NOTARY PUBLIC

"OFFICIAL SEAL"
ROBIN E. WILLIAMS
Notary Public State of Illinois
My Commission Expires 06/25/11

Successor Deed to Deed Record _____, Page _____.

Deed prepared based upon legal description provided by Grantor without benefit of survey.

Preparer of deed makes no representations or warranties as to the validity of title.

Title not examined by preparer of deed.

BOOK 1932 PAGE 0567

Book:1932,Page:564

GEORGE E. COX & ASSOCIATES, HARTFORD, KY

APPRAISER QUALIFICATIONS

PROFESSIONAL QUALIFICATIONS

GEORGE K. COX, MAI, SRPA, SRA
Appraiser • Consultant
P.O. Box 68 -- Hartford, Kentucky 42347-0068
Telephone: (270) 314-3006 — Email: Gcox329330@aol.com
www.georgekcoxmaisra.com

PROFESSIONAL EXPERIENCE

Since 1967 George K. Cox has provided services as a real estate appraiser, educator, writer, regulator, and consultant to individuals, corporations and governmental agencies. He has an extensive background in matters of litigation valuation. His practice in recent years has included litigation support services, valuation studies, consultations, educational offerings and presentations on a number of matters involving solutions to problems with varying degrees of complexity. He is nationally recognized on his expertise in litigation valuation. He has testified in numerous courts on issues involving real property. He has served as a guest lecturer on numerous occasions.

He began his career with the Kentucky Transportation Cabinet, Department of Highways as an appraiser trainee. From 1970 to 1971 he was employed as a staff appraiser with the Illinois Transportation Cabinet, Department of Highways. From 1972 t0 1977 he was a partner in the valuation firm of Bartlett, Wright, and Cox & Ershig. In 1977 he opened his business in Owensboro, Kentucky and incorporated the company in 1979.

GEOGRAPHIC AREA OF EXPERIENCE

Kentucky	Mississippi	Tennessee	Indiana	Illinois	Texas
Virginia	North Carolina	South Carolina	Florida	New Mexico	

PROFESSIONAL AFFILIATIONS AND ACCREDITATIONS

MAI	-	Appraisal Institute
SRPA	-	Appraisal Institute
SRA	-	Appraisal Institute

APPRAISAL CERTIFICATIONS

Kentucky	Certified General Real Property Appraiser No. 000029
Illinois	Certified General Real Estate Appraiser License No. 153.0001690
Indiana	Certified General Appraiser No. CG69201385

PRIMARY FIELD OF PRACTICE

Estate planning • Rights of Way (Reviews, Appraisals & Consulting) • Litigation Valuation (Reviews, Consulting, Trial Preparation, etc) • Site Selection • Feasibility Studies • Highest and Best Use Analysis • Complex Real Property Appraisal Assignments • Instructor - Real Property Appraisal & Analysis

REAL ESTATE LICENSES

Kentucky	Real Estate Broker
Indiana	Real Estate Broker

PROFESSIONAL ACTIVITIES

Past President, Bluegrass Chapter – Appraisal Institute (2000)

Past President, Evansville Chapter, Society of Real Estate Appraisers (1974)

APPOINTMENTS

Kentucky Real Estate Appraisers Board (Chairman 2000, 2001 &2002)

INSTRUCTOR REAL PROPERTY APPRAISAL

Society of Real Estate Appraisers
Kentucky Real Estate Commission
Henderson Community College
Kentucky Real Estate Appraisers Board
Brescia University
Owensboro Community College

ARTICLES AUTHORED

Understanding Highest & Best Use

Understanding Cash Equivalency

The Four E's - Blueprint for Success

The Cost Approach - A Different View

Sale vs. Comparable Sale - The Selection Process

Depreciation and the Cost Approach

Litigation Valuation

Competency - Understanding the Appraisal Process (Part I)

Appraisal of Special Purpose Properties For Litigation

SEMINARS DEVELOPED

Highest and Best Use
Valuation of Partial Interest
Income Capitalization
Litigation Valuation
Sales Comparison
Basic Appraisal Principles
Cash Equivalency
Expert Witness

GENERAL EDUCATION

Attended University of Kentucky through the Community College System NOTE: In 1977 one of the qualifications for obtaining the MAI designation was a four-year college degree. I was approved by the National Education Committee of AIREA to have the equivalent of a four-year college degree.

PROFESSIONAL EDUCATION

Technical Courses

Basic Principals, Methods & Techniques (P) Indiana University 1972

Income Approach to Value & Capitalization (P) Appraisal Institute - Chicago, IL 1972

Residential Properties (P) Tulane University 1973

Urban Properties (P) Tulane University 1975

Investment Analysis - Ellwood Technique (P) University of Maryland 1976

MAI Comprehensive Examination (P) Indianapolis, IN 1977

Industrial Properties (P) University of South Florida 1979

Capitalization Part II (A) University of Colorado 1979

Advanced Case Studies in Rural Valuation (P) Owensboro, KY 1982

Litigation Valuation (P) University of North Carolina (Selected by class as experl witness in mock trial) 1984

Standards of Professional Practice - 1982, 1985, 1991, 1993.

Standards of Professional Practice, Part C (P) Louisville, KY 1998

Litigation Valuation (720) (AI), St. Louis, MO (Appointed by senior instructor as attorney for landowner in mock trial) 2003

Expert Witness & Litigation – (AI) Murfreesboro, TN 2005

Uniform Appraisal Standards for Federal Land Acquisition AI (Louisville) 2007

Seminars

- Feasibility Analysis (AIREA) 1974
- Computer Applications for Appraisal Process (AIREA) 1980
- Component Depreciation (AIREA) 1980
- Feasibility & Market Analysis (AIREA) 1982
- Discounted Cash Flow Analysis (AIREA) 1982
- Introduction to Real Estate Investment Analysis (AIREA) 1982
- Computer Assisted Discounted Cash Flow Analysis (AIREA) 1982
- Rural and Farm Appraising (AIREA) 1983
- HP Financial Calculator (AIREA) 1984
- Basic Use of Computerized Cost Analysis (M&S) 1985
- The Valuation of Leased Fee & Leasehold Estates (AIREA) 1985
- Advanced Use of Computerized Cost Analysis (M&S) 1986
- Fannie Mae & Appraisal Process (SREA) 1986
- Tax Laws & Their Effect on Real Estate (AIREA & SREA) 1986
- R41C & the Appraiser (SREA) 1986
- Single Family Appraisal & URAR (AIREA) 1988
- Developing Appraisal Policies (USLSI) 1988
- Reviewing Appraisals for Non-Appraisers (USLSI) 1988
- Capitalization Overview, Part B (AIREA) 1988
- SPP Update (AIREA) 1988
- Discounted Cash Flow Analysis (AIREA) 1988
- The Narrative Appraisal Report (AIREA) 1989
- Appraisal from Plans & Specifications (AIREA) 1989
- Evaluating Residential Construction (AIREA) 1989
- Uniform Commercial/Industrial Report (AIREA) 1989
- Reviewing Appraisals (AIREA) 1990
- Ethics Administration Program (AIREA) 1990
- Impact of Large Industrial Developments (AIREA) 1990
- State Certification & Licensing (AIREA) 1990
- Survey Research (AIREA) 1990
- Applies Sales Comparison Approach (AI) 1991

Farm Valuation (AI) 1992
Small Residential Income Property Report (AI) 1992
Appraising Troubled Properties (AI) 1992
Appraisal Regulations of the Federal Banking Agencies (AI) 1993
Appraisal Reporting of Complex Residential Properties (AI) 1993
The New Uniform Residential Appraisal Report (AI) 1993
Market Extractions; Income Properties (AI) 1993
Highest & Best Use (AI) 1994
Uniform Standards of Professional Appraisal Practice (KREAB) 1994
Understanding Limited Appraisals & Reporting Options (AI) 1994
Residential Property Construction & Inspection 1995
Appraisal Practice for Litigation (AI) 1995
Easement Valuation (AI) 1995
General FHA Training (HUD) 1996
Appraising One-Four Family Income Properties (AI) 1996
Advanced Income Capitalization (AI) 1996
Market Extractions - Income Properties (AI) 1996
Uniform Standards of Professional Appraisal Practice (KREAB) 1996
Appraising High Value & Historic Homes (AI) 1997
Litigation Skills for the Appraiser - An Overview (AI) 1997
Ratios & Reasonableness - Part II (AI) 1998
Laws & Administrative Regulations (KREAB) 1998
Laws & Administrative Regulations (KREAB) 1999
USPAP Update & Issues Impacting the Appraisal Profession (KREAB) 2000
Valuation of Detrimental Conditions in Real Estate (AI) 2000
Rural Residential Valuation (ASFMRA) 2000
Valuing Conservation Easements (ASFMRA) 2000
USPAP Update & Issues Impacting the Appraisal Profession (KREAB) 2001
USPAP Update & Issues Impacting the Appraisal Profession (KREAB) 2002
Attacking & Defending an Appraisal in Litigation (AI) 2002
Subdivision Analysis (AI) 2003
Boundary Law in Kentucky (University of Kentucky College of Law) 2003
Condemnation & Eminent Domain in Kentucky (University of Kentucky College of Law) 2003
Uniform Standards of Professional Appraisal Practice - Update (I-CAN) 2004
Introduction to Income Capitalization (AI) 2004
Rates & Ratios: Making sense of GIMs, OARs, and DCF (AI) 2004

Indiana Appraiser License Law (AI) 2005

Market Analysis & Site to Do Business (AI) 2006

Uniform Appraisal Standards For Federal Land Acquisition (AI) 2007

EXPERT WITNESS QUALIFICATIONS

Testified in various state and federal courts involving matters relating to real property valuation. Testimony includes the various interests in real property, i.e., fee simple, leased fee, leasehold, before and after appraisals, easement valuation, etc.

SAMPLE OF ASSIGNMENTS

Special Assignments:

Communications and Transportation Corridors
Industrial and Limited Market Properties
Economic Feasibilities Studies
Highest and Best Use Studies

Property Type (Partial

Apartments	Airports
Agricultural	Hotels
Community Centers	Libraries
Nursing Homes	Churches
Assisted Living	Colleges
Mobile Home Parks	Gob Piles
Recreation Centers	Post Office
Residential - Small Acreage	Hobby farm
Land	
Mixed Use (Residential / Commercial)	Subdivision
Condominium Conversions	Motels
Hotels	Banks
Nursing Homes	Medical
Truck Plaza Centers	Restaurants
Assisted Living	Railroads
Skilled Care	Quarries
Auto Dealerships	Self Storage
Office (Single & Multi Tenant)	Malls
Shopping Centers	Day Care
Power Centers	Golf Courses
Convenience Stores	Skating Rink
Service Stations	Life Estates
Bowling Centers	Leased Fee
Partial Interests	Leasehold
Conservation Easements	Poultry
Swine	Cattle Farms
Broadcasting Facility	Stockyard

Grain Elevator
Car Wash
Corridor Valuation (Rights-of-way for Roads, Pipe line, etc.)

CLIENTS

Appraisal services have been provided to private individuals, law firms, corporations and governmental agencies. Following is a sampling of clients served:

Government

Kentucky Transportation Cabinet	Illinois Department of Transportation
General Services Administration	Veterans Administration
Illinois Department of Conservation	United States Department of Surface Mining
Virginia Department of Surface Mining	Kentucky Department of Surface Mining
Kentucky Department of Finance	FDIC
US Postal Service	Fannie Mae
Freddie Mac	FBI

Financial Institutions

BB&T Bank	Bank One
National City Bank	Fifth Third Bank
US Bank	First Security
Independence Bank	South Central Bank
Old National Bank	Bank of Ohio
Planters Bank	German American

Corporations

Chrysler Corporation	General Electric
Kemper Insurance	Prudential
Crounse	Shelter Insurance
W.R. Grace	General Motors
Peabody	Westinghouse

Institutions of Higher Learning

Western Kentucky University	Southeastern Illinois Junior College
Owensboro Community College	Brescia University
University of Evansville	Elmhurst College
Indiana University	Kentucky Wesleyan College
Owensboro Public Schools	Daviess County Public Schools

Utility Companies

Indiana-Michigan	American Electric & Power
Big Rivers Electric Company	L&N Railroad
CSX Railroad	Green River Rural Electric
Kenergy	Texas Gas Corporation
Western Kentucky Gas	Pennyrile Electric
Meade County Electric	Daviess County Rural Water and Sewer

Municipalities

City of Owensboro, Kentucky	City of Bowling Green, Kentucky
City of Hawesville, Kentucky	City of Danville, Kentucky
City of Evansville, Indiana	City of Madisonville, Kentucky

Airports

Owensboro-Daviess County Airport	Huntingburg-Dubois County Airport
Singleton Aviation	

Appendix G – Dr. Sharma & Dr. Pitafi Vitae

Subhash C. Sharma

Department of Economics
Southern Illinois University
Carbondale, Il. 62901-4515
Phone: 618-453-5070
Fax: 618-453-2717, E-mail: Sharma@siu.edu
Home Page: http://www.siu.edu/~sharma

Residence:
114 N. Lark Lane
Carbondale, Il. 62901
Phone: 618-457-5644

PERSONAL:

Date of Birth: October 27, 1951; New Delhi, India.
Citizenship: Naturalized U.S. Citizen, Marital Status: Married, Two Children.

EDUCATION:

Ph.D. Statistics, University of Kentucky, 1983.
M.S. Economics, University of Kentucky, Course work completed, 1983.
M.S. Statistics, University of Kentucky, 1979.
M.A. Mathematical-Statistics, University of Delhi, India, 1975.
B.A. Mathematics (Honors), University of Delhi, India, 1973.

TEACHING INTERESTS:

Econometrics, Time Series Analysis, Statistics, Mathematical Economics, Monetary Economics, International Finance.

RESEARCH INTERESTS:

Econometrics, Time Series Analysis, Statistics, Applied: Monetary Economics, Development Economics, International Economics, Microeconomics and Finance.

PROFESSIONAL EXPERIENCE:

July 1993 - Present: Professor, Department of Economics, Southern Illinois University Carbondale.

May 10, 2004 – May 21, 2004, Visiting Scholar, International Monetary Fund, Washington, D.C.

July 1987 - June 1993: Associate Professor, Department of Economics, Southern Illinois University Carbondale.

July 1989 - October 1989: Visitor, Indian Statistical Institute, New Delhi, India.

August 1983 - June 1987: Assistant Professor, Department of Economics, Southern Illinois University Carbondale.

January 1982 - May 1983: Teaching Assistant, Department of Economics, University of Kentucky.

August 1980 - December 1981: Part-time Instructor, School of Business, Kentucky State University.

January 1978 - August 1982: Teaching Assistant, Department of Statistics, University of Kentucky.

PROFESSIONAL RECOGNITION:

Fellow: Midwest Econometric Group

JOURNAL AFFILIATIONS:

Executive Editor: *Journal* of Asian Economics, from November 2006

PUBLICATIONS IN REFEREED JOURNALS:

1. "Cumulative Processes Associated with Markov Renewal Processes in Space", ***Journal of Mathematical Sciences*** 1975, Vol. 10, 63-68.

2. "Some Results in Markov Renewal Processes", ***Metron*** 1976, Vol. 34, XXXIV, 81-92 (with Y.P. Gupta).

3. "Distribution of Transition Frequencies and Cumulative Processes for Markov Renewal Processes over an Arbitrary Space", ***Journal of Indian Statistical Association*** 1978, Vol. 16, 25-40(with Y.P. Gupta).

4. "Convergence of Sample Mean for Autoregressive Observations", ***Metron*** 1984, Vol. XLII, 69 -76.

5. "The Effects of Autocorrelation Among Errors on the Consistency Property of OLS Variance Estimator", ***Journal of Econometrics*** 1985, Vol. 27, 335-361.

6. "The Effects of Correlation Among Observations on the Accuracy of Approximating the Distribution of Sample Mean by its Asymptotic Distribution", ***Australian Journal of Statistics*** 1985, Vol. 27, 138-150.

7. "Convergence of Sample Mean for Moving Average Observations", ***Metron*** 1985, Vol. XLIII, 213-221.

8. "The Effects of Correlation Among Observations on the Consistency Property of Sample Variance", ***Communications in Statistics -Theory and Methods,*** 1986 Vol. 15, 1125-1152.

9. "On the Consistency Property of OLS Variance Estimator when Errors are Autocorrelated", ***Metron*** 1987, Vol. XLV., 135-149.

10. "The Effects of Autocorrelation Among Errors on the Consistency Property of OLS

Estimator", ***Journal of Statistical Computation and Simulation*** 1987, Vol. 28, 43-62.

11. "The Effects of Correlation Among Observations on the Consistency Property of Sample Mean", ***Statistica*** 1987, Vol. XLVII, 427-436.

12. "On the Berry-Esseen Bound of OLS Estimators When Errors are Autocorrelated", ***Journal of Indian Statistical Association*** 1987, Vol. 25, 53-62.

13. "Jackknife Tests for Heteroscedasticity in the General Linear Model", ***Australian Journal of Statistics,*** 1988, Vol. 30, 200-216(with Carmelo Giaccotto).

14. "Do Stock Market Prices Affect Mergers?", ***Managerial Finance*** 1989, Vol. 15, 40-42. (with Iqbal Mathur).

15. "Exports and Japanese Economic Development", ***Economics Letters*** 1990, Vol. 32, 127-132. (with Richard Grabowski and Dharmendra Dhakal).

16. "Technological Change and Elasticities of Substitution in Korean Agriculture", ***Journal of Development Economics*** 1991, Vol. 35, 147-172.

17. "Exports and Economic Growth in Industrialized Countries", ***Applied Economics*** 1991, Vol. 23, 4A, 697-707 (with Mary Norris and Daniel Wai-Wah Cheung).

18. "Causality in Purchasing Power Parities", ***The Quarterly Review of Economics and Business*** 1991, Vol. 31, No. 1, 81-90 (with Iqbal Mathur and Joyce Pik Ha Wong).

19. "The Interest-Rate Management and Sterilization Hypotheses for the U.K.: Under Fixed Exchange Rates", ***Applied Economics***l 1991, Vol. 23, 4B, 821-838 (with Wai-Wah Cheung and Paul B.Trescott).

20. "Power and Robustness of Jackknife and Likelihood Ratio Tests for Grouped Hetroscedasticity", ***Journal of Econometrics*** 1991, Vol. 49, 343-372 (with Carmelo Giaccotto).

21. "A New Jackknife Test for Homogeneity of Variances", ***Communications in Statistics – Simulation and Computation*** 1991, Vol. 20, 479-495.

22. "Monetary Interdependence Between the United States and United Kingdom under Alternative Exchange Rate Regimes", ***Applied Financial Economics*** 1991, Vol. 1, 175-184 (with Daniel W.W. Cheung and Paul. B. Trescott)

23. "Robustness to Non-Normality of the Null Distribution and Power of the Durbin-Watson Test in Regressions With and Without an Intercept", ***Journal of Statistical Computation and Simulation*** 1992, Vol. 42, 93-105 (with M. M. Ali).

24. "New Jackknife Tests for Grouped Heteroscedasticity", ***Journal of Quantitative Economics*** 1992, Vol. 8, 309-326.

25. "Robustness to Non-Normality of the Durbin-Watson Test for Autocorrelation", ***Journal of Econometrics*** 1993, Vol. 57, 117-136 (with M. M. Ali).

26. "Causality Between the Money Supply and Share Prices : A VAR Investigation", ***Quarterly Journal of Business and Economics*** 1993, Vol. 32, 52-74 (with D. Dhakal and Magda Kandil).

27. "Determinants of the Inflation Rate in the United States: A VAR Investigation", ***The Quarterly Review of Economics and Finance*** 1994, Vol. 34, 95-112 (with D. Dhakal, Magda Kandil and Paul B. Trescott).

28. **Book Review:** "Introduction to Econometrics", by Christopher Dougherty, Oxford University Press, 1992, ***American Statistician*** 1994, Vol. 48, 172-173.

29. "Causal Analyses Between Exports and Economic Growth in Developing Countries", **Applied Economics** 1994, Vol. 26, 1145-1157. (with D. Dhakal).

30. "Robustness to Non-normality of Regression F-Tests", ***Journal of Econometrics*** 1996, Vol. 71, 175-205. (with M. M. Ali).

31. "Moments of Regression F-Statistics under Non-Normality," ***Communications in Statistics-Theory and Methods*** 1996, Vol. 25, 1631-1658 (with M. M. Ali).

32. "International Intertemporal Transmission of Interest Rates," ***Journal of Multinational Financial Management*** 1996, Vol. 6, 95-107 (with Frank Arokiasamy).

33. "Currency Substitution and Exchange Rate Determination", ***Applied Financial Economics*** 1997, Vol. 7, 327-336. (with Yijian He).

34. "Capital Stock Estimates for Major Sectors and Disaggregated Manufacturing in Selected OECD Countries," ***Applied Economics*** 1997, Vol. 29, 563-579. (with Verughese Jacob and Richard Grabowski).

35. "Fairness Measures and Importance Weights for Allocating Quotas to OPEC Member Countries," ***The Energy Journal*** 1997, Vol. 18, 1-21. (with Ahmad S. Alsalem and Marvin D. Troutt).

36. "Macroeconomic Interdependence and Integration in the Indian Sub-Continent," ***Journal of Quantitative Economics*** 1997, Vol. 13, 37-59. (with Julius Horvath).

37. "Quarterly Aggregate Capital Input and the Cost of Capital for the U.S.: 1948-1993," ***Journal of Economic and Social Measurement*** 1997, Vol. 23, 163-195. (with Yijian He).

38. "Estimates of Net Capital Stock for Agricultural and Industrial Sectors for Japan, Korea and Taiwan," ***Applied Economics Letters*** 1998, Vol. 4, 89-92. (with Senee Suwandee and Richard Grabowski).

39. "On the European Monetary System: the Spillover Effects of German Shocks and Disinflation", ***Applied Economics*** 1998, 30, 1585-1593. (with Julius Horvath and Magda Kandil).

40. "An Investigation of the Effects of Prices and Exchange Rates on Trade Flows in East Asia", ***Asian Economic Journal*** 1998, Vol. 12, 253-271 (with Soo Y. Chua).

41. "Investigations into the Macroeconomic Interdependence of Western Europe: Is There Evidence of Two-Tier Europe", ***Journal of Quantitative Economics*** 1998, Vol. 14, 41-65 (with Julius Horvath).

42. "Export Instability, Income Terms of Trade Instability and Growth: Causal Analyses", ***The Journal of International Trade and Economic Development*** 1999, Vol. 8, 209-229 (With Teame Ghirmay and Richard Grabowski).

43. "The Effects of Real Exchange Rate Volatility on Aggregate Exports", ***The Journal of Business and Economic Studies*** 1999, Vol. V, 15-34 (with Tammy Rapp).

44. "Estimating Production Uncertainty in Stochastic Frontier Production Function Models" ***Journal of Productivity Analysis***, 1999, Vol. 12, No. 3, 185-208. (with Anil K. Bera).

45. "Exchange Rate Market Efficiency: Within and Across Countries", ***Journal of Economics and Business*** 1999, Vol. 51, No. 5, 423-439 (with Tammy Rapp).

46. "The Impact of U.S. and Japanese Economies on Korea and Malaysia After the Plaza Accord", ***Asian Economic Journal*** 1999, Vol. 13, 19-37 (with Selahattin Dibooglu and Soo Y. Chua).

47. "Effects of U.S. Money Announcements on the Daily Exchange Rates of Industrialized Countries", ***Applied Economics*** 2000, Vol. 32, 593-599 (with Frank Arokiasamy and Ike Mathur).

48. "ASEAN: Economic Integration and Intra-Regional Trade", ***Applied Economics Letters*** 2000, Vol. 7, 165-169 (with Soo Y. Chua).

49. "Exports, Investments, Efficiency and Economic Growth in LDC: An Empirical Investigation," ***Applied Economics*** 2001, Vol. 33, 689-700 (with Teame Ghirmay and Richard Grabowski).

50. "The Effects of US Monetary Intervention on Real Exchange Rates", ***Journal of Business and Economic Perspectives*** 2001, Vol. 27, 144-155 (with Kay Strong).

51. "The Morishima Elasticity of Substitution for the Variable Profit Function and the Demand

for Imports in the U.S.," ***International Economic Review*** 2002, Vol. 43, 115-135.

52. "Stock Market and Macroeconomic Fundamental Dynamic Interactions: ASEAN-5, Countries," ***Journal of Asian Economics*** 2002 (13)1, 27-51 (with Praphan Wongbangpo).

53. "Interrelationships among Regional Stock Indices," ***Review of Financial Economics*** 2002, Vol. 11, 91-108 (with Orawan Ratanapakorn).
54. "Cointegration of Price Measures: Evidence From the G-7," ***Journal of Economics and Finance*** 2002, Vol. 26, 111-122 (with Kay Strong).

55. "Long-Term Trends and Cycles in ASEAN Stock Markets", ***Review of Financial Economics*** 2002, Vol. 11, 299-315 (with Praphan Wongbangpo).

56. "Analysis of Sectoral Water Withdrawals in U.S.: 1950-1995," **Proceedings of IWRA Regional Symposium "Water for Human Survival"**, Editors: Thatte, C.D., Mathur, G.N. and Chawla, A.S." 2002, Vol. 2, pp. GS 87-103 (with Benedykt Dziegielewski).

57. "Money Demand Stability Under Currency substitution in Asian Countries", ***Applied Financial Economics*** 2004, Vol. 14, 19-27 (with Santi Chaisrisawatsuk and Abdur Chowdhury).

58. "Divisia Monetary Aggregates and Money Demand for Malaysia," ***Journal of Asian Economics*** 2004, Vol. 15, 1137-1153 (with Jauhari Dahalan and Kevin Sylwester).

59. "Exchange Rate Determination Under Currency Substitution for Asian Countries," ***Indian Journal of Economics*** 2004, Vol. 84, No. 335, 621-638 (with Santi Chaisrisawatsuk).

60. "Momentum and Contrarian Strategies in International Stock Markets: Further Evidence," ***Journal of Multinational Financial Management*** *2005,* Vol. 15, 235-255 (with Qian Shen and Andrew Szakmary).

61. "Currency Substitution in Asian countries," ***Journal of Asian Economics***, 2005, Vol. 16, 489-532 (with Magda Kandil and Santi Chaisrisawatsuk).

62. "Technical Efficiency Analysis in Illinois Coal Mining Sector," in ***Application of Computers and Operations Research in the Mineral Industry***; Editors: Dessureault, Sean D.; Ganguli, Rajive; Kecojevic, Vladislav J.; and Dwyer, Jami Girad. Taylor and Francis Group: London, 2005, 49-53 (with A.R. Samal and M.K. Mohanty).

63. "Small Sample Properties of Some Estimators of Autoregressive Parameters and Regression Coefficients in Linear Models with AR(1) Errors: A Monte Carlo Study; ***Journal of Quantitative Economics*** 2005, Vol. 3, No. 1, 133-160 (With Brian Coleman).

64. "Estimating the Size of the Underground economy in Indonesia," ***Indian Journal of Economics*** *2005*, Vol. 86, No. 340, 1-11 (with Sasmito Wibowo).

---

65. "Substitution Between Money and Near-Monies in Switzerland," ***Journal of Quantitative Economics 2006,*** Vol. 4, No. 1, 133-154 (with Magda Kandil, Abdur Chowdhury and Tammy Parker).

66. "Efficiency and Productivity Analyses of Indonesian Manufacturing Industries," ***Journal of Asian Economics*** 2006, Vol. 17, 979-995 (with Heru Margono).

67. "An Examination of Momentum Strategies in Commodity Futures Markets," ***Journal of Futures Markets*** 2007, Vol. 27, No. 3, 227-256 (with Qian Shen and Andrew Szakmary).

68. "Analysis of Technical Efficiency of Coal Mines using Production Frontier Model," ***SME Annual Transactions Volume***, 2007, Vol. 320, 64-68 (with Abani Samal and Manoj Mohanty).

69. "Decomposition of Total Factor Productivity Growth in U.S. States," ***The Quarterly Review of Economics and Finance*** 2007, Vol. 47, 215-241 (with Kevin Sylwester and Heru Margono).

70. "Dynamic Analysis Between the US Stock Returns and the Macroeconomic Variables," ***Applied Financial Economics*** 2007, Vol. 17, 369-377 (with Orawan Ratanapakorn).

OTHER PUBLICATIONS:

1. "On the Consistency Property of OLS Variance Estimator when Errors are Autocorrelated", ***American Statistical Association, 1985 Proceedings of the Business and Economic Statistics Section,*** 1985, 453-458.

2. "On the Berry-Esseen Bound of OLS Estimators When Errors are Autocorrelated", ***American Statistical Association, 1986 Proceedings of the Business and Economic Statistics Section,*** 1986, 572-576.

3. "Jackknife Tests for Heteroscedasticity in The General Model", ***American Statistical Association, 1986 Proceedings of the Business and Economic Statistics Section,*** 1986, 577-580. (with Carmelo Giaccotto).

4. "An Approximation to the Null Distribution and Power Properties of the Durbin-Watson and Generalized Durbin-Watson Statistics: Case of Non-Normal Errors", ***American Statistical Association, 1987 Proceedings of the Business and Economic Statistics Section,*** 1987, 339-342. (with M. M. Ali).

5. "Robustness to Non-Normality of the Durbin Watson Test for Autocorrelation", ***American Statistical Association, 1988 Proceedings of the Business and Economic Statistics Section,*** 1988, 487-490. (with M. M. Ali).

6. "Robustness to Non-Normality of Standard Regression Tests", ***American Statistical Association, 1989 Proceedings of the Business and Economic Statistics Section,*** 1989, 132-136. (with M.M. Ali)

PROJECT COMPLETION REPORTS:

"Analysis of Water Use Trends in the United States: 1950-1995", **Prepared for 1999 USGS National Competitive Grants Program, Grant No. 99HQGR0222, Sub-grant No. 00-312, United States Geological Survey, Reston, Virginia 20192,** February 2002, pp. 1-386 (joint with Ben Dziegielewski) and graduate students (Thomas J. Bik, Heru Margono and Xiaoying Yang).

"Predictive Models of Water Use: An Analytical Bibliography", **Prepared for 1999 USGS National Competitive Grants Program, Grant No. 99HQGR0222, Sub-grant No. 00-312, United States Geological Survey, Reston, Virginia 20192,** February 2002, pp. 1-40 (joint with Ben Dziegielewski) and graduate students (Thomas J. Bik, Heru Margono, Xiaoying Yang and Ronghai Sa).

"Efficiency and Productivity analysis of Illinois Coal Mines", **Prepared for Illinois Department of Commerce and Economic Opportunity's Office of Coal Development, and Illinois Clean Coal Institute,** August, 2005. pp. 1-40 (joint with Manoj K. Mohanty).

PROFESSIONAL AND SCHOLARLY ACTIVITIES:

ADJUNCT PROFESSORSHIP :

Recently, the School of Business at National Cheng Kung University (NCKU), Tainan, Taiwan; offered an adjunct professorship position to me. I have an invitation to visit them once or twice a year for collaborative research. I will be visiting them for a week in September 2007.

HOSTED MIDWEST ECONOMETRIC GROUP MEETINGS:

On October 14-15, 2005, I hosted the 15th Annual Meeting of the Midwest Econometric Group in Carbondale. I was solely responsible for initiating these meetings, selecting the dinner speaker, the number of sessions and the papers for each session; as well as all the other arrangements for the meetings.

LECTURES AT XIAMEN UNIVERSITY, CHINA:

In July 2005, I was invited to the School of Business at Xiamen University, Xiamen, Fujian, China. I gave six (3hours each) lectures on advanced topics in Econometrics to Ph.D. students in Business School.

CONSULTANT:

During 2005-2006, I helped Professor Nicholas Pinter of Department of Geology here at SIUC on an NSF (Hydrological Science Program) funded project " Multivariate Geospatial Analysis of Engineering and Flood Response, Mississippi River System, USA", on Statistical Analysis, especially building predictive models using panel data.

RESEARCH SCHOLAR SPONSORSHIP:

During 1999, Dr. Hiroshi Yamada, an Associate Professor at the Otaru University of Commerce, Japan, came to work with me for three months.

During 2007-2008, Dr. Ahmad Alsalem from King Saud University came to work with me while on sabbatical from his University. I co-chaired his Ph. D. dissertation.

WORK IN PROGRESS:

"On Estimating the Random Effects in One and Two Way Error Component Models", (with Anil Bera).

"Scale Variable Specification in a Money Demand Function for Malaysia," (with Jauhari Dahalan and Kevin Sylwester).

" The Effects of Dollarization on Turkish Inflation", (with Mriduchhanda Paul).

"Monetary Exchange Rate Model Revisited Evidence from the Pacific Rim Countries," (with Moh Pisal Zainal).

"Common Trends and Cycles in Southeast Asian Output," (with Mohd Pisal Zainal).

"An Investigation of Macroeconomic Shocks in the Pacific Rim Countries" (with Mohd Pisal Zainal).

"Technical Efficiency and Productivity Analysis in Indonesian Provincial Economies." (with Heru Margono).

"Cost Efficiency, Economies of Scale, Technological Progress and Productivity in Indonnesian Banks", (with Heru Margono).

"Efficiency Analysis of Public Education in Illinois", (with Paul D. Melvin).

"Is India's Economic Growth Sustainable? A Total Factor Productivity Growth Analysis",(with Paul Melvin) .

" Currency Substitution in Selected African Countries", (with Assande D.Adom and AKM Mahbub Morshed).

"Macroeconomic Interdependence and Integration in Africa", (with Assande D.Adom and AKM Mahbub Morshed)

"Foreign Exchange Risk Exposure and Intertemporal Hedging: Evidence from Asian Markets", (with Dilara Tas).

"Price Dynamics and Information Transmissions in the E-mini Futures Market", (with Sandip Dutta and Jim Musumeci).

"Price Dynamics in the Regular and E-mini Futures Markets", (with Sandip Dutta and Jim Musumeci).

"Round- the- Clock Trading in Equity Index Futures Markets", (with Sandip Dutta and Jim Musumeci).

PAPERS PRESENTED AT PROFESSIONAL MEETINGS:

1. "On the Consistency Property of OLS Variance Estimator When Errors Are Autocorrelated", **1985 Joint Statistical Meetings,** Las Vegas, August 1985.

2. "On the Berry-Esseen Bound of OLS Estimators When Errors are Autocorrelated", **1986 Joint Statistical Meetings,** Chicago, August 1986.

3. "Jackknife Tests for Heteroscedasticity in the General Linear Model", **1986 Joint Statistical Meetings,** Chicago, August 1986 (with Carmelo Giaccotto).

4. "The Effects of Detrending and Pre-Filtering on Granger Causality", **Southern Economic Association Meetings,** New Orleans, November 1986.

5. "A Time Series Model of the Demographic Transition", **Southern Economic Association Meetings,** New Orleans, November 1986 (with Michael P. Shields and Wai-Wah Cheung).

6. "An Approximation to the Null Distribution and Power Properties of the Durbin-Watson and Generalized Durbin-Watson Statistics: Case of Non-Normal Errors", **1987 Joint Statistical Meetings,** San Francisco, August 1987 (with M. M. Ali).

7. "On the Robustness of Money-Income Causality in Granger Sense", **Southern Economic Association Meetings,** Washington D. C., November 1987 (with Wai-Wah Cheung).

8. "Robustness to Non-Normality of the Durbin Watson Test for Autocorrelation", **1988 Joint Statistical Meetings,** New Orleans, August 1988 (with M. M. Ali).

9. "The Relation Between Money Supply and Inflation in the U. S.", **Southern Economic Association Meetings,** San Antonio, November 1988 (with D. Dhakal and P. B. Trescott).

10. "Monetary Interdependence Between U.S. and U.K. under Fixed and Flexible Exchange Rates", **Southern Economic Association Meetings,** November 1988 (with W. W. Cheung and P. B. Trescott).

11. "Causality in Purchasing Power Parities", **Midwest Finance Association Meetings,** Cincinnati, March 1989 (with Iqbal Mathur and Joyce Wong).

12. "Robustness to Non-Normality of Standard Regression Tests", **1989 Joint Statistical Meetings,** Washington D.C., August 1989 (with M. M. Ali).

13. "The Interest Rate Management and Sterilization Hypotheses for U.K.: Under Fixed Exchange Rates", **Southern Economic Association Meetings,** November 1989, Orlando, Florida (with Daniel Cheung and P. B. Trescott).

14. "The Determinant of Stock Prices: Does the Money Supply Cause the Stock Prices?", **Southern Economic Association Meetings,** November 1989, Orlando, Florida (with Dharmender Dhakal).

15. "The Relative Importance of Monetary and Fiscal Policy Actions in the Developing Countries: An Asian Perspective," **Midwest Economic Association Meetings,** March 1990, Chicago, Illinois. (with D. Dhakal).

16. "Exports and Economic Growth in Industrialized Countries", **Southern Economic Association Meetings,** November 1990, New Orleans (with Mary Norris and W.W. Cheung).

17. "Robustness to Non-Normality of Standard Regression Tests", **North American Winter Meetings of The Econometric Society,** December 1990, Washington D.C.(with M. M. Ali).

18. "Robustness to Non-Normality of the Durbin Watson Test for Autocorrelation", **Midwest Econometric Group Meetings,** September 1991, Univ. of Notre Dame (with M. M. Ali).

19. "Causality Between Export Growth and Economic Growth in Developing Countries: An Empirical Evidence", **Southern Economic Association Meetings,** November 1991, Nashville (with D. Dhakal).

20. "Robustness to Non-Normality of Regression F-Tests ", **Midwest Econometrics Group Meetings,** September 1993, University of Illinois (with M. M. Ali).

21. "Long-Term and Short-Term Relationships Between Exports and Economic Growth in Developing Countries", **Southern Economic Association Meetings,** November 1993, New Orleans.

22. "An Investigation of the Competitiveness of Trade Across Countries in the Fixed and Flexible Rate Periods", **American Economics Association Meetings",** January 1994, Boston.

23. "Flexible Functional Forms and the Substitutability Between Money and Near Monies", **Southern Economic Association Meetings,** November, 1994,Orlando (with Tammy Rapp).

24. "Industrialization: The Big Push and the Open Economy", **Southern Economic Association Meetings,** November, 1994, Orlando. (with Mukti Upadhyay).

25. "Estimating Production Uncertainty in Stochastic Frontier Production Function Models," **Midwest Econometric Group Meetings**, October 1995, Washington University, St. Louis (with Anil K. Bera).

26. "Currency Substituion and Exchange Rate Determination in the U. S.", **Southern Economic Association Meetings,** November, 1995, New Orleans (with Yijian He)

27. "Investigations into Common Features and Convergence among some European Countries", **Southern Economic Association Meetings,** Nov.,1995, New Orleans (with Julius Horvath)

28. "On the Efficiency of Exchange Rate Markets", **Southern Economic Association Meetings,** November, 1995, New Orleans (with Tammy Rapp).

29. "Exchange Rate Volatility and Its Effect on Trade Volume," **Midwest Economics Association Meetings**, March 1996, Chicago (with Tammy Rapp).

30. "An Investigation of the Competitiveness of Trade Across Countries in the Fixed and Flexible Rate Period", **Midwest Economic Association Meetings**, March 1996, Chicago.

31. "Estimating Production Uncertainty in Stochastic Frontier Production Function Models," **Biennial Georgia Productivity Workshop**, Nov. 1996, Athens, Georgia (with Anil Bera).

32. "Relationship Between Exchange Rate Volatility and Trade," **Southern Economic Association Meetings**, November 1996, Washington, D.C. (with Tammy Rapp).

33. "Estimating Production Uncertainty in Stochastic Frontier Production Function Models," **The 1996 India and Southest Asia Meeting of the Econometric Society**, Dec. 28-30, 1996, Delhi, India (with Anil K. Bera).

34. "An Investigation of the Short and Long Run Relationships Between Stock Returns and Inflation," **Midwest Economic Association Meetings**, March 1997, Kansas City (with Jim Zheng).

35. "The Substitutability Between Money and Near Monies: An Investigation Utilizing Swiss Monetary Aggregates," **Southern Economic Association Meetings**, November 1997, Atlanta (with Tammy Rapp).

36. "Macroeconomic Interdependence and Integration in the Indian Sub-continent," **Allied Social Science Association Meeting**, January 1998, Chicago (with Julius Horvath).

37. "Exchange Rate Market Efficiency: An Application of Common Features", **Academy of Economics and Finance**, February 1998, Montgomery, Alabama (with Tammy Rapp).

38. "Exchange Rate Market Efficiency Across Countries and Within Countries", **Southern Economic Association Meetings**, November 1998, Baltimore (with Tammy Rapp).

39. "Small Sample Properties of Existing and New Estimators of Rho and Regression Coefficients in the Context of AR(1) Errors," **Midwest Economic Association Meetings**, March 1999, Nashville, Tennessee (with Brian Coleman).

40. "The Elasticity of Substitution Between Domestic Monetary Assets and Foreign Currency in Asian Countries," **Midwest Economic Association Meetings**, March 1999, Nashville, Tennessee (with Santi Chaisrisawatsuk).

41. "Long Run Relationships and Cycles in ASEAN Stock Markets," **Midwest Economic Association Meetings**, March 1999, Nashville, Tennessee (with Praphan Wongbangpo).

42. "An Investigation of the Price Measures Controversy and Purchasing Power Parity, **Midwest Economic Association Meetings**, March 1999, Nashville, Tennessee (with Kay Strong).

43. "Economic Convergence in South East Asia," **Midwest Economic Association Meetings**, March 1999, Nashville, Tennessee (with Sasmito Wibowo)

44. "An Investigation of the Price Measures Controversy and PPP," **Southern Economic Association Meetings**, November 1999, New Orleans (with Kay Strong).

45. "Long Run Relationships and Cycles in ASEAN Stock Markets," **Southern Economic Association Meetings**, November 1999, New Orleans (with Praphan Wongbangpo).

46. "Underground Economy in Indonesia," **Southern Economic Association Meetings**, November 1999, New Orleans (with Sasmito Wibowo).

47. "Stock Price and Exchange Rate Dynamic Interactions: Evidence from ASEAN Countries," **Missouri Valley Economic Association Meetings**, February 2000, St. Louis (with Praphan Wongbangpo).

48. "An Analysis of Long and Short Run Purchasing Power Parity," **Missouri Valley Economic Association Meetings**, February 2000, St. Louis (with Kay Strong).

49. "Stock Market and Macroeconomic Fundamental Dynamic Integration: ASEAN Countries" **Midwest Economic Association Meetings**, April 2000, Chicago (with Praphan Wongbangpo).

50. "The Predictability of Value Premiums in International Markets," **Midwest Finance Association Meetings**, March 2001, Cleveland (with Qian Shen and Andrew Szakmary).

51. "Long Term Trends and Cycles in ASEAN Stock Markets," **The International Applied Business Research Conference**, March 2001, Cancun, Mexico (with Praphan Wongbangpo).

52. "Estimation of Random Components and Prediction in a One and Two Way Error Component Regression Model," **Midwest Econometric Group Meetings** October 2001, Kansas City (with Anil Bera).

53. "Testing for Seasonal Unit Roots in a Time Series," **Midwest Econometric Group**

Meetings, October 2001, Kansas City (with Petr Zemcik).

54. "Nearness of Near-monies and Monetary Policy in Switzerland," **Southern Economic Association Meetings**, November 2001, Tampa, Florida (with Abdur Chowdhury and Tammy Rapp Parker).
55. "The Effects of U.S. Monetary Intervention on Real Exchange Rates," **Missouri Valley Economic Association Meetings**, Memphis, March 2002 (with Kay Strong).

56. "Cointegration of Price Measures: Evidence from the G-7," **Midwest Economic Association Meetings**, Chicago, March 2002 (with Kay Strong).

57. "Momentum and Contrarian Strategies in International Markets: Further Evidence," **Midwest Economic Association Meetings**, Chicago, March 2002 (with Qian Shen and Andrew Szakmary).

58. "Price and Volume Momentum in Commodity Futures Markets," **Midwest Finance Association Meetings**, Chicago, March 2002 (with Qian Shen and Andrew Szakmary).

59. "Momentum and Contrarian Strategies in International Markets: Further Evidence," **Eastern Finance Association Meetings**, Baltimore, April 2002 (with Qian Shen and Andrew Szakmary).

60. "An Analysis of Long and Short-Run Purchasing Power Parity," **Southern Economic Association Meetings**, Nov. 2002, New Orleans (with Kay Strong).

61. "The Monetary Approach to the Exchange Rate: Rational Expectations and Long-Run Relationships for Pacific Basin Countries," **Southern Economic Association Meetings**, Nov. 2002, New Orleans (with Mohd Pisal Zainal).

62. "The Effect of U.S. and Japanese Interest Rate Volatility on Money Demand in ASEAN Countries," **Southern Economic Association Meetings**, Nov. 2002, New Orleans (with Jauhari Dahalan and Kevin Sylwester).

63. "Analysis of Sectoral Water Withdrawals in U.S.: 1950-1995," **IWRA Regional Symposium** "Water for Human Survival," Nov. 27-30, 2002, New Delhi, India (with Benedykt Dziegielewski).

64. "Monetary Exchange Rate Model Revisited Evidence from the Pacific Rim Countries," **International Conference on Business**, June 2003, Hawaii (with Mohammad Pisal Zainal).

65. "Common Trends and Cycles in Southeast Asian Output," **International Conference on Business**, June 2003, Hawaii (with Mohammad Pisal Zainal).

66. "Technical Efficiency and Total Factor Productivity Analysis Across U.S. States: 1977-

2000", **Midwest Econometric Group Meetings**, October 2003, University of Missouri, Columbia (with Kevin Sylwester and Heru Margono).

67. "The Monetary Approach to Exchange Rate: Testing for Long-Run Relationships, Linear Restrictions and Temporal Instability in the Pacific Rim Countries," **Missouri Valley Economic Conference**, February 2004, (with Mohd-Pisal Zainal).

68. "Scale Variable Specification for a Money Demand Function for Malaysia." **Midwest Economic Association Meetings**, Chicago, March 2004 (with Jauhari Dahalan and Kevin Sylwester).

69. "The Monetary Exchange Rate Model Revisited: Evidence from the Pacific Rim Countries" **Midwest Economic Association Meetings**, Chicago, March 2004 (with Mohd Zainal).

70. "Technical Efficiency and Productivity Analysis in Indonesian Provincial Economies." **Midwest Economic Association Meetings**, Chicago, March 2004 (with Heru Margono).

71. "Price Momentum and Trading Volume in Commodity Futures Markets", **Financial Management Association Meetings**, New Orleans, October 2004 (with Andrew Szakmary and Qian Shen).

72. "Determinants of Inflation Under Currency Substitution", **Midwest Economic Association Meetings,** Milwaukee, March 2005 (with Mriduchhanda Paul).

73. "Technical Efficiency Analysis in Illinois Coal Mining Sector," **International Symposium of the Application of Computers and Operations Research in the Mineral Industry (APCOM)**, April 2005, Tucson, Arizona (with A.R. Samal and M.K. Mohanty).

74. "Exchange Rate Momentum in International Stock Markets", **Financial Management Association Meetings**, Chicago, October 2005 (with Andrew Szakmary and Qian Shen).

75. "Models for Long-Term Forecasts of Public Supply Water Use", **IWRA Water International Meetings**, New Delhi, November 2005 (with Benedykt Dziegielewski and Heru Margono).

76. "Role of Currency Substitution in Determining Peruvian Inflation: A VAR Approach", **Midwest Economic Association Meetings,** Chicago, March 2006 (with Mriduchhanda Paul).

77. "Is India's Economic Growth Sustainable? A Total Factor Productivity Growth Analysis", **Southern Economic Association Meetings,** Charleston, South Carolina, Nov. 2006 (with Paul Melvin) .

78. " Currency Substitution in Selected African Countries", **Southern Economic Association Meetings,** Charleston, South Carolina, Nov. 2006 (with Assande D.Adom and

AKM Mahbub Morshed).

79. " Estimation of Random Components and Prediction in One- and Two -Way Error Component Regression Models", **South and South East Asia Econometric Society Meetings**, Chennai, India, December 18-20, 2006, (with Anil Bera).

80. "Is India's Economic Growth Sustainable? A Total Factor Productivity Growth Analysis", **Allied Social Science Association Meetings**, Chicago, January 2007 (with Paul Melvin).

81. "Macroeconomic Interdependence and Integration in Africa", **Midwest Economic Association Meetings,** Minneapolis, Minnesota, March 2007 (with Assande D.Adom and AKM Mahbub Morshed).

82. " Estimation of Random Components and Prediction in One- and Two -Way Error Component Regression Models", To be presented as an **Invited Paper at The 14th International Conference on Panel Data, The Wang Yanan Institute for Studies in Economics**, Xiamen University, Xiamen, China July 16-18, 2007 (with Anil Bera).

83. "An Investigation of Common Trends and Cycles in ASEAN Exchange Rates", To be presented at **Southern Economic Association Meetings**, New Orleans, Nov. 19-21, 2007 (with Puneet Vatsa).

84. "Foreign Exchange Risk Exposure: Evidence from Asian Markets", To be presented at **Southern Economic Association Meetings**, New Orleans, Nov. 19-21, 2007 (with Dilara Tas and Hungchih Li)

85. "Efficiency Analysis of Public Education in Illinois", To be presented at **Southern Economic Association Meetings**, New Orleans, Nov. 19-21, 2007 (with Paul D. Melvin).

Ph.D. DISSERTATIONS CHAIRED /CO-CHAIRED:

1. Daniel Wai-Wah Cheung .....Summer 1988 (co-chair)
   Monetary Interdependence and Transmission of Inflation Between U.S. and U.K.
   Currently: CEO of his own Company in Hong Kong

2. Dharmendra Dhakal .....Fall 1990 (co-chair).
   A Vector Autoregressive Analysis of Inflation in the United States
   Currently: Associate Professor, Department of Economics and Finance, Tennessee State University

3. Mas Siswobusono .....Summer 1991 (co-chair).
   The Terms of Trade, Income, and the Trade Balance: A Re-evaluation
   Currently: Directorate General of Budget, Ministry of Finance, Indonesia

4. Ahmad Saleh Alsalem .....**Management**....December 1993 (co-chair).
   Development and Testing of Fairness Conditions and Importance Weights to Measure the Decisional Efficiency of OPEC member Countries
   Currently: Associate Professor, College of Administrative Science, King Suad University, Saudi Arabia

5. Brian Coleman .....March 1995.
   Small Sample Inference in a Linear Regression Model when Errors follow an AR(1) Process
   Currently: At Allstate Insurance, Chicago, Illinois

6. Frank Arokiasamy .....October 1995 (co-chair).
   A Study of the International Integration of Financial Markets
   Currently: Business Manager, InterWorld Network International, Inc.

7. Yijian He .....December 1995.
   The Morishima Elasticity of Substitution for the Mutli-Output Profit Function, Currency Substitution and Exchange Rate Determination in the U.S.
   Currently: Bank of America

8. Julius Horvath ..... April 1996 (co-chair)
   Empirical Essays on Macroeconomic Interdependence Among Countries
   Currently: Chair, Department of Applied Economics, Academia Istropolitana Nova, Bratislava, Slovak Republic

9. Tammy Rapp Parker .....May 1996.
   Effects of Flexible Exchange Rates on Monetary Policy, Trade Volume and Exchange Rate Efficiency
   Currently: Professor of Economics, Department of Economics and Finance, Louisiana State University, Monore

10. Jinshan Zheng .....May 1996.
An Investigation of the Short and Long Run Relationships Between Stock Returns and Inflation
Currently: Vice President, Risk Management Division, Bank of America

11. Senee Suwandee .....October 1996 (co-chair).
The Link Between Agricultural Growth and Industrial Expansion During the Economic Transition in Asia

12. Teame Ghirmay .....March 1997 (co-chair).
Outward Orientation and Economic Growth in Less Developed Countries: An Empirical Investigation
Currently: Assistant Professor, Department of Accounting, Economics and Finance, Morehead State University, Kentucky.

13. Naiqun Wu .....April 1997 (co-chair).
Technical Efficiencies in Chinese Agricultural Production Before and After Reform

14. Prakash Mahat .....April 1997 (co-chair).
External Finance, Domestic Savings and Economic Growth in South Asia
Former Deputy Foreign Minister in Nepal

15. Soo Yean Chua .....April 1997.
Economic Interdependence and Cooperation in East Asia
Currently: Lecturer, School of Social Sciences, Universiti Sains Malaysia

16. Verughese Jacob .....August 1998 (co-chair).
Technical Production Efficiency in the Presence of Public Capital: The Case of OECD.
Currently: Senior Associate, D.J. Miller & Associates, Georgia

17. Santi Chaisrisawatsuk .....October 1999.
Currency Substitution in Asia
Currently: Lecturer, National Institute of Development Administration, Bangkok.

18. Kay Elaine Strong .....December 1999.
A 'Real' Analysis of Purchasing Power Parity
Currently: Associate Professor, Bowling Green State University – Firelands

19. Praphan Wongbangpo .....April 2000.
Dynamic Analysis on ASEAN Stock Markets

20. Orawan Ratanapakorn .....April 2000.
The US Stock Market: The Impacts of Internal and External Macroeconomic Variables
Currently: Faculty of Economics, Thammasat University, Bangkok.

21. Sasmito Wibowo .....April 2001.
Growth Convergence in Southeast Asia and Underground Economy in Indonesia
Currently: Division Head, Consumer and Price Statistics, BPS, Indonesia

22. Qian Shen .....October 2002 (co-chair).
Momentum and Contrarian Strategies in Financial Markets
Currently: Assistant Professor, Department of Economics, Finance & OSM, School of Business – Alabama A&M University, Normal, Alabama

23. Jauhari Dahalan .....July 2003 (co-chair).
Divisia Indexes and Money Demand Function in Malaysia
Currently: Heads of Department at the School of Economics, Universiti Utara Malaysia

24. Heru Margono .....November 2004.
On the Efficiency and Productivity Analysis of Indonesian Firms, Banks and Provincial Economics

25. Mohd Pisal Zainal .....February 2005.
Essays on the Long and Short-Run Dynamics of Macro Variables in the Pacific Rim Countries
Currently: Assistant Professor, International Center for Education in Islamic Finance, Kuala Lumpur.

26. Mriduchhanda Paul .....May 2005 (co-chair).
International Transmission of Monetary Policies: The Role of Foreign Investment and Currency Substitution

27. Marcus Parks .....July 2006 (co-chair).
Managerial Decisions and the Choice of one Time Cash Disbursements: Self Tendered offers vs. Specially Designated Dividends

28. Assande Adom ..... Spring 2007 (co-chair).
Currency Substitution, Macroeconomic Interdependence and Real Exchange Rate Fluctuations in Selected African Countries
Visiting Assistant Professor of Economics, Millersville University, PA

29. James Millar .....June 2007 (co-chair).
An Investigation into the Effects of the Sarbanes-Oxley Act on Firm and Market Variables

30. Sandip Dutta .....June 2007(co-chair).
Essays on the Microstructure of Equity Index Futures Market
Visiting Assistant Professor of Finance, Department of Economics and Finance Southern Connecticut State University, CO

Ph.D. DISSERTATIONS CURRENTLY CHAIRING:

1. Dilara Tas
2. Paul Melvin
3. Usama Al-Qalawi
4. Puneet Vatsa

SERVED ON Ph.D. COMMITTEES (Other than Chaired/Co-chaired):

1. Gale Boyd	(Summer 1984)	2. Bill Weber	(Summer 1986)
3. Aly Hassan	(Fall 1986)	4. Seyed Mehdian	(Spring 1987)
5. John Dryllis	(Spring 1987)	6. Widharto	(Spring 1987)
7. H. Fukuyama	(Fall 1987)	8. Pierre Tonye	(Spring 1989)
9. Rasoul Rezvanian	(Summer 1989)	10. Hung-Chih Li	(Fall 1991-Finance)
11. Anusorn Sornpohm	(Fall 1991)	12. Cheng Sim Chew	(Summer 1992)
13. Seong Hoon Hu	(Sp. 1993-Finance)	14. Godwin Okafor	(Sum. 93, Pol.Sc.)
15. Hamid Assar	(Summer 1993)	16. Minho Kim	(Sp. 1994-Finance)
17. Ihab Barghothi	(Summer 1994)	18. Wei Hong	(Spring 1995)
19. David Culp	(Fall 1995)	20. JinKyong Kim	(Fall 1995-Finance)
21. Doh Joon Bhak	(Spring 1996)	22. Alan Paredes	(Sp.96-Geography)

23. Funeng Wu (Sp. 1997-Mathematics)
24. Gary M. Van Zandt (Sp. 1998-Management)
25. Manohar Singh (Summer 1998-Finance)
26. Monica Chan (Fall 1998)
27. David Schultz (Spring 2001-Management)
28. Joe Harder (Spring 2001-Management)
29. Amani Bouresli (Fall 2001-Finance)
30. Chiqun Guo (Fall 2001-Marketing)
31. Sharmistha Self (Fall 2001)
32. James Self (Spring 2002)
33. Sameh Sakr (Fall 2002-Finance)
34. Pornsit Jiraporn (Summer 2002-Finance)
35. Micki Hyde (Fall 2002-Management)
36. Bio Xie (Spring 2003-Finance)
37. Mahmoud Almanassra (Summer 2003-Mathematics)
38. Young Sang Kim (Summer 2003-Finance)
39. Nirina Ralijohn (Spring 2004-Finance)
40. Xiaoying Yang (Spring 2004-Geography)
41. Shenghui Tong (Summer 2004-Finance)
42. Yixi Ning (Summer 2004-Finance)
43. Jamie McNutt (Summer 2004-Finance)
44. Ke Zhong (Summer 2005-Accounting)
45. Ahmad Sakr (Fall 2005-Finance)
46. Wanrapee Banchuenvijit (Spring 2006- Finance)
47. Mahmoud Abdelbaky (Summer 2006)
48. Jing Chang (Summer 2006 -Mathematics)
49. Imad Samarah (Fall 2006-Management)
50. Yuexing Lan (Summer 2007)
51. Farrokh KAhnamoui (Fall 2007)
52. Qian Xie (Finance)
53. Amit Patwardhan (Mining Engineering)
54. Mussie Teclezion (Finance)

M. S. RESEARCH PAPER CHAIRING:

Maria Samqui

M. S. RESEARCH PAPERS CHAIRED:

1. Daniel Cheung
2. Md. Ib. Masrukin (Statistics)
3. Ratha Ramoo
4. Siriboon Siriwattanaul
5. Joyce Wong
6. Brian Coleman
7. Chee Fah Lim
8. Tammy Rapp
9. Soo Yean Chua
10. Spyros Zarkos
11. Daniel Giedman
12. Yaya Sissoko
13. Alan Meltzer
14. Arijit Dutta
15. Assande Adom

M.S. COMMITTEES SERVED :: 23 (from 1983 to 1992)

RESEARCH GRANTS RECEIVED:

Office of Research Development and Administration (ORDA) at SIUC.

1. 1988-1989: Research Assist. 50% of Time for 9 months, **from ORDA at SIUC.** "An Approximation to the Null Distribution of the Durbin Watson and Generalized Durbin Watson Statistics and its Robustness to Non-normality of Errors", (with M. M. Ali).

2. 1988-1989: Research Assist. 50% of Time for one semester, **from ORDA at SIUC.** "Causes of Declining Economic Growth in Some Industrialized Countries",(with Mary Norris).

3. 1988-1989: Research Assist. 50% of Time for one semester, **from ORDA at SIUC.** "Causes of the Great Depression, 1929-1933: A VAR Approach", (with Paul B. Trescott).

4. 1988-1989: Research Assist. 25% of Time for one semester, **from ORDA at SIUC.** "The Relationship Between Trade and Development: Cases of Japan and Taiwan", (with Rick Grabowski).

5. 1989-1990: Extended Sabbatical: for one and one-half month, **from ORDA at SIUC.** "On the Robustness of R-Square and Alternative Measures of Goodness of Fit", (with Anil Bera).

6. 1991-1992: Faculty Summer Research Fellowship, **from ORDA at SIUC**, one month: Summer 1992. "Testing for Causality and Co-integration Between Export Growth and Economic Growth in Developing Countries", (with D. Dhakal).

7. 1995-1996: Faculty Summer Research Fellowship, **from ORDA at SIUC**, one month: Summer 1996. "Flexible Functional Forms and the Substitutability Between Money and Near Monies".

8. August 1999: **from USGS Water Resources Research; $150,000.** Analysis of Water Use Trends in United States 1950-1995 (with Ben Dziegielewski).

9. Fall 2000: **Faculty Research/Creative Grant Program ORDA at SIUC**. "Estimating Efficiency and Risk of US Commercial Banks: Using Stochastic Frontier Panel Models". One month Summer salary for me and a graduate research assist. 50% of Time for one semester.

10. 2002-2003: **Undergraduate Assistantship Program, SIUC**, 37.5% time for two semesters, i.e., $600 per month.

11. April 2004: **from Illinois Department of Commerce and Economic Opportunity's Office of Coal Development Through Illinois Clean Coal Institute (ICCI); $108,359.** "Efficiency and Productivity Analysis of Illinois Coal Mines," (with Manoj Mohanty).

RESEARCH GRANTS SUBMITTED:

1. 1989-1990: Research Assist. 50% of Time for one semester, **to ORDA at SIUC.**
   "On the Robustness of R-Square and Alternative Measures of Goodness of Fit",
   (with Anil Bera).

2. 1990-1991: Research Assist. 50% of Time for one semester, **to ORDA at SIUC.**
   "New Jackknife Tests for Grouped Heteroscedasticity",

3. 1990-1991: Faculty Summer Research Fellowship, **to ORDA at SIUC.**
   "Robustness to Non-Normality of Standard Regression Tests",

4. 1991-1992: Research Assist. 50% of Time for 9 months, **to ORDA at SIUC.**
   "An Investigation of the Factors Contributing to the Increasing U.S. Trade Deficit: Using Multivariate Co-integration and Error Correction Mechanism".

5. 1991-1992: **to National Science Foundation ($71,573).**
   "Robustness of R-Square and Alternative Measures of Goodness of Fit", (with Anil Bera).

6. 1991-1992: **to the Center for International Business Education and Research.**
   "An Investigation of International Competitiveness of U. S. Goods: Using Multivariate Co-Integration and Error Correction Mechanism".

7. 1991-1992: **to AWWA Research Foundation ($60,971).**
   "Analysis and Empirical Verification of Systematic Forces Affecting long Term Changes of Urban Water Use", (with Ben Dziegielewski).

8. 1992-1993: **to AWWA Research Foundation ($58,554).**
   "Analysis and Empirical Verification of Systematic Forces Affecting long Term Changes of Urban Water Use", (with Ben Dziegielewski).

9. 1994-1995: Extended Sabbatical for one and one-half month **to ORDA at SIUC**
   Two projects.

10. Spring 1996: **To National Science Foundation ($104,978).**
    An Approach to Modeling Multi-Country, Multi-Criterion Decisions: OPEC As a Demonstration and Test Setting", (with Marvin Troutt).

11. Spring 1999: **To USGS Water Resources Research ($174,959).**
    Development of Multiscale Disaggregate Models for Estimating and Forecasting Water Use (with Ben Dziegielewski).

12. August 1999: **To USAID ($532,812).**
    The Analysis of Macroeconomic, External and Domestic Trade Policies, and of Other Economic Constituents to Stimulate Economic Growth (with Dr. Komet Mangiri, the

Executive Director, Center for Statistical Services, Jakarta, Indonesia).

13. Fall 1999: **Faculty Summer Research Fellowship from ORDA at SIUC.**
"Elasticities of Currency Substitution in the U.S."

14. September 2000: **To USAID ($751,555)**
"Improving Leading Economic Indicators for Better Economic Policies and Growth". This is a joint project with Ms. Kusmadi Saleh, Director General, Statistics-Indonesia, to help Indonesian government to develop state-of-the-art leading indicators
(with Co-PI from SIUC Dr. Scott Gilbert.)

15. Spring 2001: **To USGS Water Resources Research ($182,800).**
"Landused Based Structural Models of Water Use at a High Spatial Resolution".(with Ben Dziegielewski and Raja Sengupta).

16. Spring 2004: **To Illinois Clean Coal Institute ($108,359).**
"Efficiency and Productivity Analysis of Illinois Coal Mines". (with Manoj K. Mohanty).

17. Spring 2005: **To Illinois Clean Coal Institute ($138,002).**
"Cost Efficiency and Competitiveness of Illinois Coal Mines".

18. Spring 2005: **To Illinois Clean Coal Institute ($24,999).**
"Illinois Coal Mines Statistics".

19. Fall 2005: **Faculty Summer Research Fellowship from ORDA at SIUC.**
"Cost Efficiency of Illinois Coal Mines"

20. Fall 2005: **Interdisciplinary Research Seed Grant from ORDA at SIUC.**
"Empirical Hydrology and Floof Magnification: the Lower Mississippi River",
(with Nicholas Pinter)

21. Spring 2006: **To Illinois Clean Coal Institute ($69,145).**
"How cost efficient are Illinois Coal Mines"

22. Spring 2006: **To Illinois Clean Coal Institute ($39,308).**
"Underestimation of Environmental Costs of Western Coal: Impact on Illinois",
(with Basharat Pitafi)

23. Spring 2006: **To Illinois Clean Coal Institute ($39,089).**
" Factors Contributing to Injuries in Illinois Underground Mines",
(with Lyubov A. Kurkalova)

24. Fall 2006: **To National Oceanographic and Atmospheric Administration /National Weather Service ($250,000).**

"Intra-annual variations in flood stages: Identification of causal mechanisms and corrections for flood-forecast models", (with Nicholas Pinter)

SERVICE:

To University:

Member: Chancellor's Planning and Budget Council (1999-2001)
Reviewer: Special Research and Summer Research Fellowship Applications(1999-2000)
Chair: Internal Review Team for reviewing the DBA program in COBA (1997-1998)
Member: Graduate Dean's Fellowship Panel: Spring 1996, Spring 1997, Spring 1998
Member: Internal Review team for reviewing the Department of Finance (1987-1988)
Faculty Advisor: Indian Students Association (1990-1991)(1997-1998)
Department Coordinator of SIU-C Combined Campaign (1990-1992)

To College of Liberal Arts (COLA):

Co-Chair: Dean Search Committee (2006-2007)
Member: Promotion and Tenure Committee, Dept. of Black Am. Studies Fall 2005
Member: Promotion Committee, Department of Geography Fall 1999
Chair: Promotion and Tenure Committee of COLA Fall 1996
Member: Promotion and Tenure Committee of COLA Fall 1995, Fall 2000, Fall 2001
Member: Best Teacher Award Selection Committee for COLA Spring 1995
Member: Dissertation Research Award Selection Committee Spring 1995
Member: COLA Associate Dean Search Committee Fall 1994
Member: Grievance panel Summer 1993
College of Liberal Arts Council Member (1985-1987)(1993-1995)
Academic Policy Committee (1985-1986)(1993-1994)
Teaching and Learning Committee (1994-1995)

Grievance Committee (1986-1987)

To Department:

Director of Graduate Studies & Chair Graduate Studies Committee (Spring 2003)(2003-2008)
Director of Undergraduate Studies (1997-1998)(1999-2002)
Chair, Financial Awards Screening Committee (Spring 2003)(2003-2008)
Chair, Computer Advisory Committee (2001-2006)
Graduate Students Placement Officer (1996-1999, Spring 2003)(2003-2008)
Faculty Salary and Personnel Comm. (1987-1990)(1991-1995)(1999-2001)(2003-2004)
Faculty Recruitment Committee (1985-1987)(1989-1990)(1993-1994)(1997-1999)(1999-2000)(2003-2004)
Graduate Studies Committee (1987-1992)(1994-1995)(1996-1998)
Career Advisor for Undergraduate Students (1999-2002)
Coordinator of Core Curriculum Courses (1999-2002)
Vandeveer Chair Recruitment Committee (1998-1999)(1999-2002)

Financial Awards Screening Committee	(1984-1987)(1996-1998)
Computer Advisory Committee	(1984-1991)(1993-1994)(2000-2003)
Coordinator for Teaching of Statistics	(1984-1991)
Undergraduate Studies Committee	(1990-1992)(1993-1995)(1997-1999)
Seminar Coordinator	(1990-1992)
Department Operating Paper Ad-Hoc Committee	(1990-1991)
Econometric Sub-Committee	(1990-1991)
Representative to COBA for Business Economics Ad-Hoc	(1992-1993)
Academic Awards Committee	(1993-1995)
Chair: Grievance Committee	(Fall 2003)

Grievance: Mr. Nasr El-Bahnasawy (Graduate Student) vs. Professors: Alison Watts, Daniel Primont and Thomas Mitchell (Microeconomics Qualifying Exam)

Member: Grievance Committee (Fall 1995)

Grievance: 1. Mr. Matt Astel (Graduate Student) vs. Professors: Francisco Cribari-Neto, Selahattin Dibooglu, Mark Jensen, Gurcharan Laumas and Paul B. Trescott (Macroeconomics Qualifying Exam)

Grievance: 2. Mr. Matt Astel vs. Professor Selahattin Dibooglu and Thomas Mitchell (International Economics Field Exam)

Grievance: 3.Mr. Siddig M. Fageir (Graduate Student) vs. Professors Francisco Cribari-Neto, Mark Jensen and Gurcharan Laumas (Macroeconomics Qualifying Exam)

PROFESSIONAL AFFILIATIONS:

1. Life member : Indian Econometric Society
   : Forum For Interdisciplinary Mathematics
2. Executive council member .....(Jan. 1991 - Dec.1993)
   Forum For Interdisciplinary Mathematics .
   Since 1975, a major activity of the Forum has been the publication of ***Journal of Combinatorics Information and System Sciences.***
3. Member : American Statistical Association (1978-1991)
4. Member : Econometric Society (1980-1988)

PROFESSIONAL SERVICE:

I regularly review manuscripts for a variety of journals. Some of the journals I have refereed for are:

Journal of Econometrics; Journal of Business and Economics Statistics; Econometric Reviews; Journal of Nonparametric Statistics; Communications in Statistics - Theory and Methods; Communications in Statistics - Simulation and Computation; Canadian Journal of Statistics; Journal of Statistical Inference and Planning; Journal of Indian Statistical Association; Journal of Applied Econometrics; Decision Sciences; Psychometrika; Journal of Productivity Analysis; Journal of Asian Economics, Journal of Economics and Business; Journal of Development Economics; Journal of Macroeconomics; Applied Economics; Applied Financial Economics; Journal of Quantitative Economics; Journal of Applied Econometrics; Social Development Issues; Journal of Developing Areas, Journal of Forest Economics; The Energy Journal; Journal of International Financial Markets Institutions and Money; Zeitschrift für Nationalökonomie; Empirical Economics; Review of Development Economics; International Review of Economics and Finance; International Journal of Applied Economics; Journal of Banking and Finance;

Journal of International Trade and Economics Development; Water International; Journal of International Money and Finance; International Journal of Industrial Organization; Manchester School; Review of Financial Economics; Journal of Comparative Economics; Contemporary Policy Issues, World Development, Journal of Economic Studies, Journal of Asia Pacific Economy

Outside reviewer for a promotion to Full Professor: University of Mississippi (Fall 1999)
Outside reviewer for a promotion to Full Professor: Colorado State University (Fall 2000)

B. A. PITAFI

Basharat A. Pitafi
Department of Economics
Southern Illinois
University Carbondale IL
62901

PROFESSIONAL AFFILIATION AND CONTACT INFORMATION Present University Department:
Economics Office Address: Faner 4144, E-mail: pitafi@siu.edu

EDUCATION

M.A. (Economics), University of Hawaii, 1999
Ph.D. (Economics), University of Hawaii, 2004

PROFESSIONAL EXPERIENCE

Research:

8/05-present Assistant Professor, Department of Economics, Southern Illinois University, Carbondale

9/04-7/05 USDA/University of Hawaii Post-Doctorate Fellow. Research on optimal integrated prevention and control of invasive species.

3/03-8/04 NOAA/Sea Grant Trainee. Research on nearshore resource damage due to runoff from degraded watersheds.

Teaching:

8/05-present Assistant Professor, Department of Economics, Southern Illinois University Carbondale

2002–2004 Adjunct Faculty, Department of Business Administration, Hawaii Pacific University

2000–2003 Lecturer, Department of Economics, University of Hawaii

RESEARCH AND CREATIVE ACTIVITY

Papers and Presentations at Professional Meetings:

"Some Resource Economics of Invasive Species," American Economics Association annual meeting, Chicago, IL, January 5-7, 2007.

"Protecting watersheds from invasive species using integrated prevention and removal," Western Economic Association International meeting, Seattle, WA, June 29-July 3, 2007

"Value of watershed conservation versus groundwater management in Hawaii," Western Economic Association International meeting, Seattle, WA, June 29-July 3, 2007.

"Integrated Management of Multiple Aquifers with Subsurface Flows and Inter-District Water Transport," American Agricultural Economics Association annual meeting, Long Beach, CA, July 23-26, 2006.

"Integrated Prevention and Control of Invasive Species," American Agricultural Economics Association annual meeting, Long Beach, CA, July 23-26, 2006.

B. A. PITAFI

"When Backstop Becomes a Frontstop: Managing Groundwater Aquifers with Low Cost Alternate Water Sources," Western Economic Association International annual meeting, San Diego, CA, June 29-July 3, 2006.

"Integrated management of multiple aquifers with subsurface flows and inter-district water transport," Western Economic Association International annual meeting, San Diego, CA, June 29-July 3, 2006.

"Watershed Conservation and Groundwater Management Reforms," Northeastern Agricultural and Resource Economics Association annual meeting, Mystic, CT, June 11 – 14, 2006.

"The Resource Economics of Invasive Species," Western Economic Association International annual meeting, San Francisco, CA, July 4-8, 2005.

"Management of Renewable Resources Providing Stock externalities to other Resource Stocks," Western Economic Association International annual meeting, San Francisco, CA, July 4-8, 2005.

"Pareto-Improving Water Management over Space and Time," American Water Resources Association Specialty Conference, Honolulu, HI, June 26-29, 2005.

"Sequencing Watershed Conservation and Groundwater Management Reforms," American Water Resources Association specialty conference, Honolulu, HI, June 26-29, 2005.

"Resource Economics of Invasive Species," Northeastern Agricultural and Resource Economics Association/USDA Workshop, Annapolis, MD, June 14–15, 2005

"Pareto-Improving Water Management over Space and Time," American Agricultural Economics Association annual meeting, Denver, Colorado, August 1-4, 2004.

"Watershed Conservation and Efficient Groundwater Pricing," American Agricultural Economics Association annual meeting, Denver, Colorado, August 1-4, 2004.

"Watershed Conservation or Efficient Groundwater Pricing? Optimal Policy Sequencing in Pearl Harbor," Universities Council on Water Resources Workshop, Portland, Oregon, July 20-22, 2004.

"Efficient Groundwater Pricing, Intergenerational Welfare, and Inter-District Exchange," Universities Council on Water Resources Workshop, Portland, Oregon, July 20-22, 2004.

"Pareto-Improving Water Management: Space, Time and Watershed Conservation," Association of Environmental and Resource Economists, Summer Workshop, Estes Park, Colorado, June 13-15, 2004.

"Efficient Groundwater Pricing and Intergenerational Welfare: the Honolulu case," Western Regional Science Association annual meeting, Maui, Hawaii, February 25 - 28, 2004.

"Second-Best Emission Taxes with Flexible Abatement," Canadian Resource and Environmental Economists annual meeting, Victoria, British Columbia, Canada, October 4-5, 2003.

B. A. PITAFI

"Efficient water allocation and pricing with win-win conservation surcharges: the central

Oahu corridor," American Agricultural Economics Association annual meeting, Montreal, Canada, July 27-30, 2003.

"Second-best Environmental Taxation: a Generalization," American Agricultural Economics Association annual meeting, Long Beach, California, July 28-31, 2002.

"Benefits of Upland Conservation for Lowland Environmental Resources," Hawaii Conservation Conference, Honolulu, Hawaii, July 18-19, 2002.

"Optimal Green Taxation with Both Emission and Commodity Taxes," 2nd World Congress of Environmental and Resource Economists, Monterey, California, June 24-27, 2002.

"Second-best Environmental Taxation: An Optimal Tax Approach," Microeconomics Workshop, Department of Economics, University of Hawaii at Manoa, Honolulu, HI, November 2001.

Research Grants:

"Efficient water allocation and pricing with win-win conservation surcharges: the central Oahu corridor." United States Geological Survey (USGS), Mar. 2002 - Feb. 2004. (PI: J. Roumasset)

"Mitigating runoff from forests as part of an integrated strategy for nearshore (and groundwater) resource conservation." National Oceanic and Atmospheric Administration (NOAA), Mar. 2003 - Feb. 2005. (PI: J. Roumasset)

"Integrating prevention and control of invasive species: lessons from Hawaii." United States Department of Agriculture (USDA), Oct. 2003 - Sep. 2006. (PI: J. Roumasset)

"Integrated management of multiple aquifers with subsurface flows and inter-district water transport." United States Geological Survey (USGS), Mar. 2005 - Feb. 2006. (PI: J. Roumasset)

"Coastal Groundwater Management in the Presence of Positive Stock Externalities." United States Geological Survey (USGS), Mar. 2005 - Feb. 2008. (PI: T. Duarte)

"An Analysis of the Economic Impact of the Coal Mining Industry in Southern Illinois," Funding to purchase IMPAN impact analysis software, Coal Research Center, 2007. (w/ S. Sharma.)

Publications and Creative Works:

"The Economic Value of Watershed Conservation," A. Fares and A. E. Kadi, eds., Land Management Impacts on Coastal Watershed Hydrology. WIT Press, Southampton, U.K. 2007. (w/ B. Kaiser and J. Roumasset)

"Evaluating Interdependent Watershed Conservation and Ground Water Management Reforms," Journal of the American Water Resources Association, 42(6): 1441-1450, 2006. (w/ J. Roumasset)

"Prevention, eradication, and containment of invasive species: Illustrations from Hawaii." Agricultural and Resource Economics Review 35(1): 63-77. 2006. (w/

K. Burnett and B. Kaiser.)

"Mitigating Runoff as Part of an Integrated Strategy for Nearshore Resource B. A. PITAFI Conservation," National Oceanic and Atmospheric Administration Sea Grant Report NA16RG2254, 2005.

"Sequencing Watershed Conservation and Groundwater Management Reforms," Proceedings of the American Water Resources Association Specialty Conference, June 26-29, 2005. (w/ J. Roumasset)

"Integrated Water Management Policies for Oahu," WRRC Bulletin, Spring 2005.

"Green Equals Watershed Value," Ka Pili Kai, Fall 2004.

"Watershed Conservation or Efficient Groundwater Pricing? Optimal Policy Sequencing in Pearl Harbor," Proceedings of the Universities Council on Water Resources Workshop, Portland, Oregon, July 20-22, 2004. (w/ J. Roumasset)

"Efficient Groundwater Pricing, Intergenerational Welfare, and Inter-District Exchange," Proceedings of the Universities Council on Water Resources Workshop, Portland, Oregon, July 20-22, 2004. (w/ J. Roumasset)

"Elasticity of Fuel Consumption: An Econometric Study," Empirical Economics Letters 3(4): 181-93, 2004.

PROFESSIONAL SERVICE

Membership in Professional Associations: American Economic Association American Agricultural Economic Association American Water Resources Association Association of Environmental and Resource Economists Northeastern Agricultural and Resource Economics Association Western Economic Association International Western Regional Science Association

Consultantships:

Assessment of the Asian Development Bank's role in poverty alleviation in Bangladesh (with Dr. Seiji Naya, former chief economist, Asian Development Bank)

Groundwater management reforms in Hawaii (with Prof. Jim Roumasset, University of Hawaii)

Evaluation of Manuscripts for Journals and Book Publishers and of Grant Proposals for Agencies: American Journal of Agricultural Economics Energy Economics Journal of Agricultural Economics Journal of American Water Resources Association National Institutes of Water Resources (NIWR) United States Geological Survey (USGS) Water Resources Research Water International

Service at Professional Meetings:

Discussant, Conference Session "Water Resource Management," Western Regional Science Association Annual meeting, February 25–28, 2004, Maui, HI.

Chair, Conference Session "Resource Economics,"American Agricultural Economics Association annual meeting, Denver, CO, August 1-4, 2004.

Chair, Conference Session "Public Policy,"American Agricultural Economics Association annual meeting, Denver, CO, August 1-4, 2004.

Organizer and Chair, Conference Session "The Resource Economics of Invasive Species," Western Economic Association International annual meeting, San Francisco, CA, July 2005.

Organizer and Chair, Conference Session "Water Resource Economics," Western Economic Association International annual meeting, San Diego, CA, June 29July 3, 2006.

Chair and Discussant, Conference Session "Empirical Advances in Environmental Economics," Western Economic Association International annual meeting, San Diego, CA, June 29-July 3, 2006.

Moderator, Conference Session "Issues in Environmental Policy," American Agricultural Economics Association annual meeting, Long Beach, CA, July 2326, 2006.

Discussant, Conference Session "The Economics of Natural Resources and the Environment," American Economics Association annual meeting, Chicago, IL, January 5-7, 2007.

Organizer and Chair, Conference Session "Water Management," Western Economic Association International annual meeting, Seattle, WA, June 29-July 3, 2007.