


**Study of the Public  
Safety Employee Benefits  
Act Pursuant to  
P.A. 98-0561**



**Commission on Government  
Forecasting and Accountability**

**December 2024**

*Commission on Government  
Forecasting and Accountability*

**COMMISSION CO-CHAIRS**

Senator David Koehler  
Representative C.D. Davidsmeyer

***SENATE***

Omar Aquino  
Donald DeWitte  
Elgie Sims  
Win Stoller  
Dave Syverson

***HOUSE***

Sonya Harper  
Elizabeth Hernandez  
Martin McLaughlin  
Anna Moeller  
Joe Sosnowski

---

**EXECUTIVE DIRECTOR**

Clayton Klenke

**DEPUTY DIRECTOR**

Laurie Eby

**PENSION MANAGER**

Daniel Hankiewicz

**AUTHORS OF REPORT**

Anthony Bolton      Zach Hollinshead

**EXECUTIVE SECRETARY**

Briana Stafford

---

# TABLE OF CONTENTS

## **A Study of the Public Safety Employees Benefits Act Pursuant to P.A. 98-0561 (PSEBA)**

**December 2024**

	<u>PAGE</u>
Executive Summary	1
Methodology	2
PSEBA Recipient Form Responses	4
Municipalities and PSEBA	9
City of Chicago and Conclusion	20
<u>TABLES:</u>	
1 15 Largest Annual Premiums	15
2 Largest Cumulative PSEBA Premiums	15
3 Municipal Breakdown (Addison – Effingham)	16
4 Municipal Breakdown (Elgin – Metropolis)	17
5 Municipal Breakdown (Minooka FPD – St. Charles)	18
6 Municipal Breakdown (Sterling –Zion)	19
<u>CHARTS:</u>	
1 Birthdates of PSEBA Recipients	4
2 Age Distribution of PSEBA Recipients	5
3 Most Common Areas of Injury	6
4 Insurance Available to PSEBA Recipients	7
5 Participants’ Use of Alternate Insurance Options	8
6 Total PSEBA Premiums	10
7 Overview of Municipalities with PSEBA Recipients	11
8 Distribution of PSEBA Municipalities’ Premium Payments	12
9 PSEBA Recipients: Headcount and Average Premium	13
10 PSEBA Recipients Premiums’ Dispersion	14
<u>APPENDIX:</u>	
I. PSEBA Case Law Summary	22
II. Public Act 90-0535: HB 1347, Enrolled	25
III. Public Act 98-0561: SB 1245, Enrolled	27
IV. Public Act 99-0239: HB 2916, Enrolled	32
V. PSEBA Recipient Reporting Form	37
VI. Employer Subject to PSEBA Reporting Form	40



## Executive Summary

The Public Safety Employee Benefits Act (hereinafter referred to as “PSEBA”) was enacted by Public Act 90-0535 in 1997. The PSEBA statute grants special health insurance to public safety employees who are catastrophically injured in the line of duty.<sup>1</sup> Once awarded, the recipient, his or her spouse, and their dependent children receive health insurance, the premium of which is paid for by the employing municipality as provided for in the Act.

The PSEBA Reporting Act, enacted by Public Act 98-0561, tasks the Commission on Government Forecasting and Accountability (CGFA) with analyzing the application of PSEBA throughout Illinois. Specifically, CGFA is charged with analyzing the characteristics of the individuals and municipalities/counties participating in the Act. In addition, CGFA has been tasked with analyzing the health insurance monetary expenditures involved in the administration of this program on the part of the municipalities/counties participating in the Act. The PSEBA report was first composed in 2014, and reported on 456 individuals across 126 municipalities participating in PSEBA. Ten years later, the 2024 report provides details about 518 individuals across 151 municipalities. For the 2024 PSEBA report, the city of Chicago has continued to not submit information to CGFA regarding PSEBA-specific expenditures and recipients, though due to the nature of Chicago as a self-insured entity, its ability to be analyzed along with the other participating municipalities is limited. The unique situation with the city of Chicago is discussed later in this report.

Year <sup>2</sup>	Participating Municipalities	Recipients Surveyed
2014	126	456
2016	132	506
2018	129	634
2020	125	623
2022	134	625
2024	151	518

CGFA’s analysis of the data will consist of two main components. The first section of this report will summarize the results of the surveys received from individual PSEBA participants and their municipalities. This section will detail how CGFA acquired the data. The second section of this report will analyze the individual and municipal data in the aggregate and discuss the allocation of money in regard to health insurance provided by PSEBA.

It is necessary to note that these reports are a “snapshot” of the entirety of PSEBA in Illinois and are contingent on all municipalities reporting their data and all recipient data in a timely

---

<sup>1</sup> Public safety employees are defined as Peace Officers, Firefighters, Emergency Medical Technicians, Paramedics, and Correctional Officers. A “catastrophic injury” does not have a formal definition in statute at the time of this report.

<sup>2</sup> These metrics represent a snapshot of the status of the program as of the date the municipalities responded to the Commission’s request for information.

manner. In some cases, individuals and municipalities failed to submit forms that included all of the required information. Therefore, certain information has been excluded due to the incomplete nature of the responses. In addition, some municipalities did not submit information for the 2024 report, though they may have replied for prior reports. This was a very limited occurrence, and is taken into account for the municipalities and individual data from previous reports. This report chooses to note that the “missing” recipients exist, but without current data, effective and accurate analyses cannot be reliably made. Therefore, while overall trends of health insurance cost increase and utilization of PSEBA coverage by qualifying individuals may be assumed for “missing” municipalities, they cannot be guaranteed on an individual municipality or recipient basis.

This report does not make a public policy judgment regarding the costs of providing health insurance to PSEBA participants. Rather, pursuant to P.A. 98-0561, this report seeks only to detail the costs involved for the municipalities that provide benefits to PSEBA recipients. As a result of the information provided by these municipalities and participants, a number of inferences can be made. PSEBA is a program that is prevalent in numerous municipalities across Illinois and comprises a variety of participants today. It is necessary to note that several municipalities have differing fiscal years from the State of Illinois (July 1 – June 30). Therefore, considerations were made to ensure that data from similar timeframes was analyzed between municipalities.

## **Methodology**

PSEBA had not been studied in any detail before the passage of P.A. 98-0561, which required CGFA to amass the requisite information for performing this analysis. To cover each and every employer of public safety personnel affected by this Act, P.A. 98-0561 required CGFA to send out inquiries to all employers subject to the PSEBA Act. The Reporting Act prescribed the exact content of two separate survey forms: a municipality-specific form to be filled out by the municipal benefits manager with knowledge of PSEBA benefits and an individual form to be filled out by the PSEBA recipient themselves.

### **Employer Subject to PSEBA Reporting Form**

The employer was requested to provide information about all of the PSEBA recipients from that municipality, utilizing a form provided by the Commission. The information requested in this form included the application date of each individual, their insurance premiums and the details of their insurance. However, endemic problems exist in the case of various municipalities experiencing personnel shortages, recently hired staff, and/or misplaced forms. These problems have persisted across multiple years of the PSEBA report. This signifies a continuing loss of experience on the part of municipalities as individuals who completed the PSEBA report in previous years retire or leave their positions. Overall, due to this report being compiled previously, the process has steadily become much smoother as many municipalities have at least some institutional knowledge of PSEBA and experience completing the Employer form previously.

## PSEBA Recipient Reporting Form

In the case of PSEBA Recipient Reporting Forms, P.A. 98-0561 mandated the exact content of the form for PSEBA Recipients that their municipalities then sent out and directed them to return to the municipality in a timely manner. This form requested various data points from the PSEBA recipients, including age, date of application, area of injury, current employment/insurance status and spousal employment/insurance status (when applicable). In most cases, this form was returned fully completed to CGFA. However, in some cases, the individual forms were only partially filled out, limiting CGFA analysis. Fortunately, enough data was collected in this survey of PSEBA participants to provide the basis for valid comparisons and analyses. The following analyses, charts and graphs are a product of the forms prescribed by P.A. 98-0561 and received from municipalities and individual PSEBA participants. Copies of the current PSEBA Employer and Recipient forms can be found in an attachment at the end of this document.

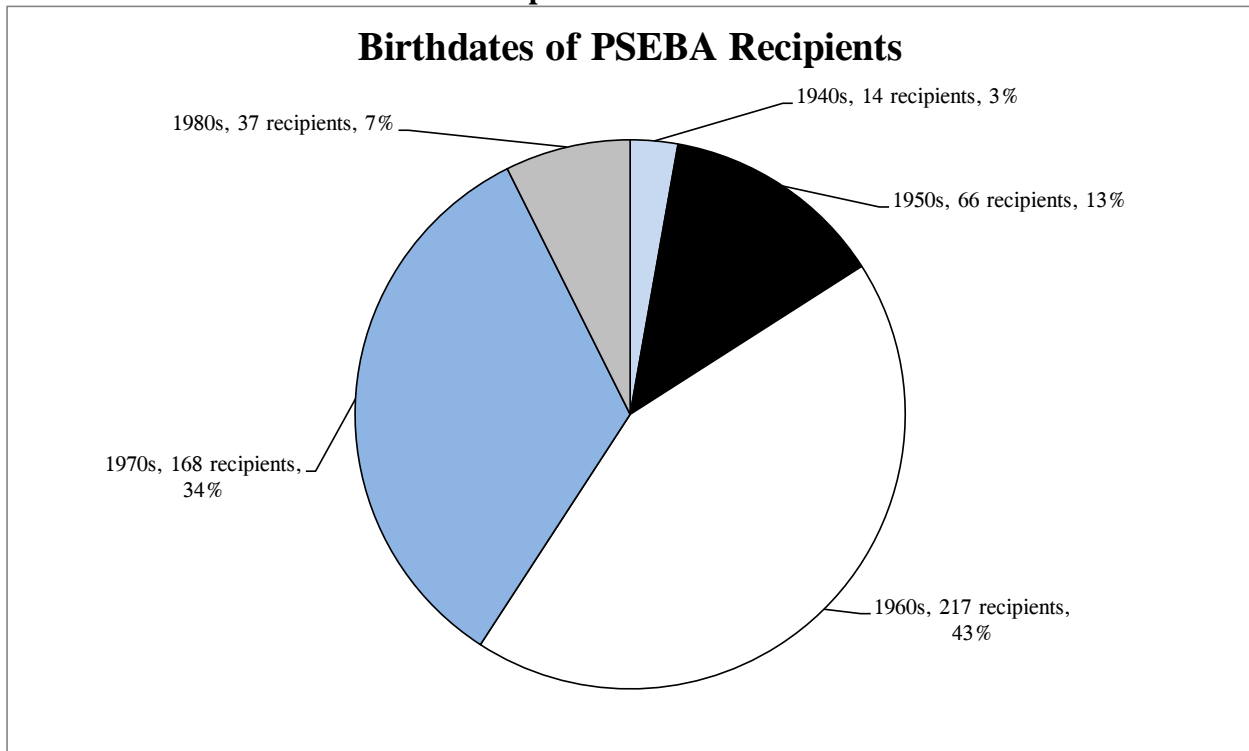
## PSEBA Recipient Form Responses

As previously mentioned, for the 2024 Report, CGFA received 518 fully completed or partially completed individual responses to the PSEBA Recipient Form. These individual responses captured data from individual PSEBA participants themselves as well as their dependents.<sup>3</sup> In regard to the charts, total numbers may vary due to incomplete responses on some submitted individual forms.

In 2024, the largest cohort of PSEBA recipients continues to be older, with an average age of 57 years. The oldest current recipient is 81 years of age (compared to 82 in 2022). The youngest recipient noted in the forms received by the Commission is 23 years of age. The ages of recipients are shown in the following graphs.

Relatively few changes have occurred between the data reported between the 2022 and 2024 reports. As noted earlier, there is a decrease in the total number of recipients surveyed between 2022 and 2024. This is primarily due to the Commission not receiving some Employer/Recipient forms by the requested due date from various municipalities. Additionally, some past recipients may be deceased and not have any beneficiaries who would continue to receive PSEBA benefits.

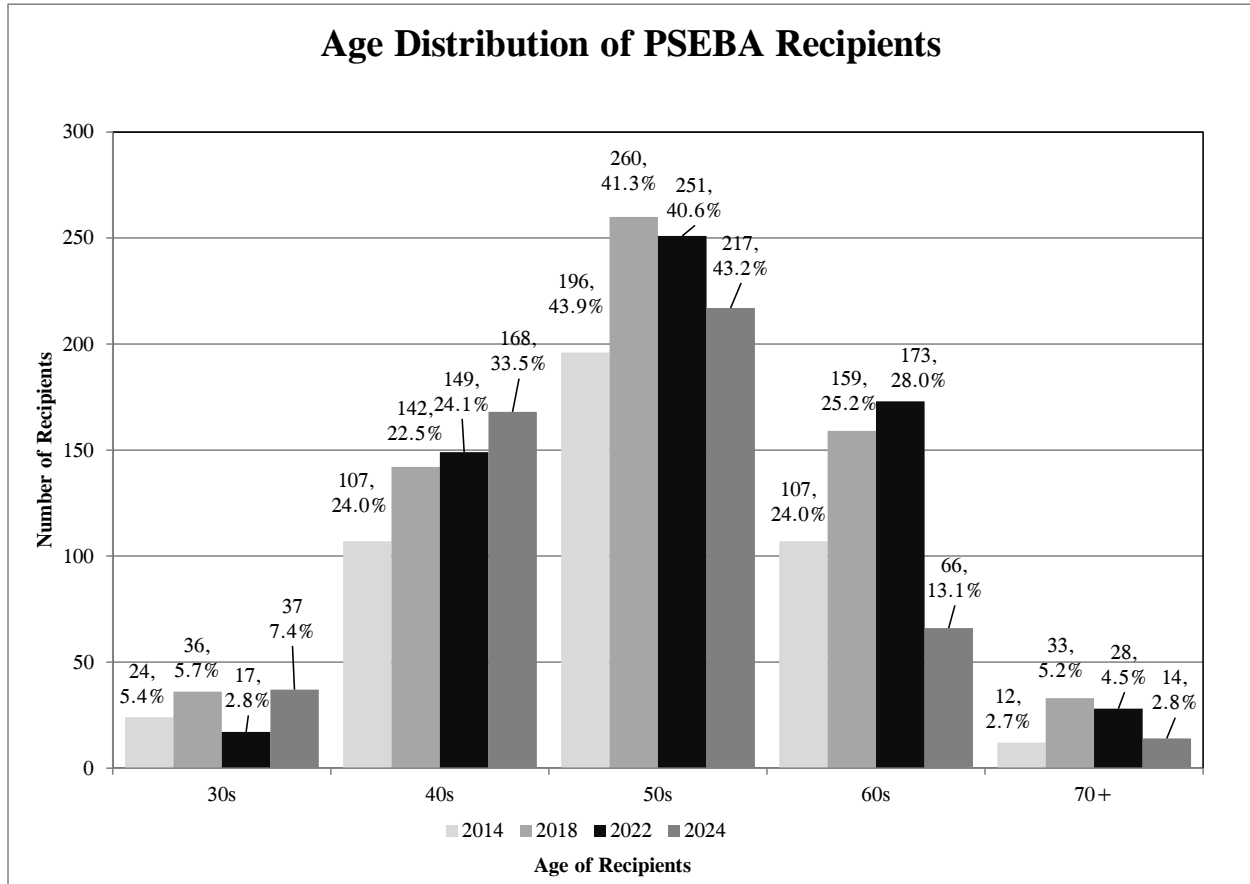
**CHART 1: Birthdates of PSEBA Recipients**



<sup>3</sup> In very few cases (less than 15), survivors of deceased recipients filled out the individual forms in place of the original deceased recipient, though under PSEBA, survivors are able to access benefits after the original recipient is deceased.



**CHART 2: Age Distribution of PSEBA Recipients**



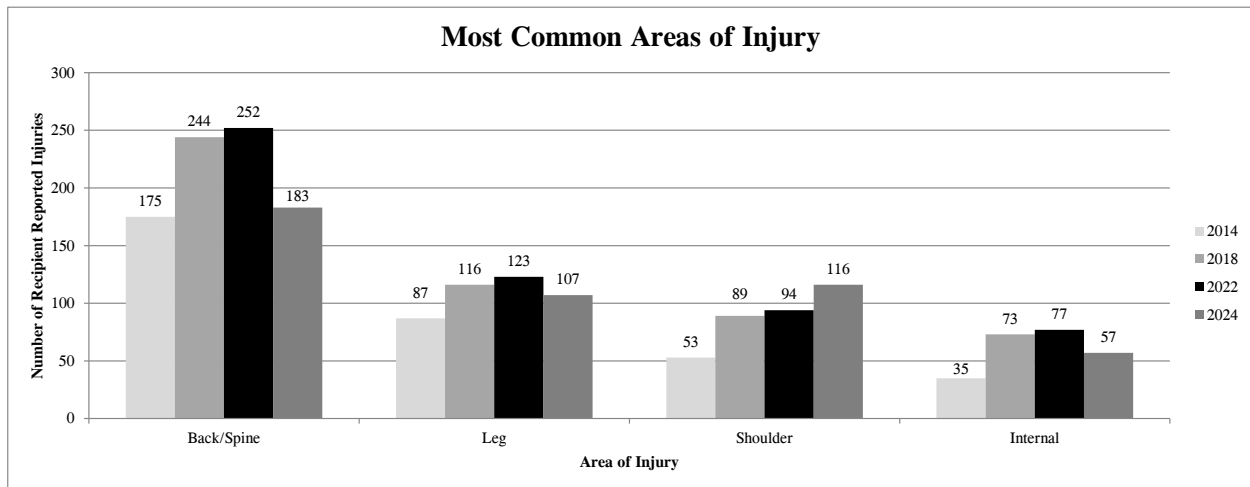
As shown in the preceding graph, the ages of PSEBA recipients have some variance, but are still mostly clustered between the ages of 40 and 60. For 2024, the total recipients surveyed (518)<sup>4</sup> was significantly smaller than in 2022 (618). As noted in prior years, with successive years noting a similar distribution in ages despite differing totals of recipients surveyed, the distribution shown in Chart 2 is likely accurate to the total age of PSEBA recipients in Illinois. The average PSEBA recipient age of 57 years old in 2024 is slightly higher than in 2018/2020/2022 (56 years). It appears likely from analyzing the data that the PSEBA population will tend to be older over time. Assuming this is true, PSEBA recipients are likely to become more expensive for municipalities to insure and provide for due to the commonly observed and documented trend of increased health expenses for older individuals.

Individual PSEBA recipients surveyed had a wide variety of injuries, which for the purposes of this report are classified into particular areas. Thirty-five percent (183 out of 518 responses) of PSEBA recipients in 2024 noted injuries to their back/spine area. This is a sizable decrease from 2022, when this category composed 46% of PSEBA injuries. It is useful to note that these responses include a limited number of individuals who listed other areas of injury in addition to the back/spine. Shoulder, leg, and internal injuries were the next most prevalent, with 116, 107,

<sup>4</sup> In this case, those surveyed who provided date of birth / age information. Not all respondents provided this information.

and 57 out of 518 responses respectively (22%, 21%, 11%). It is necessary to note that in many cases, individuals have reported PSEBA qualifying injuries to multiple areas of their bodies, which causes some of the aforementioned results to overlap. The most common areas of reported injury are shown in the following graph along with a comparison to prior year totals.

**CHART 3: Most Common Areas of Injury**



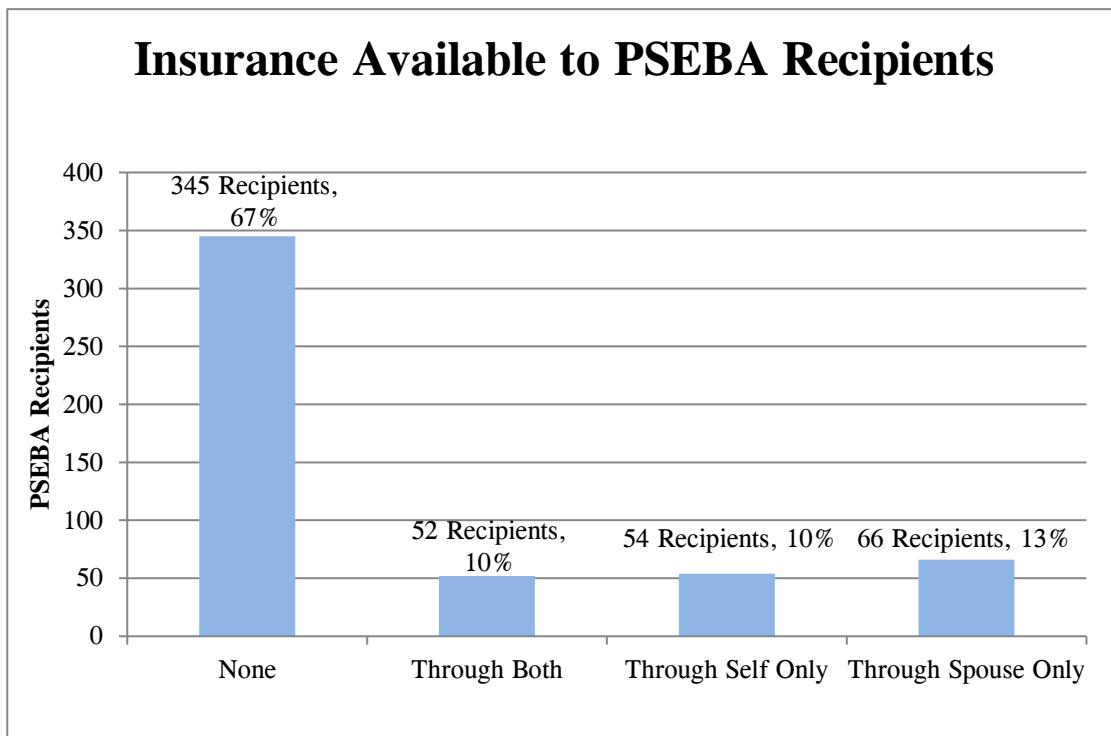
One item of interest from the chart above is the relationship between injuries and their corresponding percentages of the total PSEBA qualifying injuries. Though total numbers of injuries increased from year to year (in part due to more municipalities responding to the Commission’s information request), the number of injuries in the most common injury categories changed minimally. This is a function of PSEBA qualifying injuries being spread out among areas of injury with varying degrees of commonality. Overall, recipients of PSEBA benefits have undergone a variety of qualifying injuries, given the strenuous and frequently dangerous nature of their careers. The difference in totals between earlier and later years is largely explained by the number of responses received increasing from year to year. As expected, based on the earlier year reports, injuries to the back and spine areas comprise the largest share of qualifying catastrophic injuries under PSEBA. An increasing area of PSEBA-qualifying injury is a diagnosis of Post-Traumatic Stress Disorder (PTSD), which was absent from the earliest PSEBA reports in 2014 and 2016. In the 2024 report, this area comprises 30 of the aforementioned 57 injuries in the Internal category.

The individuals under PSEBA are a varied group in many aspects, but many still list themselves as employed. Of the responses that noted employment status in 2024, 195 (38%) listed themselves as employed versus 323 (62%) who listed themselves as not employed. It is necessary to note that many who listed themselves as employed noted that they were employed in part-time, seasonal, or other part-time positions that typically do not offer health benefits.

In terms of health plans, for the 2024 report (as was also the case in earlier reports), most PSEBA participants have stated they do not have health insurance available or offered through their

current occupations or through their spouse’s employer or outside sources. A total of 345 out of 518 (67%) completed responses to this question stated they did not have insurance available/offered through any source. Fifty-four responses (10%) indicated they had insurance available/offered through their current employer or another source only. Sixty-six responses (13%) indicated they had insurance available/offered through their spouse’s employer or another source only. Fifty-two responses (10%) indicated they had insurance available/offered through both their current employer and their spouse’s employer. This information is shown on the following chart. In total, 172 PSEBA recipients in 2024 currently have insurance available or offered through either their employer, their spouse’s employer, or both employers.

**CHART 4: Insurance Available to PSEBA Recipients**

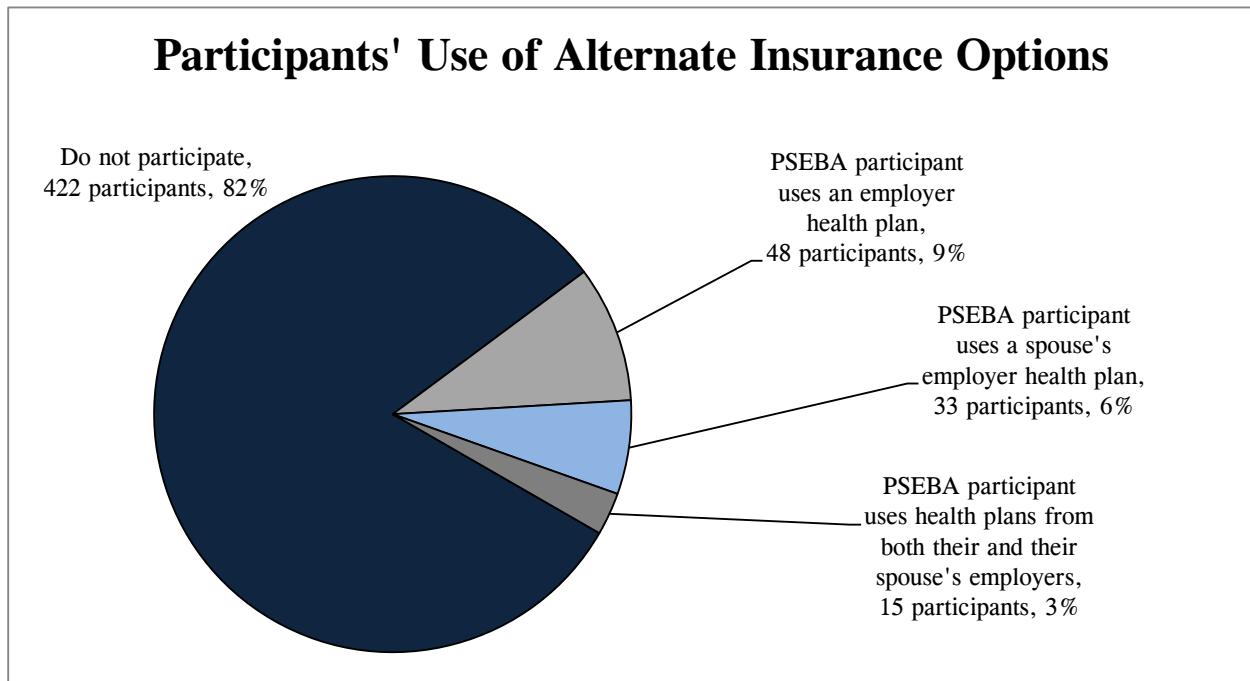


As mentioned, “Through Self Only” incorporates insurance available/offered through the PSEBA recipient’s occupation or an outside source only. “Through Spouse Only” incorporates insurance available/offered through the PSEBA recipient spouse’s occupation or an outside source only. “Through Both” incorporates insurance available/offered to the PSEBA recipient from their and their spouse’s occupations or through an outside source.

The insurance options available for recipients encompass High-Deductible Health Plans (HDHPs) to more comprehensive HMO/PPO plans. For PSEBA recipients, their significant health issues tend to make HDHP and similar plans much less feasible, as these plans typically are designed for participants who have little need or utilization of health care options. HMO/PPO plans are much more likely to provide necessary health care benefits at a fiscally responsible rate for recipients, contingent on the recipients making regular use of these benefits to accommodate

the effects of their PSEBA-qualifying injuries. Furthermore, PPO plans tend to have broader areas of coverage, allowing recipients to seek primary/specialist care more easily if they move out of Illinois or require medical services while out of the state.

**CHART 5: Participants Use of Alternate Insurance Options**



Most of the PSEBA participants do not participate in a health plan other than PSEBA or the disability plan offered by their municipality. A total of 422 PSEBA participants reported they do not participate in a separate health plan through their (or their spouse's) employer. Out of 518 responses, 48 individuals (9.3%) reported being in a health plan sponsored by an employer other than the municipality providing the PSEBA benefit. The proportions are similar regarding PSEBA beneficiaries who have access to health plans available through their spouses. Out of 518 responses to that inquiry, 33 PSEBA recipients (6.4%) reported being in a health plan sponsored by their spouse's employer. The insurance types utilized by those participants who rely on something in addition to their PSEBA benefits are mostly HMO (Health Maintenance Organization) and PPO (Preferred Provider Organization) plans, though a few individuals listed HDHPs (High Deductible Health Plans) and coverage through Medicare.

## **Municipalities and PSEBA**

CGFA received 710 satisfactorily-completed employer forms out of the 1,220 forms that were sent. These forms ranged from being filled out with “0s” to having comprehensive data detailing the cost of each recipient’s insurance premiums for each fiscal year since the inception of the PSEBA in 1997. Out of the 710 responses, 139 employer forms provided all of the requested data, 12 employer forms contained mostly satisfying responses, and 559 had no PSEBA recipients to report.

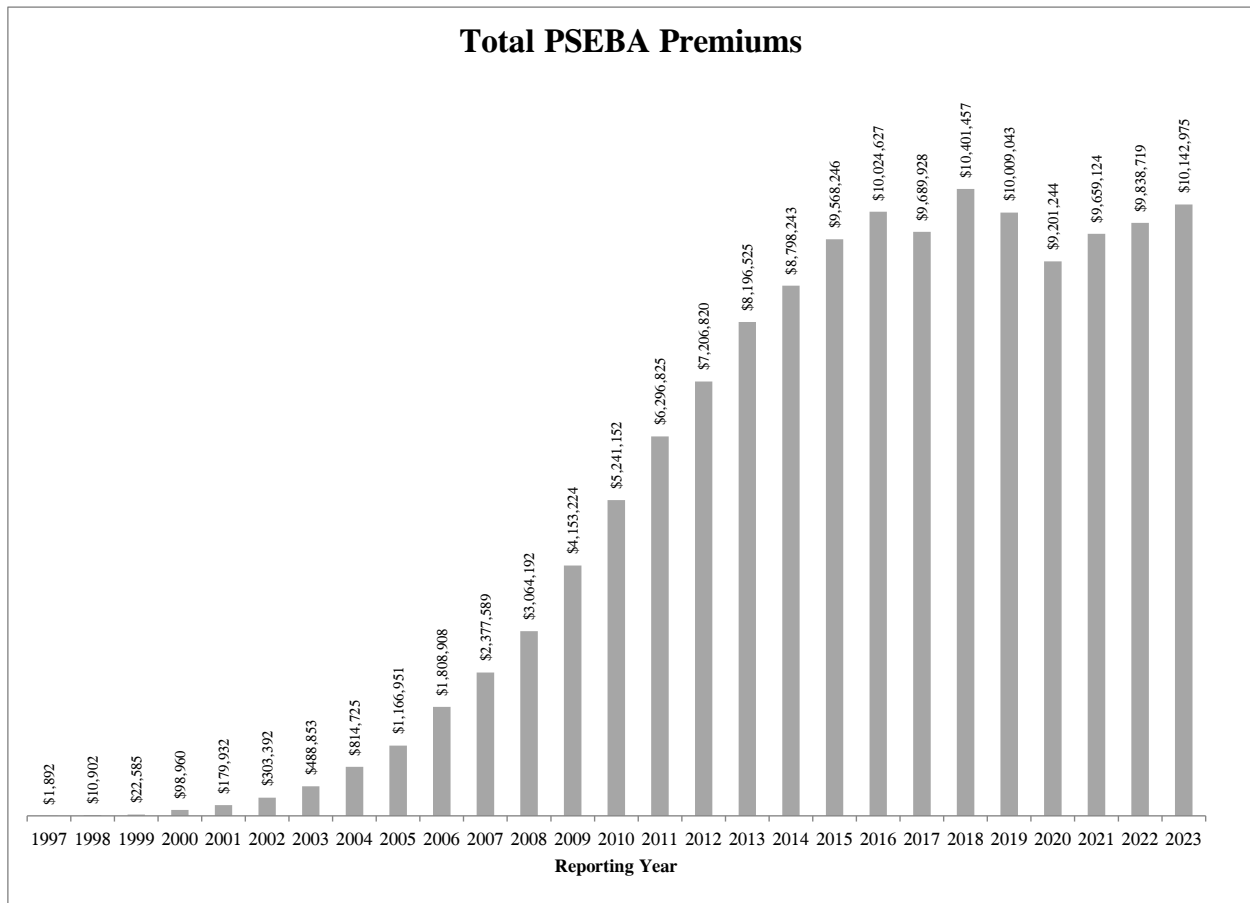
There were some cases where the employer forms were not submitted to CGFA in 2024 but were submitted for at least one of the previous PSEBA reports. This means data for the 2024 survey period was not reported to CGFA, and thus is not included in this report. In these cases, the latest available data that was previously reported was used for comparison of overall rates and trends.

As there may be some municipalities who submitted their forms for the first time during the 2024 survey period, historical data in this report may have been updated from the previous PSEBA reports.

For the purposes of this report, insurance premiums for surviving children and surviving/separated spouses are attributed to the original recipient. Although this arrangement inflates the per-person average premium, it acknowledges that the recipient’s family is included in the benefit and covers the total potential for liability associated with any one employee’s injury.

## CHART 6: Total PSEBA Premiums

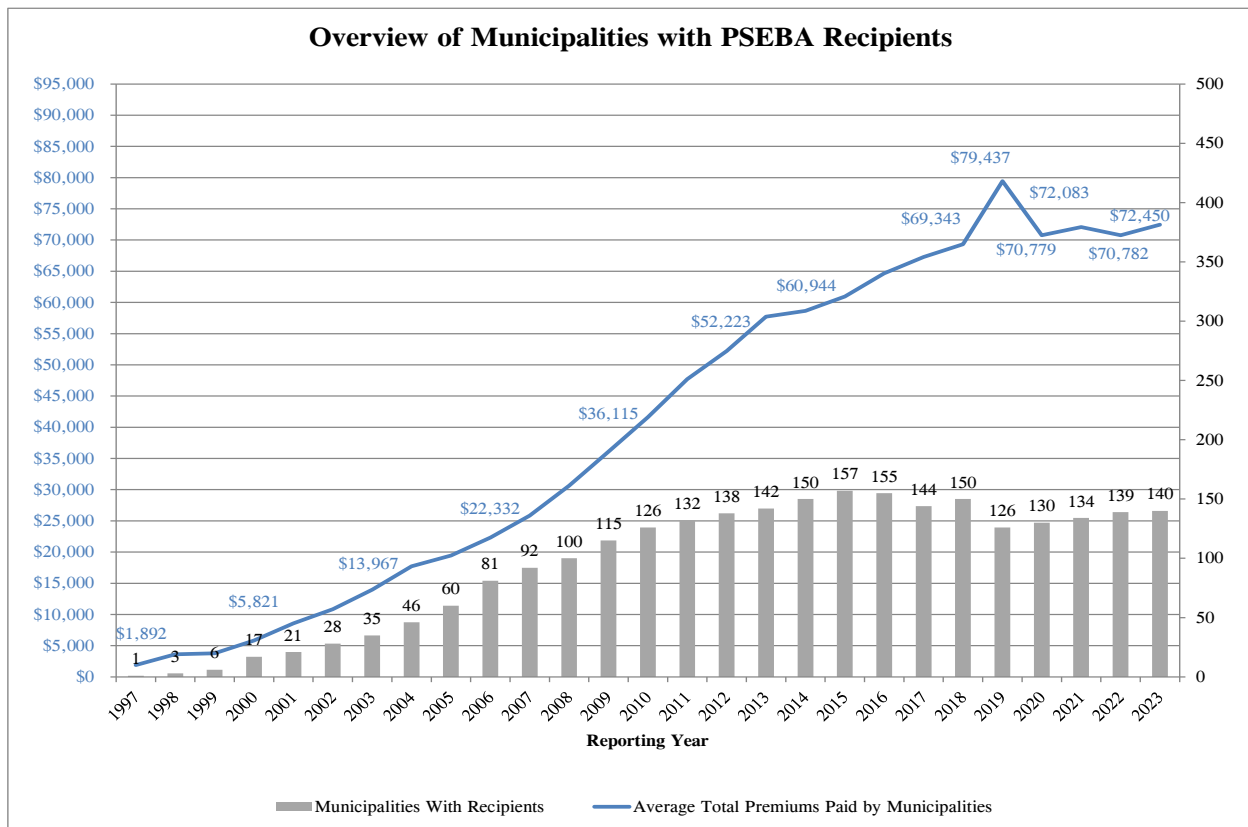
Of the responses received across the entirety of the State of Illinois, 139 municipalities paid \$9.86 million in insurance premiums to 535 PSEBA recipients in Reporting Year 2022 and 140 municipalities paid \$10.14 million in insurance premiums to 544 PSEBA recipients in Reporting Year 2023. Insurance under PSEBA was first granted in 1997 when only a single municipality paid \$1,892 in premiums.



Since the enactment of the PSEBA law, total premiums across all municipalities have grown exponentially. This exponential growth is explained by the confluence of both increasing premiums and increasing PSEBA headcount. In Reporting Year 2018, the premiums hit a record high while a decline in total premiums was seen in Reporting Year 2017 and 2019. A possible explanation would be that PSEBA headcount decreased in these years as recipients no longer needed to receive benefits. Or, in part, this may reflect the effect of lack of data for the 2020-2024 survey periods from some municipalities that tend to have more recipients and pay higher PSEBA premiums. Still, total premiums in the most recent three years continued to rise.

## CHART 7: Overview of Municipalities with PSEBA Recipients

The following bar chart and line graph depict the number of Illinois municipalities with at least one PSEBA recipient while also denoting the average paid out in insurance premiums. As of Reporting Year 2023, 140 municipalities paid around \$72,450 in premiums, on average. Average premiums paid by municipalities have continuously increased since 1997. The number of municipalities with at least 1 PSEBA recipient increased steadily as well from 1997 to 2015, at which point the numbers began to level off through Reporting Year 2018. Then, it declined to 126 in RY 2019, reflecting the aforementioned absence of updated data. RY 2020 began a steady increase in municipalities reporting at least one recipient, a trend that has continued through RY 2023.

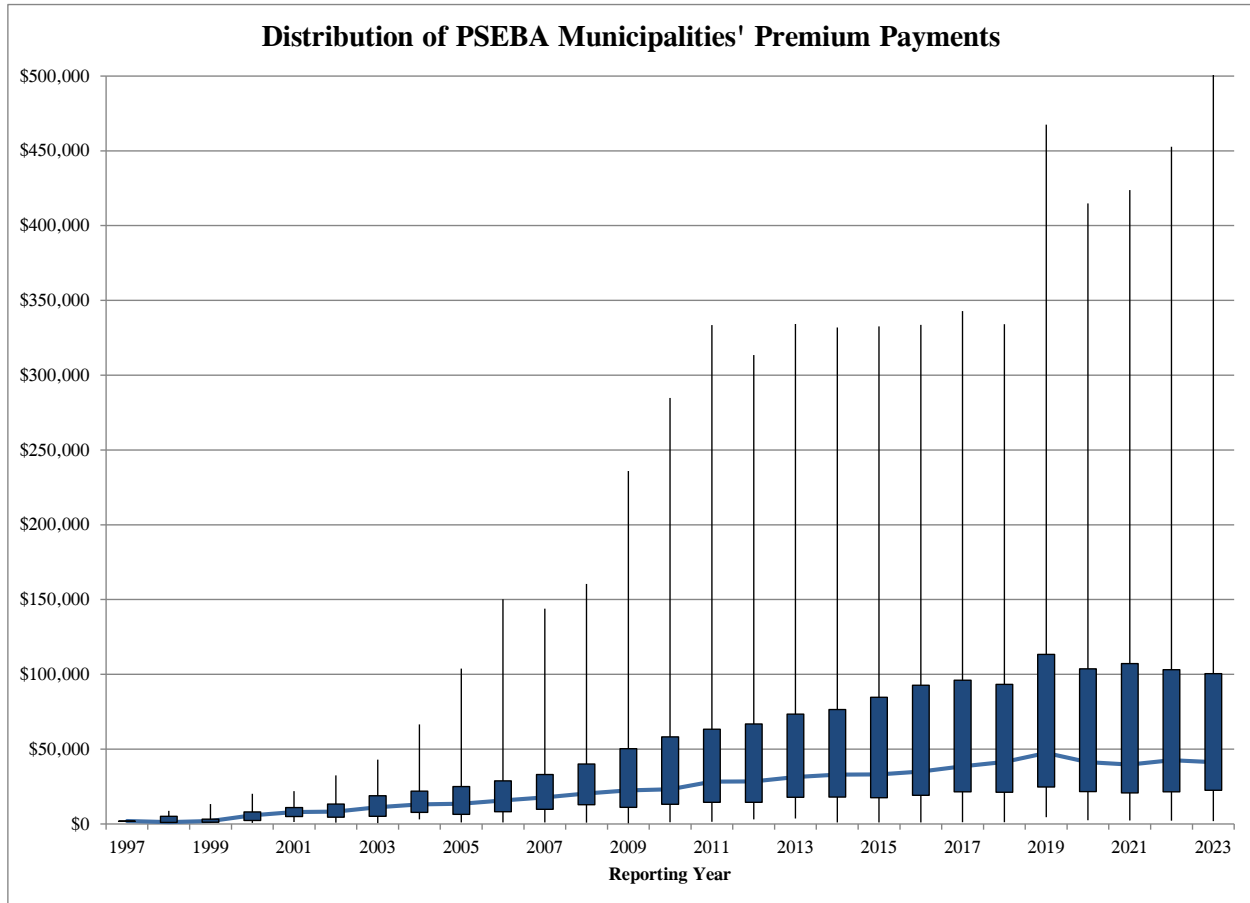


Although not readily apparent, some municipalities had problems retrieving old insurance data. A combination of poor bookkeeping and employee turnover led a handful of municipalities to report incomplete data for certain periods. Additionally, a small number of municipalities were self-insured, and therefore, did not have a premium readily available to report. To overcome this obstacle, these employers were instructed to provide an estimated average of premiums paid each year. As such, this is a conservative estimate<sup>5</sup>.

<sup>5</sup> The City of Chicago is self-insured and possesses a surprisingly low number of PSEBA recipients. More information about Chicago’s PSEBA participation can be found later in this report.

## CHART 8: Distribution of Total Municipal Premium Payments

The following graph includes box-and-whisker plots showing the premiums paid by municipalities for each year. The blue line portion of the graph is the median, which in this case shows the middle-ranked municipality. The box-and-whisker plot displays a statistical measure known as the interquartile range<sup>6</sup>. Of the 140 municipalities in Reporting Year 2023, half paid in the range of \$22,454 to \$100,493, with approximately 35 below and another 35 above that range.



For any given year, the majority of municipalities (75%) never paid more than \$100,493 in total through PSEBA. The median total of insurance premiums was \$41,248 in Reporting Year 2023 which means 70 of the surveyed municipalities paid no more than that amount. The box-and-whisker plots in this graph are heavily skewed in all surveyed years, meaning that the few at the top end of the spectrum dwarf the majority of municipalities. In Reporting Year 2023, 6 municipalities (top 5%) paid at least twice as much in annual premiums than 100 of the 140 total

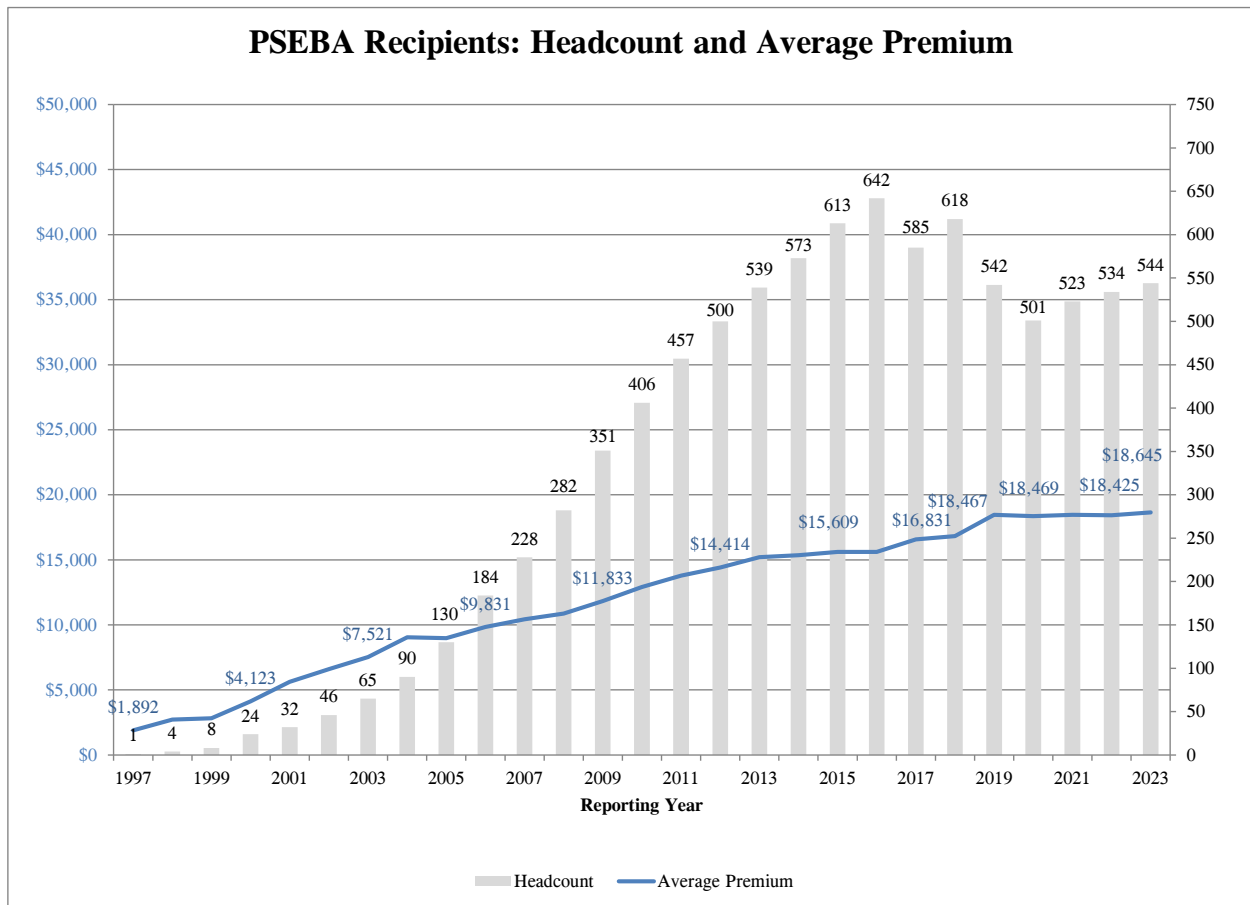
<sup>6</sup> Interquartile range, or IQR, is a statistical measure of spread or variability and is represented as a single value. The value is calculated by finding the difference between the 25<sup>th</sup> and 75<sup>th</sup> percentiles of the distribution, thus eliminating the influence of outlying (abnormally high or low) data points. Since the IQR is a single value, it is often paired with a box-and-whisker plot that uses the same data to provide a clearer graphical snapshot of the distribution as a whole. The box portion of the plot highlights the middle 50%, while the whisker portions acknowledge the upper and lower 25%'s of the distribution.



municipalities (bottom 80%). This variability is what makes the average premium of \$72,450 so much greater than the median premium of \$41,248.

**CHART 9: PESBA Recipients: Headcount and Average Premium**

The following bar chart and line graph details the increasing enrollment of catastrophically-injured safety personnel receiving PSEBA while also describing the average premium. The headcount tally represents the number of PSEBA recipients that have earned benefits. To clarify, if a member earns a benefit that covers the insurance costs for the member, a spouse, and a child, the spouse and child would not be included in the headcount.

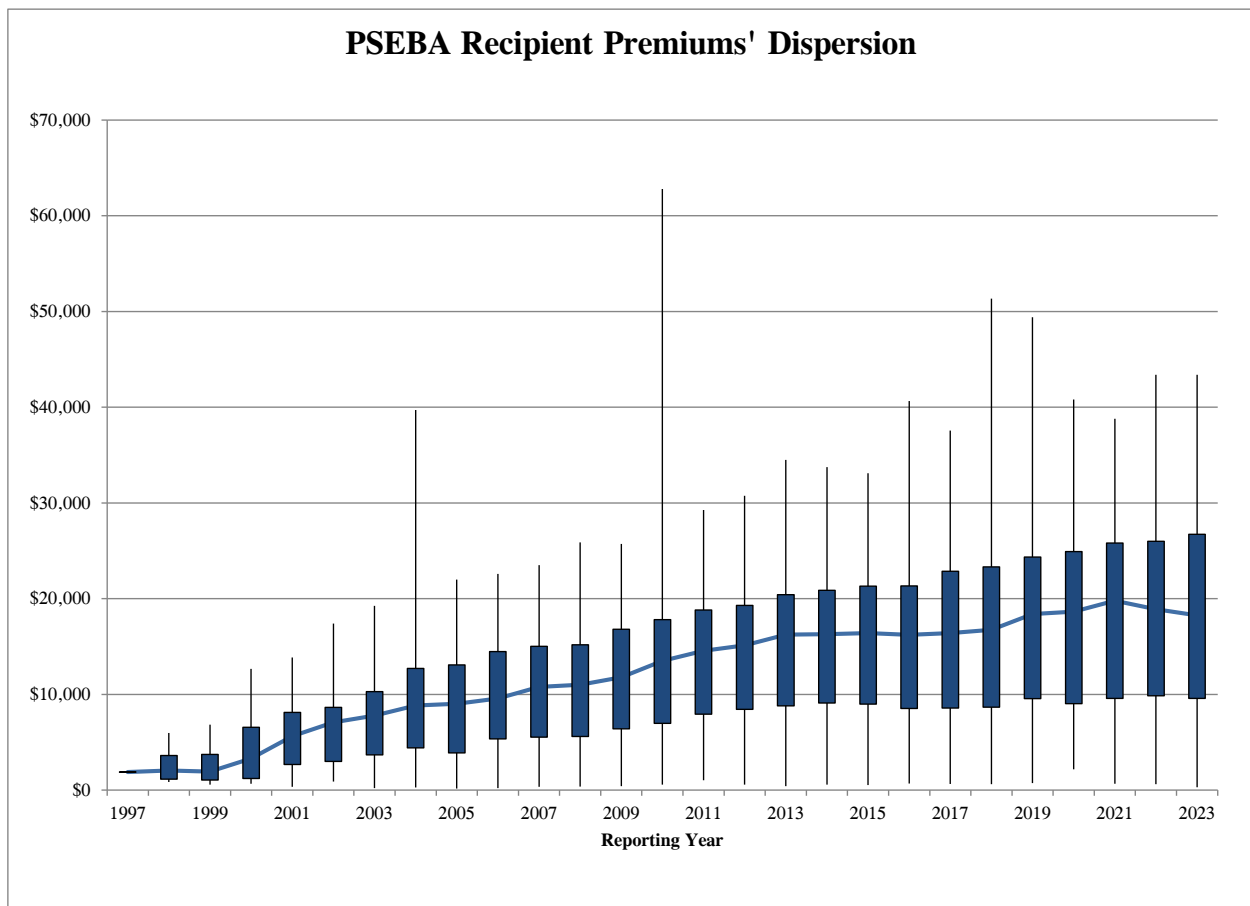


There has been a steady increase in enrollment numbers since the start of PSEBA. Headcount began modestly with 1 person in Reporting Year 1997, grew to 32 in Reporting Year 2001, broke 100 in Reporting Year 2005, surpassed 200 in Reporting Year 2007, and continued that pace until reaching 642 in Reporting Year 2016. The enrollment numbers dropped in Reporting Year 2017 and 2019, which might be attributable to previous PSEBA recipients who no longer received benefits. Two years later, RY 2021 saw the beginning of a steady rise. Or, again, it may be due in part to incomplete data or data not submitted by some municipalities. The average recipient premium began at \$1,892 in Reporting Year 1997 and climbed steadily to \$18,645 in

Reporting Year 2023. Despite the limited data, average recipient premiums have gradually increased.

### CHART 10: PSEBA Recipient Premiums' Dispersion

The following chart describes how recipient premiums vary between one another in a given year. Again, the blue line is the median total of premiums paid, the box highlights the middle 50% of the population, and the vertical lines acknowledge the upper and lower quarters of the distribution. In Reporting Year 2023, premiums for all 544 recipients ranged from \$295 to \$43,386, but 272 recipients had annual premiums between \$9,571 and \$26,715. The Reporting Year 2023 median shows that the bottom 50% of recipients had premiums at or under \$18,247. The median premium follows the average premium from the previous graph, for the most part.



Low PSEBA headcount in years prior to Reporting Year 2001 led to slightly skewed box-and-whisker plots, which may be due in part to a smaller sample size. Once the sample size grew larger, the spread became more uniformly distributed, except for a few cases including Reporting Year 2004 and 2010. From Reporting Year 2001 through 2023, all premium data appeared to increase at a steady rate.

**TABLE 1: 15 Largest Annual Premiums**

This table shows the 15 municipalities that have paid well over \$210,000 per year at some point from Reporting Year 1997 through 2023.<sup>7</sup>

Municipality	Reporting Year	Annual Premium	Headcount	Average
Aurora	2023	\$ 509,049	15	\$ 33,937
Bloomington	2023	\$ 464,331	16	\$ 29,021
Arlington Heights	2021	\$ 423,771	18	\$ 23,543
Berwyn*	2020	\$ 380,818	13	\$ 29,294
Elgin	2023	\$ 341,299	21	\$ 16,252
Schaumburg*	2021	\$ 314,300	17	\$ 18,488
Collinsville	2020	\$ 308,268	11	\$ 28,024
Niles*	2017	\$ 296,155	12	\$ 24,680
Danville	2023	\$ 271,768	14	\$ 19,412
Belleville	2023	\$ 265,428	14	\$ 18,959
Streamwood	2023	\$ 254,047	11	\$ 23,095
Hoffman Estates	2018	\$ 242,607	14	\$ 17,329
Harvey*	2016	\$ 240,476	19	\$ 12,657
Skokie*	2020	\$ 233,965	10	\$ 23,397
Marion*	2017	\$ 233,632	12	\$ 19,469

**TABLE 2: 15 Largest Cumulative PSEBA Premiums**

Over the course of the entire survey from Reporting Year 1997 through 2023, the following municipalities have paid the most in PSEBA insurance premiums.

Municipality	Cumulative Premiums
Evanston	\$3,469,266
Rockford	\$3,119,972
Schaumburg	\$3,078,582
Peoria	\$2,973,840
Arlington Heights	\$2,669,886
Belleville	\$2,549,498
Niles	\$2,459,030
Aurora	\$2,232,373
Hoffman Estates	\$2,151,655
Collinsville	\$1,945,917
Danville	\$1,895,564
Marion	\$1,890,596
Bloomington	\$1,721,903
Glenview	\$1,629,975
Carbondale	\$1,550,799

<sup>7</sup> Data for Harvey and Champaign is as of the 2016 survey (Reporting Year 1997-2015) and data for Chicago is as of the 2018 survey (Reporting Year 1997-2017) as these municipalities did not submit an employer form during this reporting period, and therefore updated data for these municipalities is not included.

**TABLE 3: Municipal Breakdown (Addison<sup>8</sup> – Effingham)**

Municipality	Reporting Year									
	2015	2016	2017	2018	2019	2020	2021	2022	2023	
Addison	\$ 54,841.20	\$ 55,903.47	\$ 51,755.48	\$ 48,767.88	\$ 40,471.79	\$ 34,044.12	\$ 36,714.00	\$ 36,714.00	\$ 44,092.00	
Addison FPD	\$ 7,835.88	\$ 9,364.44	\$ 10,583.16	\$ 9,999.60	\$ 10,421.76					
Algonquin	\$ 13,195.56	\$ 12,786.12	\$ 23,754.88	\$ 29,289.84	\$ 26,713.32	\$ 25,917.84	\$ 27,239.65	\$ 27,675.00	\$ 30,622.00	
Algonquin Lake FPD	\$ 12,247.92						\$ 7,182.32	\$ 10,858.98	\$ 25,857.00	
Alsip	\$ 23,481.60	\$ 23,481.60	\$ 39,466.52	\$ 53,652.84	\$ 56,367.72		\$ 40,187.00	\$ 46,753.00	\$ 51,054.00	
Alton				\$ 47,400.00	\$ 50,328.00	\$ 46,836.00	\$ 70,080.00	\$ 33,560.00	\$ 34,008.00	
Antioch	\$ 16,385.19	\$ 17,591.07	\$ 17,563.44	\$ 17,856.16	\$ 38,441.92	\$ 38,524.48	\$ 38,642.76	\$ 41,209.00	\$ 29,719.00	
Arlington Heights	\$ 232,480.00	\$ 250,632.00	\$ 302,640.00	\$ 320,280.00	\$ 410,579.00	\$ 414,824.20	\$ 423,771.36	\$ 419,881.00	\$ 422,384.00	
Aurora	\$ 199,060.08	\$ 228,275.40	\$ 224,568.36	\$ 281,032.95	\$ 467,458.68		\$ 364,902.00	\$ 452,647.00	\$ 509,049.00	
Barrington	\$ 54,523.00	\$ 35,184.00	\$ 33,867.00	\$ 30,876.00			\$ 24,233.00	\$ 24,276.00	\$ 25,737.00	
Barrington Hills	\$ 15,340.08	\$ 15,834.48	\$ 10,463.88	\$ 34,357.79	\$ 59,328.48	\$ 64,926.72	\$ 68,740.88	\$ 70,124.40	\$ 38,585.77	
Bartlett	\$ 19,703.54	\$ 20,428.85	\$ 21,642.71	\$ 25,209.06	\$ 27,642.97	\$ 27,762.04	\$ 28,963.96	\$ 28,533.00	\$ 35,078.00	
Batavia	\$ 112,405.00	\$ 140,798.00	\$ 161,545.00	\$ 136,972.58	\$ 137,710.06	\$ 138,313.56	\$ 144,306.12	\$ 140,039.00	\$ 126,270.00	
Beardstown	\$ 33,102.24	\$ 38,398.44	\$ 37,549.08	\$ 39,824.04	\$ 40,294.56	\$ 37,338.76	\$ 28,143.48			
Belleville	\$ 234,856.46	\$ 275,664.74	\$ 150,862.06	\$ 162,720.60	\$ 192,739.23	\$ 205,178.22	\$ 226,004.85	\$ 241,839.82	\$ 265,428.00	
Bellwood	\$ 18,827.86	\$ 20,408.02	\$ 42,479.87	\$ 75,895.89						
Belvidere	\$ 31,716.00	\$ 34,985.76	\$ 37,040.64	\$ 36,781.15	\$ 32,400.94	\$ 25,506.25	\$ 36,619.68	\$ 42,104.00	\$ 54,869.00	
Bensenville	\$ 62,628.48	\$ 54,156.39	\$ 54,839.29	\$ 42,250.45	\$ 43,728.72	\$ 44,588.40	\$ 44,171.40	\$ 44,171.00	\$ 45,240.00	
Berwyn						\$ 380,817.80	\$ 365,300.60			
Bloomington	\$ 157,004.00	\$ 171,795.28	\$ 176,663.88	\$ 184,804.68	\$ 213,168.94	\$ 294,567.59	\$ 346,447.08	\$ 407,184.00	\$ 464,331.00	
Blue Island	\$ 14,636.16	\$ 15,733.92	\$ 15,733.92	\$ 16,385.40	\$ 15,212.28	\$ 21,592.55	\$ 22,196.04			
Bradley	\$ 970.32	\$ 1,007.76	\$ 1,108.56	\$ 1,197.36						
Bridgeview	\$ 70,136.64	\$ 72,997.26	\$ 77,610.04	\$ 88,996.86	\$ 83,913.96	\$ 147,233.82	\$ 149,462.67			
Buffalo Grove	\$ 97,527.12	\$ 100,487.76	\$ 104,364.96	\$ 89,775.84	\$ 88,583.04	\$ 88,494.60	\$ 92,411.76	\$ 97,530.00	\$ 96,373.00	
Cairo				\$ 17,064.46	\$ 29,398.89					
Carbondale	\$ 120,820.00	\$ 143,524.00	\$ 134,548.00	\$ 141,337.00	\$ 156,551.00	\$ 154,370.80	\$ 160,338.84			
Carmi	\$ 22,224.90	\$ 22,224.90	\$ 22,224.90	\$ 22,224.90	\$ 22,224.90	\$ 22,224.90	\$ 22,224.90	\$ 22,224.90	\$ 22,224.90	
Carol Stream FPD									\$ 17,594.74	
Carpentersville	\$ 21,158.76	\$ 20,930.76	\$ 21,924.48	\$ 22,821.60	\$ 26,709.72	\$ 31,164.60	\$ 33,605.04	\$ 43,150.68	\$ 43,694.00	
Caseyville	\$ 19,521.00	\$ 25,764.00	\$ 28,539.00	\$ 18,979.00	\$ 18,682.00	\$ 13,392.00	\$ 15,419.00	\$ 15,787.00	\$ 16,206.00	
Champaign	\$ 167,002.80	\$ 214,789.80								
Channahon FPD							\$ 17,845.92	\$ 18,501.48	\$ 18,495.36	
Charleston	\$ 77,013.60	\$ 81,974.88	\$ 77,986.20	\$ 80,017.68	\$ 101,220.36	\$ 66,802.83	\$ 76,199.62	\$ 80,989.00	\$ 92,380.00	
Chicago	\$ 181,446.41	\$ 198,410.61	\$ 214,056.96	\$ 226,849.62						
Chicago Heights	\$ 22,132.22	\$ 46,767.12	\$ 52,771.20	\$ 59,526.00	\$ 60,121.20		\$ 61,729.00	\$ 64,877.28	\$ 73,895.28	
Chicago Ridge	\$ 48,724.45	\$ 46,553.40	\$ 65,385.60	\$ 72,143.40	\$ 66,264.61	\$ 61,991.25	\$ 57,024.96			
Clarendon Hills							\$ 23,793.00	\$ 22,179.00	\$ 23,388.00	
Coal City FPD						\$ 2,506.38	\$ 34,275.12	\$ 38,063.00	\$ 39,603.00	
Collinsville	\$ 143,216.00	\$ 167,716.00	\$ 187,490.00	\$ 221,820.88	\$ 263,164.56	\$ 308,267.82	\$ 303,599.88	\$ 222,945.00	\$ 255,503.00	
Cook County	\$ 58,168.68	\$ 55,213.26	\$ 48,824.76	\$ 33,898.80	\$ 37,132.80		\$ 47,975.51	\$ 48,030.95	\$ 49,172.09	
Countryside						\$ 8,019.90	\$ 3,391.50			
Crest Hill						\$ 16,514.04	\$ 16,514.04			
Crystal Lake	\$ 88,747.72	\$ 90,205.20	\$ 94,991.28	\$ 99,917.40	\$ 100,099.56	\$ 102,042.18	\$ 107,597.46	\$ 111,772.00	\$ 112,706.00	
Danville	\$ 184,801.00	\$ 189,729.01	\$ 192,697.80	\$ 238,275.36	\$ 239,652.12	\$ 229,765.67	\$ 237,288.36	\$ 243,215.00	\$ 271,768.00	
Darien	\$ 19,291.32	\$ 19,792.92	\$ 11,908.80	\$ 12,266.04		\$ 12,744.36	\$ 12,820.80	\$ 12,474.60	\$ 12,245.90	
Decatur	\$ 70,835.60	\$ 72,660.00					\$ 94,183.00	\$ 98,489.00	\$ 92,268.00	
Deerfield	\$ 26,517.00	\$ 25,641.00	\$ 26,439.00	\$ 26,533.00	\$ 28,732.00	\$ 46,393.74	\$ 61,051.32	\$ 54,557.00	\$ 57,776.00	
Des Plaines	\$ 81,268.02	\$ 95,234.13	\$ 134,532.92	\$ 123,646.80	\$ 155,181.54	\$ 155,861.61	\$ 148,003.68	\$ 137,680.80	\$ 133,252.44	
Downers Grove	\$ 129,893.40	\$ 134,868.36	\$ 134,868.76	\$ 137,304.85	\$ 153,627.18	\$ 157,107.01	\$ 167,487.00	\$ 159,961.00	\$ 162,931.00	
East Moline	\$ 39,351.96	\$ 41,295.24	\$ 39,828.72	\$ 43,927.08	\$ 50,569.28	\$ 60,825.84	\$ 58,413.12	\$ 58,922.00	\$ 59,430.00	
East Peoria	\$ 149,168.96	\$ 139,093.95								
Effingham	\$ 20,152.89	\$ 22,546.92	\$ 27,169.08	\$ 29,184.08	\$ 30,563.40	\$ 33,252.96	\$ 28,968.72			

<sup>8</sup> Note that some municipalities only employ police officers while receiving fire protection services from a larger, communal Fire Protection District (FPD). Addison is one example of this employment structure.

**TABLE 4: Municipal Breakdown (Elgin – Metropolis)**

Municipality	Reporting Year								
	2015	2016	2017	2018	2019	2020	2021	2022	2023
Elgin	\$ 134,841.18	\$ 127,743.00	\$ 127,338.29	\$ 148,045.66	\$ 175,452.15		\$ 252,789.00	\$ 295,769.00	\$ 341,299.00
Elk Grove	\$ 34,427.72	\$ 36,652.68	\$ 35,423.04	\$ 37,129.66	\$ 37,636.54				
Elmhurst							\$ 3,780.00	\$ 23,364.00	\$ 24,540.00
Elmwood Park	\$ 57,833.86	\$ 62,028.58	\$ 72,922.48	\$ 89,653.44	\$ 91,663.98	\$ 91,014.74	\$ 93,892.64	\$ 93,352.00	\$ 93,888.00
Evanston	\$ 265,895.94	\$ 223,270.71	\$ 223,891.10	\$ 233,243.16	\$ 210,657.45	\$ 140,002.65	\$ 144,817.00	\$ 117,266.00	\$ 95,514.00
Fairview Heights	\$ 84,683.25	\$ 78,235.16	\$ 72,582.60	\$ 51,907.99	\$ 40,986.64	\$ 41,338.88	\$ 43,944.80	\$ 44,650.56	\$ 33,086.04
Flora	\$ 20,431.04	\$ 20,631.36	\$ 21,147.12	\$ 21,147.12	\$ 21,147.12	\$ 21,147.12	\$ 21,147.12	\$ 21,147.12	\$ 21,147.12
Flossmoor									
Forest Park	\$ 33,104.28	\$ 31,291.32	\$ 35,202.12	\$ 41,831.25	\$ 53,849.62				
Forest View	\$ 7,401.00	\$ 7,660.00	\$ 7,555.00	\$ 7,580.00					
Fox Lake FPD							\$ 19,874.00	\$ 21,884.00	\$ 21,372.00
Fox River Grove	\$ 25,607.67	\$ 18,573.71	\$ 22,750.78	\$ 13,013.21	\$ 16,626.47	\$ 16,725.25	\$ 17,263.37	\$ 18,708.33	\$ 20,807.88
Frankfort FPD							\$ 12,703.06	\$ 15,148.32	\$ 17,829.81
Franklin Park	\$ 65,413.92	\$ 64,801.26	\$ 66,634.68	\$ 70,885.44	\$ 72,085.50	\$ 96,971.52	\$ 108,427.41		
Freeburg		\$ 10,806.88	\$ 10,366.92	\$ 8,904.12	\$ 12,048.63	\$ 4,797.80	\$ 6,883.79		
Freeport	\$ 132,734.27	\$ 134,674.86	\$ 129,197.70	\$ 131,656.80	\$ 126,850.98		\$ 119,726.00	\$ 111,633.00	\$ 100,643.00
Galesburg	\$ 6,912.00	\$ 7,194.00	\$ 8,106.00	\$ 8,413.84	\$ 7,769.52	\$ 7,969.32	\$ 7,877.64	\$ 8,349.24	\$ 6,480.81
Glen Ellyn	\$ 28,138.00	\$ 21,519.60	\$ 22,205.34	\$ 23,266.26	\$ 23,896.68	\$ 25,245.18	\$ 25,809.90		
Glencoe	\$ 33,584.04	\$ 36,799.32	\$ 37,604.52	\$ 32,977.68	\$ 19,321.08	\$ 15,197.04	\$ 19,096.00	\$ 18,529.00	\$ 10,643.00
Glendale Heights	\$ 72,515.34	\$ 75,880.56	\$ 42,643.56	\$ 45,248.76				\$ 50,620.00	\$ 48,372.00
Glenview	\$ 145,861.64	\$ 131,224.84	\$ 135,665.90	\$ 120,884.82	\$ 130,337.00	\$ 130,933.00	\$ 157,202.00	\$ 151,446.00	\$ 130,491.00
Godfrey FPD							\$ 27,660.00	\$ 29,700.00	\$ 26,121.29
Granite City	\$ 28,091.50	\$ 28,883.11	\$ 36,761.55	\$ 54,994.88	\$ 97,641.00	\$ 99,942.36	\$ 100,834.56		
Grayslake FPD	\$ 12,984.00	\$ 5,790.00					\$ 49,563.00	\$ 82,785.00	\$ 77,401.00
Greater Round Lake FPD									
Gurnee	\$ 46,557.20	\$ 120,414.52	\$ 173,382.72	\$ 174,538.56	\$ 178,029.32	\$ 180,387.48	\$ 181,289.36	\$ 184,924.60	\$ 211,034.00
Hanover Park						\$ 72,303.16	\$ 74,817.96		
Harrisburg	\$ 13,774.44	\$ 12,438.00	\$ 12,578.50	\$ 14,364.12					
Hickory Hills	\$ 6,533.80	\$ 7,214.15	\$ 6,277.00	\$ 6,285.00	\$ 6,111.31	\$ 7,211.66	\$ 5,907.53		
Highland Park	\$ 157,292.95	\$ 124,821.13	\$ 146,822.30	\$ 162,723.99	\$ 197,245.44	\$ 187,628.93	\$ 190,755.00	\$ 195,665.00	\$ 217,719.00
Hoffman Estates	\$ 224,743.68	\$ 212,946.18	\$ 198,984.10	\$ 242,607.48	\$ 220,073.61		\$ 215,789.00	\$ 178,401.00	\$ 171,548.00
Homewood	\$ 46,109.42	\$ 58,791.21	\$ 86,969.94	\$ 94,252.31	\$ 93,873.82	\$ 106,994.38	\$ 121,028.64	\$ 82,003.00	\$ 118,123.00
Huntley						\$ 5,980.72	\$ 7,490.58	\$ 7,620.00	\$ 7,666.00
Huntley FPD							\$ 24,675.00	\$ 28,856.00	\$ 50,138.00
Indian Head Park	\$ 7,285.44	\$ 6,270.00	\$ 7,181.22	\$ 7,308.30	\$ 7,359.06	\$ 7,370.82	\$ 7,260.66		
Inverness FPD (Formerly Palatine Rural FPD)							\$ 7,391.00	\$ 8,029.00	\$ 8,408.00
Itasca FPD			\$ 9,393.00	\$ 32,849.00	\$ 35,723.00				
Jacksonville							\$ 25,200.00	\$ 28,800.00	\$ 30,600.00
Johnsburg	\$ 12,492.00	\$ 9,888.00	\$ 14,412.00	\$ 16,248.00					
Kewanee	\$ 19,689.78	\$ 16,780.44							
Kildeer	\$ 38,241.60	\$ 25,537.62	\$ 16,266.54	\$ 12,299.79	\$ 12,295.28		\$ 17,607.68	\$ 19,295.32	\$ 20,940.41
LaGrange Park	\$ 42,606.68	\$ 41,098.56	\$ 41,631.44	\$ 32,735.00	\$ 29,837.52	\$ 29,886.30	\$ 30,010.82	\$ 30,437.22	\$ 29,958.00
Lake Bluff	\$ 37,475.60	\$ 39,519.50	\$ 43,385.74	\$ 43,385.74			\$ 55,442.00	\$ 58,600.00	\$ 58,955.00
Lake Forest	\$ 10,921.00	\$ 12,191.00	\$ 10,038.00	\$ 10,427.00					
Lake in the Hills	\$ 5,586.36	\$ 5,882.34	\$ 6,202.32	\$ 6,661.92	\$ 6,872.04				
Lake Zurich	\$ 18,828.84	\$ 26,342.88	\$ 44,947.32	\$ 38,846.40	\$ 33,071.20	\$ 30,155.88	\$ 31,511.16	\$ 31,529.00	\$ 33,151.00
Lansing	\$ 22,243.08	\$ 22,923.00	\$ 23,515.44	\$ 90,238.30	\$ 120,235.80	\$ 120,235.80	\$ 133,350.84	\$ 134,648.16	
Libertyville	\$ 42,212.10	\$ 42,604.08	\$ 42,969.19	\$ 43,353.64	\$ 55,222.08	\$ 79,381.74	\$ 110,845.92	\$ 110,990.64	\$ 122,509.68
Lincoln						\$ 5,856.00	\$ 10,516.16	\$ 14,242.08	\$ 12,986.92
Lincoln FPD					\$ 10,194.00	\$ 40,796.00	\$ 17,244.00	\$ 17,244.00	\$ 17,244.00
Lincolnshire-Riverwoods FPD	\$ 18,850.32	\$ 20,250.72	\$ 24,252.96	\$ 16,850.76	\$ 16,913.40		\$ 17,008.00	\$ 20,343.00	\$ 63,682.00
Lincolnwood		\$ 7,272.00	\$ 24,504.00	\$ 24,360.00	\$ 26,880.00				
Lisle								\$ 12,759.52	
Lisle-Woodridge FPD	\$ 119,684.54	\$ 125,038.20	\$ 164,999.76	\$ 189,570.10	\$ 173,920.80	\$ 173,725.50	\$ 173,614.80	\$ 167,323.00	\$ 172,796.00
Lockport	\$ 6,324.75	\$ 21,934.44	\$ 22,254.36	\$ 21,391.98	\$ 13,290.78	\$ 24,945.84	\$ 23,304.96	\$ 10,809.00	\$ 10,782.00
Lockport FPD			\$ 4,604.00	\$ 53,002.00	\$ 80,796.00	\$ 61,091.00	\$ 63,925.00	\$ 101,653.00	\$ 84,645.00
Lombard	\$ 149,181.48	\$ 152,910.84	\$ 152,910.84	\$ 150,095.10	\$ 142,370.40	\$ 119,827.42	\$ 128,464.00	\$ 126,003.00	\$ 115,797.00
Mahomet				\$ 9,853.80	\$ 10,284.00			\$ 10,769.00	\$ 11,596.00
Manteno				\$ 10,942.74	\$ 22,842.84	\$ 21,057.12	\$ 23,168.48	\$ 23,299.68	\$ 24,031.84
Marengo	\$ 16,738.96	\$ 17,195.80	\$ 10,484.34	\$ 8,190.60	\$ 8,060.88		\$ 8,131.20	\$ 8,036.76	\$ 8,343.24
Marion	\$ 201,798.62	\$ 229,144.67	\$ 233,631.52	\$ 224,444.55	\$ 224,115.13				
Mascoutah	\$ 18,994.80	\$ 23,290.32	\$ 26,824.12	\$ 28,916.16	\$ 29,082.76	\$ 29,816.24	\$ 31,353.04	\$ 32,646.56	\$ 28,908.00
Mattoon	\$ 46,853.04	\$ 54,024.60	\$ 54,609.00	\$ 54,860.21	\$ 69,103.16	\$ 84,555.48	\$ 98,057.74	\$ 108,337.00	\$ 113,242.00
McHenry	\$ 18,319.32	\$ 24,107.08	\$ 25,867.12	\$ 25,698.25	\$ 24,554.76	\$ 25,250.46	\$ 26,467.64	\$ 14,694.26	\$ 15,174.00
Metropolis	\$ 4,461.36	\$ 4,545.36					\$ 25,728.36	\$ 39,897.48	\$ 40,478.76

**TABLE 5: Municipal Breakdown (Minooka FPD – St. Charles)**

Municipality	Reporting Year								
	2015	2016	2017	2018	2019	2020	2021	2022	2023
Minooka FPD							\$ 8,461.58	\$ 6,719.44	\$ 1,919.84
Mokena FPD							\$ 20,496.39	\$ 21,216.54	\$ 22,529.88
Moline	\$ 1,976.80	\$ 19,965.54	\$ 40,330.36	\$ 52,890.48	\$ 46,835.52	\$ 30,263.04	\$ 52,203.80	\$ 91,934.91	\$ 122,892.36
Montgomery	\$ 6,172.46	\$ 10,912.51	\$ 32,743.32	\$ 34,754.40	\$ 34,928.16	\$ 35,263.40	\$ 35,563.40	\$ 33,134.00	\$ 32,037.00
Morton Grove	\$ 127,396.74	\$ 130,312.38	\$ 141,996.14	\$ 164,874.18					
Mount Prospect	\$ 113,252.75	\$ 122,897.57	\$ 108,645.84	\$ 107,164.12	\$ 103,247.69	\$ 101,665.52	\$ 111,242.00	\$ 107,563.00	\$ 110,968.00
Mount Vernon	\$ 35,005.20	\$ 42,987.00	\$ 49,519.42	\$ 52,479.96	\$ 52,650.11	\$ 53,147.73	\$ 53,690.96	\$ 49,380.00	\$ 46,795.00
Mundelein	\$ 15,115.00	\$ 15,115.00	\$ 15,020.00	\$ 36,144.00	\$ 46,320.00			\$ 30,149.52	\$ 30,149.52
Naperville			\$ 91,448.56	\$ 109,479.27	\$ 115,889.04	\$ 115,889.04	\$ 140,099.97	\$ 157,011.04	\$ 172,266.20
New Lenox	\$ 7,309.20	\$ 7,309.20	\$ 7,491.96	\$ 8,953.44	\$ 9,624.96	\$ 9,337.12	\$ 9,840.00	\$ 9,840.00	\$ 9,840.00
Niles	\$ 226,316.16	\$ 245,536.83	\$ 296,154.72	\$ 270,286.04	\$ 271,820.94				
Normal	\$ 28,879.80	\$ 30,750.00	\$ 30,060.00	\$ 30,282.00	\$ 23,154.00	\$ 23,907.00	\$ 22,764.00	\$ 21,466.00	\$ 15,814.00
North Aurora								\$ 15,698.00	\$ 26,900.00
North Maine FPD	\$ 38,620.08	\$ 12,775.00					\$ 30,613.00	\$ 34,056.00	\$ 34,283.00
North Aurora FPD						\$ 7,728.84	\$ 20,670.15	\$ 24,161.94	\$ 27,204.00
Northbrook	\$ 40,541.00	\$ 35,366.00	\$ 83,470.00	\$ 56,822.00	\$ 53,124.00	\$ 50,546.00	\$ 79,561.00	\$ 64,158.00	\$ 60,998.00
Northfield	\$ 12,516.00	\$ 12,533.00	\$ 13,872.00	\$ 15,544.00	\$ 17,228.80	\$ 17,482.64	\$ 20,335.08		
Northlake FPD	\$ 105,609.35				\$ 92,166.38	\$ 103,724.76	\$ 110,973.37	\$ 107,745.00	\$ 120,787.00
Norwood Park FPD	\$ 12,874.80	\$ 25,672.60	\$ 29,742.12	\$ 29,559.72	\$ 28,936.80	\$ 29,640.48	\$ 28,936.68	\$ 23,587.00	\$ 22,540.00
Oak Forest	\$ 110,033.00	\$ 156,061.00	\$ 175,399.00	\$ 159,070.83	\$ 134,359.44				
Oak Lawn	\$ 86,208.84	\$ 107,271.14	\$ 110,067.48	\$ 117,546.72	\$ 109,483.52	\$ 133,589.40	\$ 200,383.43	\$ 218,802.94	\$ 202,908.00
Oak Park	\$ 9,452.33	\$ 14,485.24	\$ 14,567.55	\$ 15,217.60			\$ 49,270.00	\$ 49,270.00	\$ 62,418.00
Oakbrook Terrace	\$ 16,430.87	\$ 13,488.61	\$ 15,680.76	\$ 16,196.49	\$ 17,047.65				
Oakbrook	\$ 45,686.68	\$ 39,452.60	\$ 39,826.56	\$ 41,135.52	\$ 39,413.40		\$ 33,647.00	\$ 33,234.00	\$ 26,814.60
Olympia Fields	\$ 29,110.56	\$ 50,776.51	\$ 76,719.40	\$ 75,875.96	\$ 71,696.24		\$ 81,795.00	\$ 98,028.00	\$ 63,917.00
Orland FPD							\$ 97,817.03	\$ 130,871.96	\$ 188,056.20
Orland Park	\$ 32,038.44	\$ 32,038.44	\$ 32,634.00	\$ 34,633.92			\$ 39,656.00	\$ 59,635.00	\$ 49,986.00
Ottawa								\$ 35,664.00	\$ 42,017.00
Palatine	\$ 48,843.00	\$ 57,888.00	\$ 59,616.00	\$ 62,496.00	\$ 65,028.00	\$ 73,584.00	\$ 72,411.00	\$ 68,754.00	\$ 63,589.00
Palatine FPD						\$ 6,996.33			
Palos Hills							\$ 27,048.26		
Park Forest	\$ 63,755.28	\$ 69,331.32	\$ 56,504.46	\$ 51,656.37	\$ 54,376.32	\$ 54,376.24	\$ 56,552.52	\$ 57,077.00	\$ 61,086.00
Park Ridge	\$ 49,168.92	\$ 55,534.50	\$ 54,443.88	\$ 58,210.86	\$ 61,027.94	\$ 61,489.32	\$ 61,353.96		
Pekin	\$ 54,373.98	\$ 74,061.00	\$ 81,160.80	\$ 67,438.44	\$ 83,661.81	\$ 58,199.76	\$ 56,157.72	\$ 57,691.68	\$ 100,443.00
Peoria	\$ 170,739.36	\$ 179,906.67	\$ 155,030.86	\$ 168,037.36	\$ 198,115.32	\$ 155,780.91	\$ 181,135.00	\$ 190,394.00	\$ 185,605.00
Peru	\$ 6,302.82	\$ 12,951.60	\$ 13,572.96	\$ 12,144.24	\$ 13,598.88	\$ 14,314.80	\$ 17,194.20		
Plainfield	\$ 19,370.04	\$ 19,917.18	\$ 20,971.74	\$ 20,992.68	\$ 21,020.00	\$ 21,348.16	\$ 19,937.64	\$ 19,359.56	\$ 13,351.52
Plano	\$ 27,155.11	\$ 28,394.19	\$ 26,816.22	\$ 31,794.27	\$ 32,234.48	\$ 33,158.20	\$ 34,787.06	\$ 33,770.56	\$ 34,864.68
Pleasantview FPD	\$ 18,113.58	\$ 18,898.08	\$ 21,578.64	\$ 22,970.16	\$ 24,324.72	\$ 25,095.24	\$ 23,803.80	\$ 23,396.16	\$ 23,737.44
Pontoon Beach							\$ 3,665.65	\$ 45,213.24	\$ 37,537.44
Posen	\$ 9,537.36	\$ 10,134.48	\$ 11,023.56	\$ 11,745.96	\$ 12,994.20				
Princeton	\$ 37,500.00	\$ 38,000.00	\$ 45,000.00	\$ 42,000.00					
Quincy	\$ 115,866.72	\$ 116,054.04	\$ 116,054.04	\$ 116,054.04	\$ 121,913.28	\$ 111,741.76	\$ 109,597.72	\$ 129,230.36	\$ 116,405.00
River Forest	\$ 50,015.48	\$ 42,030.96				\$ 41,658.04	\$ 39,703.56		
Rock Falls			\$ 19,970.00	\$ 21,894.00	\$ 22,419.48	\$ 22,769.80	\$ 23,751.86	\$ 25,945.84	\$ 27,164.86
Rock Island	\$ 18,766.20	\$ 20,988.69	\$ 31,910.76	\$ 48,547.83	\$ 50,844.92				
Rockford	\$ 210,576.30	\$ 273,347.40	\$ 304,875.39	\$ 334,118.88	\$ 326,131.24	\$ 371,444.00	\$ 427,044.00	\$ 37,320.00	\$ 36,563.00
Rolling Meadows	\$ 22,711.86	\$ 22,429.26	\$ 22,717.08	\$ 23,913.72	\$ 49,023.12	\$ 49,709.52	\$ 51,250.32		
Roscoe	\$ 10,265.00	\$ 12,191.00	\$ 12,689.00	\$ 11,892.00	\$ 6,526.00	\$ 6,252.00	\$ 6,527.00	\$ 5,947.00	\$ 5,833.00
Roselle				\$ 3,799.47	\$ 16,393.92	\$ 17,644.14	\$ 18,042.48	\$ 17,879.76	\$ 17,532.60
Round Lake							\$ 2,355.70		
Round Lake Beach									\$ 5,904.68
Schaumburg	\$ 332,561.00	\$ 333,572.00	\$ 342,834.00	\$ 324,400.00	\$ 327,186.00	\$ 293,890.00	\$ 314,300.00		
Schiller Park	\$ 107,713.08	\$ 124,728.80	\$ 146,309.40	\$ 112,229.08	\$ 164,903.49	\$ 139,209.28	\$ 134,275.68		
Skokie	\$ 98,086.98	\$ 115,943.28	\$ 129,679.44	\$ 134,217.84	\$ 134,217.84	\$ 233,965.38	\$ 167,538.32		
South Elgin	\$ 25,097.20	\$ 27,832.20	\$ 33,693.60	\$ 32,206.83	\$ 32,922.94	\$ 83,973.72	\$ 76,234.32	\$ 68,978.64	\$ 63,998.00
South Holland	\$ 6,589.52	\$ 7,721.31	\$ 8,112.52	\$ 8,624.16					
South Jacksonville			\$ 16,003.40	\$ 13,640.52	\$ 15,129.24				
Spring Valley	\$ 11,176.38	\$ 11,625.94	\$ 26,303.64	\$ 27,270.92	\$ 25,673.22	\$ 15,710.88	\$ 14,364.16	\$ 10,763.52	\$ 22,769.30
Springfield	\$ 68,538.24	\$ 79,968.96	\$ 103,223.64	\$ 103,733.76	\$ 101,063.04	\$ 101,891.64	\$ 105,869.40	\$ 115,806.15	\$ 121,492.92
St. Charles	\$ 32,185.16	\$ 32,589.36	\$ 34,978.32	\$ 31,393.11	\$ 46,636.68	\$ 46,636.68	\$ 51,237.60	\$ 51,208.00	\$ 40,039.00

**TABLE 6: Municipal Breakdown (Sterling – Zion)**

Municipality	Reporting Year								
	2015	2016	2017	2018	2019	2020	2021	2022	2023
Sterling	\$ 66,863.16	\$ 50,100.96	\$ 57,497.76	\$ 63,641.04	\$ 36,079.20	\$ 33,112.20	\$ 52,337.88	\$ 52,337.88	\$ 42,618.00
Stickney	\$ 33,648.00	\$ 31,716.00	\$ 20,720.00	\$ 10,991.00	\$ 12,210.00				
Streamwood	\$ 105,122.11	\$ 130,513.76	\$ 134,866.02	\$ 151,222.20	\$ 183,041.36	\$ 215,310.08	\$ 225,696.00	\$ 254,047.00	\$ 288,396.00
Streator	\$ 24,595.80	\$ 36,015.01	\$ 55,879.44	\$ 56,577.12	\$ 56,286.50	\$ 87,890.40	\$ 93,429.72	\$ 116,200.62	
Sugar Grove	\$ 22,306.58	\$ 24,296.17	\$ 28,252.21	\$ 21,273.56	\$ 22,598.40	\$ 11,717.72	\$ 12,702.48	\$ 14,169.88	\$ 16,849.96
Swansea	\$ 23,382.00	\$ 11,796.00							
Sycamore	\$ 30,416.04	\$ 31,210.60	\$ 50,979.48	\$ 54,277.68	\$ 57,858.28				
Tinley Park	\$ 27,734.04	\$ 27,549.16	\$ 28,177.45	\$ 40,192.15					
Tri-Township FPD						\$ 13,564.40	\$ 13,107.04	\$ 14,320.18	\$ 15,228.24
Troy FPD									\$ 16,866.36
Urbana	\$ 15,360.00	\$ 21,608.00	\$ 37,120.00	\$ 39,709.00	\$ 40,640.00	\$ 41,470.00	\$ 52,449.00	\$ 60,506.00	\$ 58,532.00
Vernon Hills	\$ 17,578.39	\$ 12,231.53	\$ 9,301.38	\$ 71,608.96		\$ 35,242.70	\$ 40,989.91	\$ 63,885.00	\$ 70,283.00
Villa Park	\$ 57,959.64	\$ 57,380.04	\$ 57,380.04	\$ 57,380.04	\$ 50,299.72				
Warrenville FPD	\$ 16,620.00	\$ 17,480.00	\$ 18,330.00	\$ 19,710.00	\$ 20,340.00	\$ 21,570.00	\$ 17,310.00		
West Dundee				\$ 24,159.72	\$ 25,001.64	\$ 25,226.64	\$ 26,730.64		
Westchester								\$ 34,710.00	\$ 34,225.00
Western Springs							\$ 16,683.00	\$ 18,213.12	\$ 19,031.52
Wheaton	\$ 7,783.80	\$ 7,802.96	\$ 8,215.24	\$ 21,217.48	\$ 27,660.42	\$ 27,721.86	\$ 28,369.44	\$ 30,557.00	\$ 30,608.00
Wheeling	\$ 99,720.66	\$ 101,031.78	\$ 104,481.22	\$ 110,149.56	\$ 114,571.44	\$ 115,887.66	\$ 122,673.51	\$ 123,960.00	\$ 116,031.00
William Rainey Harper College	\$ 13,114.80	\$ 14,033.28	\$ 15,274.20	\$ 15,477.72					
Willowbrook					\$ 4,528.25			\$ 16,412.28	\$ 16,663.56
Wilmington FPD								\$ 2,094.24	
Winfield	\$ 8,734.82	\$ 9,224.60	\$ 9,887.26	\$ 10,762.00	\$ 11,349.78	\$ 10,886.08	\$ 10,775.88	\$ 10,766.48	\$ 11,202.20
Wood Dale FPD	\$ 148,925.00	\$ 98,844.00	\$ 99,199.00	\$ 154,019.00	\$ 158,290.00	\$ 121,028.47	\$ 117,214.26	\$ 119,427.00	\$ 112,161.00
Wood Dale	\$ 18,737.88	\$ 19,562.40	\$ 29,894.91	\$ 49,155.72	\$ 51,505.68				
Woodridge				\$ 6,711.36	\$ 7,108.92	\$ 7,364.00	\$ 6,845.28	\$ 6,256.08	\$ 12,066.06
Worth	\$ 30,381.60	\$ 27,607.92	\$ 54,504.72	\$ 54,892.80	\$ 48,082.32	\$ 54,769.44	\$ 54,868.84	\$ 55,903.58	\$ 43,397.00
Zion	\$ 152,256.00	\$ 154,202.00	\$ 1,537.00						
<b>Total Premiums</b>	<b>\$ 9,788,445.96</b>	<b>\$ 10,230,949.43</b>	<b>\$ 9,972,147.55</b>	<b>\$ 10,749,611.07</b>	<b>\$ 10,764,473.88</b>	<b>\$ 9,201,244.05</b>	<b>\$ 11,732,459.87</b>	<b>\$ 9,906,954.84</b>	<b>\$ 10,078,292.10</b>

## **City of Chicago**

For the 2024 PSEBA report, the city of Chicago once again did not provide information regarding their PSEBA recipients. Chicago's 2018 recipient data is included in this report for the purposes of demographic comparison. As there is very limited change in the number of recipients from year to year in an individual city, it is useful to include the 2018 individual data from Chicago for aggregate demographic trend analysis. Chicago contains a large portion of the overall population of the State of Illinois and a correspondingly large number of PSEBA-applicable police, fire, ambulance, and park service personnel. Information regarding their usage of PSEBA would normally help to better understand the overall situation for the state of Illinois.

However, unlike the other municipalities surveyed, the city of Chicago is a self-insured entity. While insurance payments to vendors (such as Blue Cross Blue Shield, Health Alliance, etc.) and various items of information could be obtained from other entities, Chicago does not have an easy means of comparison. Furthermore, relatively few PSEBA-applicable individuals in the city of Chicago choose to participate in PSEBA. According to communications with representatives of Chicago, this is due to most individuals injured in the line of duty choosing to stay in their existing plan, which offers equivalent (or arguably better) coverage than the PSEBA plan utilized by the City. Despite those limitations, the City of Chicago did supply relevant PSEBA data in 2018 which is included in this report regarding a number of beneficiaries who chose to participate in PSEBA. Within the demographic limits described above, this data is useful for aggregate comparisons within the PSEBA recipient cohort.

## **Conclusion**

As a result of Public Act 98-0561, the Commission on Government Forecasting and Accountability (CGFA) analyzed the Public Safety Employee Benefits Act (PSEBA) and the individuals/municipalities/counties participating in the Act in 2014, 2016, 2018, 2020, 2022, and now in 2024. The results of that analysis have a number of relevant points. The individuals collecting benefits under the PSEBA since its inception in 1997 have all served their municipalities/counties and have been injured in the course of their service. They vary significantly in age and type of injury and at least some of them have insurance from their current employer or their spouse's employer. Since the enactment of the PSEBA law, total premiums across all municipalities have grown exponentially. This exponential growth is explained by the confluence of both increasing premiums and increasing PSEBA headcount.

Across all PSEBA recipients, individuals' insurance premiums varied greatly, as some amounted to less than \$1,000 in the 2023 Reporting Year while others were over \$43,000 in 2023. Additionally, the municipalities and counties covered under the PSEBA have vastly different premium costs. While premium payments in some municipalities were lower than \$10,000, other municipalities paid over \$500,000 in Reporting Year 2023. There is a disparity in premium costs, though the median paid out for premiums is approximately \$41,000 in 2023. While 75%



of municipalities paid less than approximately \$100,000 in 2023, there are some outliers that pay much more. The total state-wide PSEBA premiums paid each year appears to be increasing at a linear rate, as the rate of new municipalities entering PSEBA has moderated in recent years. Overall, the end result is a steady increase in cost across the state due to the PSEBA.

As in prior years, for the 2024 report, certain data was unable to be collected and/or analyzed. Public Act 98-0561 required CGFA to use a specific form detailed in the Act to collect information for analysis. However, the statutorily-required form's inquiries do not answer certain other questions posed by the Act regarding individual health insurance plans. Furthermore, answering said questions would require first surveying hundreds of employers, public and private alike, and potentially thousands of individual and group plans offered by these companies. CGFA has neither the personnel nor the resources necessary for a comprehensive analysis and comparison of insurance plans. In order to make a determination as to the associated costs and benefit levels of health insurance provided to PSEBA recipients and their spouses from a current employer, as set forth in subsection C of P.A. 98-0561, CGFA would need guidance from a competent legal authority as to whether the data collection requirements of subsection C comport with and are allowable under the Health Insurance Portability and Accountability Act (HIPAA). Also, it is hoped that results could be submitted to CGFA more quickly in the future. With additional information, CGFA could make more-comprehensive analyses of this important issue.

Despite the difficulties detailed above, CGFA has strived to provide a thorough analysis of the PSEBA program and the individuals/municipalities/counties involved. It is apparent that despite the similarities between individuals within the program, the health premiums encountered on the part of municipalities/counties are significantly different. This difference is shown in municipalities across the state, regardless of location or population. The causes of the differing premiums are unknown, but continue to provide material for research, as health care costs continue to rise from year to year. Many factors may contribute to these differences, including health insurance plan coverage areas, hospital access, treatment rates, and physician networks.

## APPENDIX I - PSEBA Case Law Summary

Appendix I summarizes five PSEBA-related Illinois Supreme Court decisions. These case summaries are not meant to be an exhaustive, all-inclusive summation of the judicial evolution of the PSEBA statute, but rather they are added here as appendix to this report to help the reader gain insight as to how the state's high court has ruled on critical aspects of PSEBA.

### *Krohe v. City of Bloomington, 2003*

In *Krohe*, the court noted the absence of an explicit definition of the phrase "catastrophic injury" in the PSEBA law and also observed that the aforementioned phrase contains a degree of ambiguity, uncertainty, and subjectivity. The court found that none of the definitions of "catastrophic injury" put forth by the City of Bloomington were rooted in the plain language of the statute, particularly the argument that a "catastrophic injury" is one which renders a firefighter incapable of engaging in *any* gainful employment. The court also observed that such definitions of "catastrophic injury" as favored by the city could not serve to reliably identify what types of injuries would qualify as "catastrophic." Two hypothetical examples cited in the opinion were injuries that led to the loss of vision or loss of a limb. While such injuries would preclude a firefighter from pursuing his or her chosen profession, such injuries would not necessarily preclude a firefighter from obtaining gainful employment with economic benefits comparable to that of a firefighter.

In an attempt to ascertain the meaning of "catastrophic injury," the court looked to the legislative history of HB 1347, during which Senator Laura Kent Donahue noted that the phrase "catastrophically injured" meant when a police officer or firefighter is forced to take a line of duty disability. The court did note that Senator Donahue's comments were made during a veto override motion and therefore played no role in the General Assembly's initial enactment of PSEBA. However, the court recounted several statements made during floor debate preceding Governor Edgar's veto of HB 1347 that reflected the essential elements of Senator Donahue's statement linking catastrophic injuries to line-of-duty disabilities. Accordingly, the court held that the phrase "catastrophic injury" under the PSEBA law is synonymous with an injury resulting from a line-of-duty disability under the Pension Code.

### *Nowak v. The City of Country Club Hills (2011)*

In *Nowak*, the Supreme Court found that an employer's obligation to pay PSEBA benefits begins on the date that the pension board determines that the officer's injury is "catastrophic." The appellee, a former police officer for the City of Country Club Hills, had argued that the city's obligation to pay PSEBA benefits began on the date of the injury rather than the date of the determination of the pension board that a duty disability pension was payable. In *Nowak*, the court again cited the legislative history to underscore the argument that PSEBA benefits are fundamentally post-employment benefits that do not take effect until the officer's employment has been terminated via a disability award. Furthermore, the court noted that all parties to the lawsuit agreed as to the date of the injury of appellee Nowak, but rejected his argument that PSEBA benefits begin on the date of injury on the grounds that similar disability cases had been adjudicated in which the date of the catastrophic injury could not be readily identified. Such

disability awards were usually granted on the basis of the cumulative effects of a previous injury or several previous injuries, making the precise date of the injury difficult, if not impossible, to determine. Hence, *Nowak* established the precedent that PSEBA benefits begin to accrue on the date that it is determined by the relevant governing body that the officer has suffered a catastrophic injury and thus qualifies for a line-of-duty disability pension.

*Gaffney v. Orland Fire Protection District (2012)*

*Gaffney* was a consolidated appeal of two cases heard by the Illinois Supreme Court in order to determine if PSEBA benefits accrue to firefighters who become catastrophically injured during a training exercise. Michael Gaffney was employed by the Orland Fire Protection District in 2005 when he participated in a live-fire training exercise and sustained a shoulder injury while attempting to free a fire hose that had become hooked onto a loveseat. The court found that Gaffney met the first threshold for PSEBA benefits inasmuch as he sustained a catastrophic injury. However, the court needed to resolve the question of whether or not Gaffney's injuries were incurred as a response to what was reasonably believed to be an emergency, as is required by the second prong of the PSEBA law, 820 ILCS 320/10 (b). The court held that during the training exercise, an emergency arose through unforeseen circumstances that posed an imminent danger to Gaffney as the tangled fire hose demanded an urgent response. Thus, the court found that Gaffney's belief that he was responding to an emergency during a training exercise fell within the purview of PSEBA. As a result, Gaffney was entitled to continuing health insurance coverage for himself and his family under PSEBA.

Brian J. Lemmens, co-appellee in the consolidated case and also a former Orland Fire Protection District firefighter, injured his knee during a training exercise at an abandoned factory in September of 2002. The exercise, which was performed under "emergency circumstances," was carried out with the objective of rescuing a trapped firefighter who was about to run out of air and needed to be rescued before he would perish. The training exercise was designed using the circumstances of an actual supermarket fire that occurred in Phoenix, Arizona. There was no live fire during the training exercise, but the firefighter's masks were blacked out to simulate live fire conditions. The court found that the facts of the case did not establish any unforeseen circumstances involving imminent danger which demanded an urgent response, unlike the situation in *Gaffney*. Hence, Lemmens did not meet the threshold of section 10(b) of the PSEBA law which requires the reasonable belief of the existence of an actual emergency, and did not qualify for continuing insurance coverage under PSEBA.

*Village of Vernon Hills v. Heelan (2015)*

William J. Heelan was a police officer for the Village of Vernon Hills who became disabled after slipping on ice while responding to an emergency call. After undergoing two hip replacement surgeries, Heelan was awarded a line-of-duty disability benefit under Article 3 of the Pension Code. The Village of Vernon Hills asked the Supreme Court's to re-visit its definition of "catastrophic injury" as established in *Khroe* twelve years earlier. Specifically, the village argued that the award of a line-of-duty disability benefit did not "irrefutably establish" a catastrophic injury under PSEBA. The Village of Vernon Hills also argued that under *Khroe*, an employer was not prohibited from litigating the nature, extent, or cause of an officer's injury

as part of a declaratory judgment action. The court rejected these arguments by citing the legislature's intent that an officer's injuries are deemed to be catastrophic whenever the officer in question qualifies for a line-of-duty disability pension benefit.

Therefore, *Heelan* established the precedent that there is no need to engage in a discovery process or allow the parties in conflict to present evidence regarding the officer's injury in a PSEBA case once a line-of-duty disability pension benefit has been awarded.

*Marquardt v. City of Des Plaines (2018)*

PSEBA benefit denied by city after police officer injured his knee inspecting the load of an overweight truck. City argued that officer's injury did not occur under any of the four criterion specified in the PSEBA law: 1) response to fresh pursuit, (2) response to an emergency, (3) the unlawful act by another, or (4) during the investigation of a criminal act. In particular, the city claimed that the injury did not occur as a result of the truck driver's unlawful act, but during the subsequent inspection of the truck. First District Appellate Court reversed and awarded PSEBA benefit.

**Public Act 90-0535**

HB1347 Enrolled

LRB9003884JSgc

AN ACT concerning benefits for certain public safety officers. Be it enacted by the People of the State of Illinois, represented in the General Assembly:

Section 1. Short title. This Act may be cited as the Public Safety Employee Benefits Act.

Section 5. Declaration of State interest. The General Assembly determines and declares that the provisions of this Act fulfill an important State interest.

Section 10. Required health coverage benefits.

(a) An employer who employs a full-time law enforcement, correctional or correctional probation officer, or firefighter, who, on or after the effective date of this Act suffers a catastrophic injury or is killed in the line of duty shall pay the entire premium of the employer's health insurance plan for the injured employee, the injured employee's spouse, and for each dependent child of the injured employee until the child reaches the age of majority or until the end of the calendar year in which the child reaches the age of 25 if the child continues to be dependent for support or the child is a full-time or part-time student and is dependent for support. The term "health insurance plan" does not include supplemental benefits that are not part of the basic group health insurance plan. If the injured employee subsequently dies, the employer shall continue to pay the entire health insurance premium for the surviving spouse until remarried and for the dependent children under the conditions established in this Section. However:

(1) Health insurance benefits payable from any other source shall reduce benefits payable under this Section.

(2) It is unlawful for a person to willfully and knowingly make, or cause to be made, or to assist, conspire with, or urge another to make, or cause to be made, any false, fraudulent, or misleading oral or written statement to obtain health insurance coverage as provided under this Section. A violation of this item is a Class A misdemeanor.

(3) Upon conviction for a violation described in item (2), a law enforcement, correctional or correctional probation officer, or other beneficiary who receives or seeks to receive health insurance benefits under this Section shall forfeit the right to receive health insurance benefits and shall reimburse the employer for all benefits paid due to the fraud or other prohibited activity. For purposes of this item, "conviction" means a determination of guilt that is the result of a plea or trial, regardless of whether adjudication is withheld.

(b) In order for the law enforcement, correctional or correctional probation officer, firefighter, spouse, or dependent children to be eligible for insurance coverage under this Act, the injury or death must have occurred as the result of the officer's response to fresh pursuit, the officer or firefighter's response to what is reasonably believed to be an emergency, an unlawful act perpetrated by another, or during the investigation of a criminal act. Nothing in this Section shall be construed to limit health insurance coverage or pension benefits for which the officer, firefighter, spouse, or dependent children may otherwise be eligible.

Section 15. Required educational benefits. If a firefighter, law enforcement, or correctional or correctional probation officer is accidentally or unlawfully and intentionally killed as specified in subsection (b) of Section 5 on or after July 1, 1980, the State shall waive certain educational expenses which children of the deceased incur while obtaining a vocational-technical certificate or an undergraduate education at a State supported institution. The amount waived by the State shall be an amount equal to the cost of tuition and matriculation and registration fees for a total of 120 credit hours. The child may attend a State vocational-technical school, a public community college, or a state university. The child may attend any or all of the institutions specified in this Section, on either a full-time or part-time basis. The benefits provided under this Section shall continue to the child until the child's 25th birthday.

(1) Upon failure of any child benefited by the provisions of this Section to comply with the ordinary and minimum requirements of the institution attended, both as to discipline and scholarship, the benefits shall be withdrawn as to the child and no further moneys may be expended for the child's benefits so long as the failure or delinquency continues.

(2) Only a student in good standing in his or her respective institution may receive the benefits under this Section.

(3) A child receiving benefits under this Section must be enrolled according to the customary rules and requirements of the institution attended.

Section 20. Home rule. An employer, including a home rule unit, that employs a full-time law enforcement, correctional or correctional probation officer, or firefighter may not provide benefits to persons covered under this Act in a manner inconsistent with the requirements of this Act. This Act is a limitation under subsection (i) of Section 6 of Article VII of the Illinois Constitution on the concurrent exercise of powers and functions exercised by the State.

Section 95. The State Mandates Act is amended by adding Section 8.21 as follows:

(30 ILCS 805/8.21 new) Sec. 8.21. Exempt mandate. Notwithstanding Sections 6 and 8 of this Act, no reimbursement by the State is required for the implementation of any mandate created by this amendatory Act of 1997.

Section 99. Effective date. This Act takes effect upon becoming law.

**Public Act 098-0561**

SB1245 Enrolled      LRB098 00197 KTG 30200 b

AN ACT concerning employment. Be it enacted by the People of the State of Illinois, represented in the General Assembly:

Section 5. The Public Safety Employee Benefits Act is amended by adding Section 17 as follows:

(820 ILCS 320/17 new)

Sec. 17. Reporting forms.

(a) A person who qualified for benefits under subsections (a) and (b) of Section 10 of this Act (hereinafter referred to as "PSEBA recipient") shall be required to file a form with his or her employer as prescribed in this Section. The Commission on Government Forecasting and Accountability (CGFA) shall use the form created in this Act and prescribe the content of the report in cooperation with one statewide labor organization representing police, one statewide law enforcement organization, one statewide labor organization representing firefighters employed by at least 100 municipalities in this State that is affiliated with the Illinois State Federation of Labor, one statewide labor organization representing correctional officers and parole agents that is affiliated with the Illinois State Federation of Labor, one statewide organization representing municipalities, and one regional organization representing municipalities. CGFA may accept comment from any source, but shall not be required to solicit public comment. Within 60 days after the effective date of this amendatory Act of the 98th General Assembly, CGFA shall remit a copy of the form contained in this subsection to all employers subject to this Act and shall make a copy available on its website.

"PSEBA RECIPIENT REPORTING FORM:

Under Section 17 of the Public Safety Employee Benefits Act (820 ILCS 320/17), the Commission on Government Forecasting and Accountability (CGFA) is charged with creating and submitting a report to the Governor and the General Assembly setting forth information regarding recipients and benefits payable under the Public Safety Employee Benefits Act (Act). The Act requires employers providing PSEBA benefits to distribute this form to any former peace officer, firefighter, or correctional officer currently in receipt of PSEBA benefits.

The responses to the questions below will be used by CGFA to compile information regarding the PSEBA benefit for its report. The Act prohibits the release of any personal information concerning the PSEBA recipient and exempts the reported information from the requirements of the Freedom of Information Act (FOIA).

The Act requires the PSEBA recipient to complete this form and submit it to the employer providing PSEBA benefits within 60 days of receipt. If the PSEBA recipient fails to submit this form within 60 days of receipt, the employer is required to notify the PSEBA recipient of non-compliance and provide an additional 30 days to submit the required form. Failure to submit the

form in a timely manner will result in the PSEBA recipient incurring responsibility for reimbursing the employer for premiums paid during the period the form is due and not filed.

- (1) PSEBA recipient's name:
- (2) PSEBA recipient's date of birth:
- (3) Name of the employer providing PSEBA benefits:
- (4) Date the PSEBA benefit first became payable:
- (5) What was the medical diagnosis of the injury that qualified you for the PSEBA benefit?
- (6) Are you currently employed with compensation?
- (7) If so, what is the name(s) of your current employer(s)?
- (8) Are you or your spouse enrolled in a health insurance plan provided by your current employer or another source?
- (9) Have you or your spouse been offered or provided access to health insurance from your current employer(s)? If you answered yes to question 8 or 9, please provide the name of the employer, the name of the insurance provider(s), and a general description of the type(s) of insurance offered (HMO, PPO, HSA, etc.):
- (10) Are you or your spouse enrolled in a health insurance plan provided by a current employer of your spouse?
- (11) Have you or your spouse been offered or provided access to health insurance provided by a current employer of your spouse? If you answered yes to question 10 or 11, please provide the name of the employer, the name of the insurance provider, and a general description of the type of insurance offered (HMO, PPO, HSA, etc.) by an employer of your spouse:"

CGFA shall notify an employer of its obligation to notify any PSEBA recipient receiving benefits under this Act of that recipient's obligation to file a report under this Section. A PSEBA recipient receiving benefits under this Act must complete and return this form to the employer within 60 days of receipt of such form. Any PSEBA recipient who has been given notice as provided under this Section and who fails to timely file a report under this Section within 60 days after receipt of this form shall be notified by the employer that he or she has 30 days to submit the report or risk incurring the cost of his or her benefits provided under this Act. An employer may seek reimbursement for premium payments for a PSEBA recipient who fails to file this report with the employer 30 days after receiving this notice. The PSEBA recipient is responsible for reimbursing the employer for premiums paid during the period the report is due and not filed. Employers shall return this form to CGFA within 30 days after receiving the form from the PSEBA recipient.

Any information collected by the employer under this Section shall be exempt from the requirements of the Freedom of Information Act except for data collected in the aggregate that does not reveal any personal information concerning the PSEBA recipient.

By July 1 of every odd-numbered year, beginning in 2015, employers subject to this Act must send the form contained in this subsection to all PSEBA recipients eligible for benefits under this Act. The PSEBA recipient must complete and return this form by September 1 of that year. Any



PSEBA recipient who has been given notice as provided under this Section and who fails to timely file a completed form under this Section within 60 days after receipt of this form shall be notified by the employer that he or she has 30 days to submit the form or risk incurring the costs of his or her benefits provided under this Act. The PSEBA recipient is responsible for reimbursing the employer for premiums paid during the period the report is due and not filed. The employer shall resume premium payments upon receipt of the completed form. Employers shall return this form to CGFA within 30 days after receiving the form from the PSEBA recipient.

(b) An employer subject to this Act shall complete and file the form contained in this subsection.

**"EMPLOYER SUBJECT TO PSEBA REPORTING FORM:**

Under Section 17 of the Public Safety Employee Benefits Act (820 ILCS 320/17), the Commission on Government Forecasting and Accountability (CGFA) is charged with creating and submitting a report to the Governor and General Assembly setting forth information regarding recipients and benefits payable under the Public Safety Employee Benefits Act (Act). The responses to the questions below will be used by CGFA to compile information regarding the PSEBA benefit for its report. The Act requires all employers subject to the PSEBA Act to submit the following information within 120 days after receipt of this form.

- (1) Name of the employer:
- (2) The number of PSEBA benefit applications filed under the Act during the reporting period provided in the aggregate and listed individually by name of applicant and date of application:
- (3) The number of PSEBA benefits and names of PSEBA recipients receiving benefits awarded under the Act during the reporting period provided in the aggregate and listed individually by name of applicant and date of application:
- (4) The cost of the health insurance premiums paid due to PSEBA benefits awarded under the Act during the reporting period provided in the aggregate and listed individually by name of PSEBA recipient:
- (5) The number of PSEBA benefit applications filed under the Act since the inception of the Act provided in the aggregate and listed individually by name of applicant and date of application:
- (6) The number of PSEBA benefits awarded under the Act since the inception of the Act provided in the aggregate and listed individually by name of applicant and date of application:
- (7) The cost of health insurance premiums paid due to PSEBA benefits awarded under the Act since the inception of the Act provided in the aggregate and listed individually by name of PSEBA recipient:
- (8) The current annual cost of health insurance premiums paid for PSEBA benefits awarded under the Act provided in the aggregate and listed individually by name of PSEBA recipient:
- (9) The annual cost of health insurance premiums paid for PSEBA benefits awarded under the Act listed by year since the inception of the Act provided in annual aggregate amounts and listed individually by name of

PSEBA recipient:

- (10) A description of health insurance benefit levels currently provided by the employer to the PSEBA recipient:
- (11) The total cost of the monthly health insurance premium currently provided to the PSEBA recipient:
- (12) The other costs of the health insurance benefit currently provided to the PSEBA recipient including, but not limited to:
  - (i) the co-pay requirements of the health insurance policy provided to the PSEBA recipient;
  - (ii) the out-of-pocket deductibles of the health insurance policy provided to the PSEBA recipient;
  - (iii) any pharmaceutical benefits and co-pays provided in the insurance policy; and
  - (iv) any policy limits of the health insurance policy provided to the PSEBA recipient."

An employer covered under this Act shall file copies of the PSEBA Recipient Reporting Form and the Employer Subject to the PSEBA Act Reporting Form with CGFA within 120 days after receipt of the Employer Subject to the PSEBA Act Reporting Form.

The first form filed with CGFA under this Section shall contain all information required by this Section. All forms filed by the employer thereafter shall set forth the required information for the 24-month period ending on June 30 preceding the deadline date for filing the report.

Whenever possible, communication between CGFA and employers as required by this Act shall be through electronic means.

(c) For the purpose of creating the report required under subsection (d), upon receipt of each PSEBA Benefit Recipient Form, or as soon as reasonably practicable, CGFA shall make a determination of whether the PSEBA benefit recipient or the PSEBA benefit recipient's spouse meets one of the following criteria:

- (1) the PSEBA benefit recipient or the PSEBA benefit recipient's spouse is receiving health insurance from a current employer, a current employer of his or her spouse, or another source;
- (2) the PSEBA benefit recipient or the PSEBA benefit recipient's spouse has been offered or provided access to health insurance from a current employer or employers.

If one or both of the criteria are met, CGFA shall make the following determinations of the associated costs and benefit levels of health insurance provided or offered to the PSEBA benefit recipient or the PSEBA benefit recipient's spouse:

(A) a description of health insurance benefit levels offered to or received by the PSEBA benefit recipient or the PSEBA benefit recipient's spouse from a current employer or a current employer of the PSEBA benefit recipient's spouse;

(B) the monthly premium cost of health insurance benefits offered to or received by the PSEBA benefit recipient or the PSEBA benefit recipient's spouse from a current employer or a current employer of the PSEBA benefit recipient's spouse including, but not limited to:

- (i) the total monthly cost of the health insurance premium;
- (ii) the monthly amount of the health insurance premium to be paid by the employer;
- (iii) the monthly amount of the health insurance premium to be paid by the PSEBA benefit recipient or the PSEBA benefit recipient's spouse;
- (iv) the co-pay requirements of the health insurance policy;

- (v) the out-of-pocket deductibles of the health insurance policy;
- (vi) any pharmaceutical benefits and co-pays provided in the insurance policy;
- (vii) any policy limits of the health insurance policy.

CGFA shall summarize the related costs and benefit levels of health insurance provided or available to the PSEBA benefit recipient or the PSEBA benefit recipient's spouse and contrast the results to the cost and benefit levels of health insurance currently provided by the employer subject to this Act. This information shall be included in the report required in subsection (d).

(d) By June 1, 2014, and by January 1 of every even-numbered year thereafter beginning in 2016, CGFA shall submit a report to the Governor and the General Assembly setting forth the information received under subsections (a) and (b). The report shall aggregate data in such a way as to not reveal the identity of any single beneficiary. The requirement for reporting to the General Assembly shall be satisfied by filing copies of the report with the Speaker, Minority Leader, and Clerk of the House of Representatives, the President, Minority Leader, and Secretary of the Senate, the Legislative Research Unit as required under Section 3.1 of the General Assembly Organization Act, and the State Government Report Distribution Center for the General Assembly as required under paragraph (t) of Section 7 of the State Library Act. CGFA shall make this report available electronically on a publicly accessible website.

Section 99. Effective date. This Act takes effect upon becoming law.

**Public Act 099-0239**

HB2916 Enrolled LRB099 08065 EFG 28211 b

AN ACT concerning public employee benefits.

Be it enacted by the People of the State of Illinois, represented in the General Assembly:

Section 5. The Illinois Pension Code is amended by changing Section 7-172.1 as follows:

(40 ILCS 5/7-172.1) (from Ch. 108 1/2, par. 7-172.1)

Sec. 7-172.1. Actions to enforce payments by municipalities and instrumentalities.

(a) If any participating municipality or participating instrumentality fails to transmit to the Fund contributions required of it under this Article or contributions collected by it from its participating employees for the purposes of this Article for more than 60 90 days after the payment of such contributions is due, the Fund, after giving notice to such municipality or instrumentality, may certify to the State Comptroller the amounts of such delinquent payments and the Comptroller shall deduct the amounts so certified or any part thereof from any grants of State funds to the municipality or instrumentality involved and shall pay the amount so deducted to the Fund. If State funds from which such deductions may be made are not available, the Fund may proceed against the municipality or instrumentality to recover the amounts of such delinquent payments in the appropriate circuit court.

(b) If any participating municipality fails to transmit to the Fund contributions required of it under this Article or contributions collected by it from its participating employees for the purposes of this Article for more than 60 90 days after the payment of such contributions is due, the Fund, after giving notice to such municipality, may certify the fact of such delinquent payment to the county treasurer of the county in which such municipality is located, who shall thereafter remit the amounts collected from the tax levied by the municipality under Section 7-171 directly to the Fund.

(c) If reports furnished to the Fund by the municipality or instrumentality involved are inadequate for the computation of the amounts of such delinquent payments, the Fund may provide for such audit of the records of the municipality or instrumentality as may be required to establish the amounts of such delinquent payments. The municipality or instrumentality shall make its records available to the Fund for the purpose of such audit. The cost of such audit shall be added to the amount of the delinquent payments and shall be recovered by the Fund from the municipality or instrumentality at the same time and in the same manner as the delinquent payments are recovered. (Source: P.A. 86-273.)

Section 10. The Public Safety Employee Benefits Act is amended by changing Section 17 as follows:

(820 ILCS 320/17)

Sec. 17. Reporting forms.

(a) A person who qualified for benefits under subsections (a) and (b) of Section 10 of this Act (hereinafter referred to as "PSEBA recipient") shall be required to file a form with his or her employer as prescribed in this Section. The Commission on Government Forecasting and Accountability (CGFA) shall use the form created in this Act and prescribe the content of the report in cooperation with one statewide labor organization representing police, one statewide law enforcement organization, one statewide labor organization representing firefighters employed by at least 100 municipalities in this State that is affiliated with the Illinois State Federation of Labor, one statewide labor organization representing correctional officers and parole agents that is affiliated with the Illinois State Federation of Labor, one statewide organization representing municipalities, and one regional organization representing municipalities. CGFA may accept comment from any source, but shall not be required to solicit public comment. Within 60 days after the effective date of this amendatory Act of the 98th General Assembly, CGFA shall remit a copy of the form contained in this subsection to all employers subject to this Act and shall make a copy available on its website.

**"PSEBA RECIPIENT REPORTING FORM:**

Under Section 17 of the Public Safety Employee Benefits Act (820 ILCS 320/17), the Commission on Government Forecasting and Accountability (CGFA) is charged with creating and submitting a report to the Governor and the General Assembly setting forth information regarding recipients and benefits payable under the Public Safety Employee Benefits Act (Act). The Act requires employers providing PSEBA benefits to distribute this form to any former peace officer, firefighter, or correctional officer currently in receipt of PSEBA benefits.

The responses to the questions below will be used by CGFA to compile information regarding the PSEBA benefit for its report. The Act prohibits the release of any personal information concerning the PSEBA recipient and exempts the reported information from the requirements of the Freedom of Information Act (FOIA).

The Act requires the PSEBA recipient to complete this form and submit it to the employer providing PSEBA benefits within 60 days of receipt. If the PSEBA recipient fails to submit this form within 60 days of receipt, the employer is required to notify the PSEBA recipient of non-compliance and provide an additional 30 days to submit the required form. Failure to submit the form in a timely manner will result in the PSEBA recipient incurring responsibility for reimbursing the employer for premiums paid during the period the form is due and not filed.

- (1) PSEBA recipient's name:
- (2) PSEBA recipient's date of birth:
- (3) Name of the employer providing PSEBA benefits:
- (4) Date the PSEBA benefit first became payable:
- (5) What was the medical diagnosis of the injury that qualified you for the PSEBA benefit?
- (6) Are you currently employed with compensation?
- (7) If so, what is the name(s) of your current employer(s)?
- (8) Are you or your spouse enrolled in a health insurance plan provided by your current employer or another source?
- (9) Have you or your spouse been offered or provided access to health insurance from your current employer(s)? If you answered yes to question 8 or 9, please provide the name of the

employer, the name of the insurance provider(s), and a general description of the type(s) of insurance offered (HMO, PPO, HSA, etc.):

(10) Are you or your spouse enrolled in a health insurance plan provided by a current employer of your spouse?

(11) Have you or your spouse been offered or provided access to health insurance provided by a current employer of your spouse? If you answered yes to question 10 or 11, please provide the name of the employer, the name of the insurance provider, and a general description of the type of insurance offered (HMO, PPO, HSA, etc.) by an employer of your spouse:"

CGFA shall notify an employer of its obligation to notify any PSEBA recipient receiving benefits under this Act of that recipient's obligation to file a report under this Section. A PSEBA recipient receiving benefits under this Act must complete and return this form to the employer within 60 days of receipt of such form. Any PSEBA recipient who has been given notice as provided under this Section and who fails to timely file a report under this Section within 60 days after receipt of this form shall be notified by the employer that he or she has 30 days to submit the report or risk incurring the cost of his or her benefits provided under this Act. An employer may seek reimbursement for premium payments for a PSEBA recipient who fails to file this report with the employer 30 days after receiving this notice. The PSEBA recipient is responsible for reimbursing the employer for premiums paid during the period the report is due and not filed. Employers shall return this form to CGFA within 30 days after receiving the form from the PSEBA recipient.

Any information collected by the employer under this Section shall be exempt from the requirements of the Freedom of Information Act except for data collected in the aggregate that does not reveal any personal information concerning the PSEBA recipient.

By July 1 of every even-numbered odd-numbered year, beginning in 2016 2015, employers subject to this Act must send the form contained in this subsection to all PSEBA recipients eligible for benefits under this Act. The PSEBA recipient must complete and return this form by September 1 of that year. Any PSEBA recipient who has been given notice as provided under this Section and who fails to timely file a completed form under this Section within 60 days after receipt of this form shall be notified by the employer that he or she has 30 days to submit the form or risk incurring the costs of his or her benefits provided under this Act. The PSEBA recipient is responsible for reimbursing the employer for premiums paid during the period the report is due and not filed. The employer shall resume premium payments upon receipt of the completed form. Employers shall return this form to CGFA within 30 days after receiving the form from the PSEBA recipient.

(b) An employer subject to this Act shall complete and file the form contained in this subsection.

**"EMPLOYER SUBJECT TO PSEBA REPORTING FORM:**

Under Section 17 of the Public Safety Employee Benefits Act (820 ILCS 320/17), the Commission on Government Forecasting and Accountability (CGFA) is charged with creating and submitting a report to the Governor and General Assembly setting forth information regarding recipients and benefits payable under the Public Safety Employee Benefits Act (Act). The responses to the questions below will be used by CGFA to compile information regarding

the PSEBA benefit for its report. The Act requires all employers subject to the PSEBA Act to submit the following information within 120 days after receipt of this form.

- (1) Name of the employer:
- (2) The number of PSEBA benefit applications filed under the Act during the reporting period provided in the aggregate and listed individually by name of applicant and date of application:
- (3) The number of PSEBA benefits and names of PSEBA recipients receiving benefits awarded under the Act during the reporting period provided in the aggregate and listed individually by name of applicant and date of application:
- (4) The cost of the health insurance premiums paid due to PSEBA benefits awarded under the Act during the reporting period provided in the aggregate and listed individually by name of PSEBA recipient:
- (5) The number of PSEBA benefit applications filed under the Act since the inception of the Act provided in the aggregate and listed individually by name of applicant and date of application:
- (6) The number of PSEBA benefits awarded under the Act since the inception of the Act provided in the aggregate and listed individually by name of applicant and date of application:
- (7) The cost of health insurance premiums paid due to PSEBA benefits awarded under the Act since the inception of the Act provided in the aggregate and listed individually by name of PSEBA recipient:
- (8) The current annual cost of health insurance premiums paid for PSEBA benefits awarded under the Act provided in the aggregate and listed individually by name of PSEBA recipient:
- (9) The annual cost of health insurance premiums paid for PSEBA benefits awarded under the Act listed by year since the inception of the Act provided in annual aggregate amounts and listed individually by name of PSEBA recipient:
- (10) A description of health insurance benefit levels currently provided by the employer to the PSEBA recipient:
- (11) The total cost of the monthly health insurance premium currently provided to the PSEBA recipient:
- (12) The other costs of the health insurance benefit currently provided to the PSEBA recipient including, but not limited to:
  - (i) the co-pay requirements of the health insurance policy provided to the PSEBA recipient;
  - (ii) the out-of-pocket deductibles of the health insurance policy provided to the PSEBA recipient;
  - (iii) any pharmaceutical benefits and co-pays provided in the insurance policy; and
  - (iv) any policy limits of the health insurance policy provided to the PSEBA recipient."

An employer covered under this Act shall file copies of the PSEBA Recipient Reporting Form and the Employer Subject to the PSEBA Act Reporting Form with CGFA within 120 days after receipt of the Employer Subject to the PSEBA Act Reporting Form.

The first form filed with CGFA under this Section shall contain all information required by this Section. All forms filed by the employer thereafter shall set forth the required information for the 24-month period ending on June 30 preceding the deadline date for filing the report.

Whenever possible, communication between CGFA and employers as required by this Act shall be through electronic means.

(c) For the purpose of creating the report required under subsection (d), upon receipt of each PSEBA Benefit Recipient Form, or as soon as reasonably practicable, CGFA shall make a determination of whether the PSEBA benefit recipient or the PSEBA benefit recipient's spouse meets one of the following criteria:

(1) the PSEBA benefit recipient or the PSEBA benefit recipient's spouse is receiving health insurance from a current employer, a current employer of his or her spouse, or another source;

(2) the PSEBA benefit recipient or the PSEBA benefit recipient's spouse has been offered or provided access to health insurance from a current employer or employers.

If one or both of the criteria are met, CGFA shall make the following determinations of the associated costs and benefit levels of health insurance provided or offered to the PSEBA benefit recipient or the PSEBA benefit recipient's spouse:

(A) a description of health insurance benefit levels offered to or received by the PSEBA benefit recipient or the PSEBA benefit recipient's spouse from a current employer or a current employer of the PSEBA benefit recipient's spouse;

(B) the monthly premium cost of health insurance benefits offered to or received by the PSEBA benefit recipient or the PSEBA benefit recipient's spouse from a current employer or a current employer of the PSEBA benefit recipient's spouse including, but not limited to:

- (i) the total monthly cost of the health insurance premium;
- (ii) the monthly amount of the health insurance premium to be paid by the employer;
- (iii) the monthly amount of the health insurance premium to be paid by the PSEBA benefit recipient or the PSEBA benefit recipient's spouse;
- (iv) the co-pay requirements of the health insurance policy;
- (v) the out-of-pocket deductibles of the health insurance policy;
- (vi) any pharmaceutical benefits and co-pays provided in the insurance policy;
- (vii) any policy limits of the health insurance policy.

CGFA shall summarize the related costs and benefit levels of health insurance provided or available to the PSEBA benefit recipient or the PSEBA benefit recipient's spouse and contrast the results to the cost and benefit levels of health insurance currently provided by the employer subject to this Act. This information shall be included in the report required in subsection (d).

(d) By June 1, 2014, and by January 1 of every odd-numbered even-numbered year thereafter beginning in 2017 2016, CGFA shall submit a report to the Governor and the General Assembly setting forth the information received under subsections (a) and (b). The report shall aggregate data in such a way as to not reveal the identity of any single beneficiary. The requirement for reporting to the General Assembly shall be satisfied by filing copies of the report with the Speaker, Minority Leader, and Clerk of the House of Representatives, the President, Minority Leader, and Secretary of the Senate, the Legislative Research Unit as required under Section 3.1 of the General Assembly Organization Act, and the State Government Report Distribution Center for the General Assembly as required under paragraph (t) of Section 7 of the State Library Act. CGFA shall make this report available electronically on a publicly accessible website.

(Source: P.A. 98-561, eff. 8-27-13.)

Section 99. Effective date. This Act takes effect upon becoming law.



## PSEBA RECIPIENT REPORTING FORM

Under Section 17 of the Public Safety Employee Benefits Act (820 ILCS 320/17), the Commission on Government Forecasting and Accountability (CGFA) is charged with creating and submitting a report to the Governor and the General Assembly setting forth information regarding recipients and benefits payable under the Public Safety Employee Benefits Act (Act). The Act requires employers providing PSEBA benefits to distribute this form to any former peace officer, firefighter, or correctional officer currently in receipt of PSEBA benefit (PSEBA is also commonly known as "catastrophic injury insurance"). The responses to the questions below will be used by CGFA to compile information regarding the PSEBA benefit for its report. The Act prohibits the release of any personal information concerning the PSEBA recipient and exempts the reported information from the requirements of the Freedom of Information Act (FOIA). The Act requires the PSEBA recipient to complete this form and submit it to the employer providing PSEBA benefits within 60 days of receipt. If the PSEBA recipient fails to submit this form within 60 days of receipt, the employer is required to notify the PSEBA recipient of non-compliance and provide an additional 30 days to submit the required form. Failure to submit the form in a timely manner will result in the PSEBA recipient incurring responsibility for reimbursing the employer for premiums paid during the period the form is due and not filed. To move through the form, either use your mouse or the "Tab" key. Final instructions for the completed form are at the end of the form in blue.

(1) PSEBA recipient's name:

(2) PSEBA recipient's date of birth:

mm/dd/yyyy

(3) Name of the employer providing PSEBA benefits:

(4) Date the PSEBA benefit first became payable:

mm/dd/yyyy

(5) What was the medical diagnosis of the injury that qualified you for the PSEBA benefit? (brief synopsis of your official medical diagnosis)

(6) Are you currently employed with compensation?

Yes  No

(7) If so, what is the name(s) of your current employer(s)?

(8) Are you or your spouse enrolled in a health insurance plan provided by your current employer or another source?

Yes  No

(9) Have you or your spouse been offered or provided access to health insurance from your current employer(s)?

Yes  No

If you answered yes to question 8 or 9, please provide:

a) Name of the employer:

b) Name of the insurance provider(s):

c) A general description of the type(s) of insurance offered (HMO, PPO, etc.):

(10) Are you or your spouse enrolled in a health insurance plan provided by a current employer of your spouse?

Yes  No

(11) Have you or your spouse been offered or provided access to health insurance provided by a current employer of your spouse?

Yes  No

If you answered yes to question 10 or 11, please provide:

a) Name of the employer:

b) Name of the insurance provider(s):

c) A general description of the type(s) of insurance offered (HMO, PPO, etc. Please see Health Insurance Plan Descriptions below):

### **Health Insurance Plan Descriptions**

HMO (Health Maintenance Organization) - Under this plan, participants must seek doctors, hospitals and all other providers that are covered by the HMO network to get insurance coverage or claim compensation. If a participant goes to a doctor or health provider outside their specific HMO network, they may be responsible for the cost of any services provided. Any visits to a specialist must have a referral from their primary care doctor.

EPO (Exclusive Provider Organization) -This plan functions must like traditional HMOs, but feature a nationwide network, instead of the regional HMO network. Also, many plans do not require referrals for participants to consult with specialists.

PPO (Preferred Provider Organization) -Under this plan, participants can seek doctors, hospitals and other health providers either in the PPO network our outside the network. Out-of-network

health providers will cost more to the participant than in-network providers, but they are at least partially covered. A referral is not required to see a specialist.

**HDHP (High Deductible Health Plan)** - Under this plan, participants pay lower premiums in exchange for higher deductibles when services are required. Once the deductible is met, coverage applies to 100% of additional costs. These plans can provide access to regional/national networks of health providers or a network of almost all possible providers, depending on the health plan chosen by a participant.

**Catastrophic Health Insurance Plan** -Under this plan, participants have low premiums and receive coverage for "essential health benefits." However, deductibles for this and similar plans are typically high and "essential health benefits" usually do not cover prescription drugs or immunizations, among other items of interest to participants.

**OAP (Open Access Plan)** -These plans typically function similar to PPOs and HMOs in that multiple levels of coverage can be accessed by participants depending on if a health provider is in a particular tier of coverage. A provider in the first tier of coverage may be covered 100%, similar to an HMO, while a provider far away may only be covered in the second or third tier of coverage, at 80% or less for services rendered to participants. Referrals for consultation with specialists are often not required, depending on the plan.

After all questions are answered to the best of your ability, please save this form and send via e-mail to your employer. To save the completed form, choose "File," "Save as". In the "File name" portion of the "Save as" window, please add your full name to the rest of the file name to aid your employer in identifying your file. If unable to save and e-mail form, please print out the form with your responses and return it to your employer.

## EMPLOYER SUBJECT TO PSEBA REPORTING FORM

Pursuant to P.A. 98-0561(SB 1245), this form is being sent to all units of government throughout Illinois which fall under the purview of the Public Safety Employee Benefits Act (820 ILCS 320/1) (hereinafter referred to as "PSEBA.") Under P.A. 98-0561, the Commission on Government Forecasting and Accountability (hereinafter referred to as "CGFA") is required to collect certain data pertaining to the cost of health insurance under PSEBA. Under Section 17 of PSEBA, CGFA is charged with creating and submitting a report to the Governor and General Assembly setting forth information regarding recipients and benefits payable under the Public Safety Employee Benefits Act (Act). The responses to the questions below will be used by CGFA to compile information regarding the PSEBA benefit for its report. The Act requires all employers subject to the PSEBA Act to submit the following information to CGFA within 120 days after receipt of this form. Please read carefully the following instructions for completing this form:

1. Unless otherwise specified, all references made hereinafter to "the reporting period" mean the three most recently-completed fiscal years ending on or prior to June 30, 2018. "Fiscal year" does not necessarily mean the State of Illinois fiscal year which runs from July 1st through June 30th of the following calendar year, but rather the fiscal year that you as an employer adhere to and use for your own budgetary purposes.
2. Where this form makes references to "the inception of this Act," this means November 14th, 1997, the effective date of P.A. 90-0535, which created PSEBA (commonly known as "catastrophic injury insurance").
3. If any questions should arise in the completion of this form, or if you encounter any difficulties, please contact Anthony Bolton at CGFA at 217-785-3014, or via e-mail at [anthonyb@ilga.gov](mailto:anthonyb@ilga.gov), during the hours of 9:00 AM to 4:30 PM, Monday through Friday.
4. This is a PDF Form. For additional rows in a table, use the "+" sign. To move through the form, either use your mouse or the "Tab" key. Final instructions for the completed form are at the end of the form in blue.

(1) Name of the employer:

(2) The number of PSEBA benefit applications filed under the Act during the reporting period provided in the aggregate:

Please list all PSEBA benefit applicants that filed under the Act during the reporting period by name and date of application:

Add/ Delete Rows	Name of Applicant	Date of Application
±		mm/dd/yyyy
±		mm/dd/yyyy

(3) The number of PSEBA benefits awarded under the Act during the reporting period by name and date of application:

Please list all PSEBA benefit recipients receiving benefits under the Act during the reporting period by name and date of application:

Add/ Delete Rows	Name of Recipient	Date of Application
±		mm/dd/yyyy
±		mm/dd/yyyy

(4) The cost of the health insurance premiums paid due to PSEBA benefits awarded under the Act during the reporting period provided in the aggregate:

Please list the cost of the health insurance premiums paid due to PSEBA benefits awarded under the ACT during the reporting period individually by name of PSEBA recipient:

Add/ Delete Rows	Name of Recipient	Health Insurance Premiums Paid
±		
±		

(5) The number of PSEBA benefit applications filed under the Act since the inception of the Act provided in the aggregate: (Note: if one individual has filed more than one application for PSEBA benefits since the inception of the Act, please count each application from that person as a separate application. For example, Tom Smith applied for PSEBA benefits in 1998 and was denied. Mr. Smith applied again for PSEBA benefits in 1999, and was denied a second time. Finally, in 2000, Mr. Smith applied a third time and his PSEBA application was approved and

he was awarded PSEBA benefits under The Act. For purposes of responding to this Question #5, please count Mr. Smith's 3 applications separately).

Please list all PSEBA benefit applicants that filed under the ACT since the inception of the Act by name and date of application:

Add/ Delete Rows	Name of Applicant	Date of Application
±		mm/dd/yyyy
±		mm/dd/yyyy

(6) The number of PSEBA benefits awarded under the Act since the inception of the Act provided in the aggregate: (Note -this figure should represent the total number of PSEBA applications approved out of the total number of applications filed as reported in Question 5).

Please list all PSEBA recipients receiving benefits under the Act since the inception of the Act by name and date of application:

Add/ Delete Rows	Name of Recipient	Date of Application
±		mm/dd/yyyy
±		mm/dd/yyyy

(7) The cost of health insurance premiums paid due to PSEBA benefits awarded under the Act since the inception of the Act provided in the aggregate:

Please list the cost of the health insurance premiums paid due to PSEBA benefits awarded under the ACT since the inception of the Act individually by name of PSEBA recipient:

Add/ Delete Rows	Name of Recipient	Health Insurance Premiums Paid (total since inception of The Act)
±		
±		

(8) The current annual cost of health insurance premiums paid for PSEBA benefits awarded under the Act provided in the aggregate. (For purposes of answering this question #8, the figure reported should reflect the total annual cost of health insurance premiums paid as of the most recently completed fiscal year ending on or prior to June 30, 2018)

Please list the current annual cost of health insurance premiums paid for PSEBA benefits awarded under the ACT individually by name of PSEBA recipient:

Add/ Delete Rows	Name of Recipient	Health Insurance Premiums Paid
±		
±		

(9) The annual cost of health insurance premiums paid for PSEBA benefits awarded under the Act listed by year since the inception of the Act provided in annual aggregate amounts:

Year	Annual Cost of Health Insurance Premiums Paid
1997	
1998	
1999	
2000	
2001	
2002	
2003	
2004	
2005	

2006	
2007	
2008	
2009	
2010	
2011	
2012	
2013	
2014	
2015	
2016	
2017	
2018	
2019	
2020	
2021	
2022	
2023	
Total	

Please list the annual cost of health insurance premiums paid for PSEBA benefits awarded under the Act since the inception of the Act listed individually by name of PSEBA recipient and year (List applicant's name each time with each separate year health insurance premiums were paid. Then list the next applicant's name each time with each separate year health insurance premiums are paid. Tab for more rows):

Add/ Delete Rows	Name of Recipient	Year	Health Insurance Premiums Paid
±			
±			



(10) A description of health insurance benefit levels currently provided by the employer to the PSEBA recipient:

Add/ Delete Rows	Name of Recipient	Description of Health Insurance Benefits
±		
±		

(11) The total cost of the monthly health insurance premium currently provided to the PSEBA recipient ("total cost of monthly health insurance premium" means the total monthly cost in the final month of the most recently completed fiscal year ending on or prior to June 30, 2024. If this information is not available, or if it is more feasible to report the average monthly cost for the most recently completed fiscal year ending on or prior to June 30, 2024, you may report the average monthly cost. Please denote which monthly cost you are reporting: final monthly cost or average annual monthly cost):

Add/ Delete Rows	Name of Recipient	Total Cost of the Monthly Health Insurance
±		
±		

(12) The other costs of the health insurance benefit currently provided to the PSEBA recipient including (by the types of insurance options available):

Option 1 -Type of Insurance Product (HMO, PPO, HSA, etc.):

- i. The co-pay requirements for the health insurance policy provided to the PSEBA recipient:
- ii. The out-of-pocket deductibles of the health insurance policy provided to the PSEBA recipient:
- iii. Any pharmaceutical benefits and co-pays provided in the insurance policy:
- iv. Any policy limits of the health insurance policy provided to the PSEBA recipient:
- v. Any other costs:
- vi. Names of recipients under this option:

Add/ Delete Rows	Names of Recipients
±	
±	

Option 2- Type of Insurance Product (HMO, PPO, HSA, etc.):

- i. The co-pay requirements for the health insurance policy provided to the PSEBA recipient:
- ii. The out-of-pocket deductibles of the health insurance policy provided to the PSEBA recipient:
- iii. Any pharmaceutical benefits and co-pays provided in the insurance policy:
- iv. Any policy limits of the health insurance policy provided to the PSEBA recipient:
- v. Any other costs:
- vi. Names of recipients under this option:

Add/ Delete Rows	Names of Recipients
±	
±	

Option 3- Type of Insurance Product (HMO, PPO, HSA, etc.):

- i. The co-pay requirements for the health insurance policy provided to the PSEBA recipient:
- ii. The out-of-pocket deductibles of the health insurance policy provided to the PSEBA recipient:
- iii. Any pharmaceutical benefits and co-pays provided in the insurance policy:
- iv. Any policy limits of the health insurance policy provided to the PSEBA recipient:
- v. Any other costs:
- vi. Names of recipients under this option:

Add/ Delete Rows	Names of Recipients
±	
±	

Option 4- Type of Insurance Product (HMO, PPO, HSA, etc.):

- i. The co-pay requirements for the health insurance policy provided to the PSEBA recipient:
- ii. The out-of-pocket deductibles of the health insurance policy provided to the PSEBA recipient:
- iii. Any pharmaceutical benefits and co-pays provided in the insurance policy:
- iv. Any policy limits of the health insurance policy provided to the PSEBA recipient:
- v. Any other costs:
- vi. Names of recipients under this option:

Add/ Delete Rows	Names of Recipients
±	
±	

After all questions are answered to the best of your ability, please save this form and send via e-mail to CGFA at [anthonyb@ilga.gov](mailto:anthonyb@ilga.gov). To save the completed form, choose "File", "Save as". In the "File name" portion of the "Save as" window, please add Employer's name to the rest of the file name to aid CGFA in identifying your file. If unable to save and e-mail form, please print out the form with your responses and return it to CGFA at the address below.

\*Please also send all recipient forms to CGFA- the preferred way to send recipient forms would be mailing the individual PDF forms.\*

Commission on Government Forecasting and Accountability  
Attn: Anthony Bolton  
802 Stratton Building  
401 S. Spring Street  
Springfield, IL 62706

## COMMISSION OVERVIEW

The Commission on Government Forecasting & Accountability is a bipartisan legislative support service agency responsible for advising the Illinois General Assembly on economic and fiscal policy issues and for providing objective policy research for legislators and legislative staff. The Commission's board is comprised of twelve legislators—split evenly between the House and Senate and between Democrats and Republicans.

The Commission has three internal units—Revenue, Pensions, and Research, each of which has a staff of analysts who analyze policy proposals, legislation, state revenues & expenditures, and benefit programs, and who provide research services to members and staff of the General Assembly. The Commission's staff fulfills the statutory obligations set forth in the Commission on Government Forecasting and Accountability Act (25 ILCS 155/), the State Debt Impact Note Act (25 ILCS 65/), the Illinois Pension Code (40 ILCS 5/), the Pension Impact Note Act (25 ILCS 55/), the State Facilities Closure Act (30 ILCS 608/), the State Employees Group Insurance Act of 1971 (5 ILCS 375/), the Public Safety Employee Benefits Act (820 ILCS 320/), the Legislative Commission Reorganization Act of 1984 (25 ILCS 130/), and the Reports to the Commission on Government Forecasting and Accountability Act (25 ILCS 110/).

- The **Revenue Unit** issues an annual revenue estimate, reports monthly on the state's financial and economic condition, and prepares bill analyses and debt impact notes on proposed legislation having a financial impact on the State. The Unit publishes a number of statutorily mandated reports, as well as on-demand reports, including the *Monthly Briefing* newsletter and annually, the *Budget Summary*, *Capital Plan Analysis*, *Illinois Economic Forecast Report*, *Wagering in Illinois Update*, and *Liabilities of the State Employees' Group Insurance Program*, among others. The Unit's staff also fulfills the agency's obligations set forth in the State Facilities Closure Act.
- The **Pension Unit** prepares pension impact notes on proposed pension legislation and publishes several statutorily mandated reports including the *Financial Condition of the Illinois State Retirement Systems*, the *Financial Condition of Illinois Public Pension Systems* and the *Fiscal Analysis of the Downstate Police & Fire Pension Funds in Illinois*. The Unit's staff also fulfills the statutory responsibilities set forth in the Public Safety Employee Benefits Act.
- The **Research Unit** primarily performs research and provides information as may be requested by members of the General Assembly or legislative staffs. Additionally, the Unit maintains a research library and, per statute, collects information concerning state government and the general welfare of the state, examines the effects of constitutional provisions and previously enacted statutes, and considers public policy issues and questions of state-wide interest. Additionally, the Unit publishes a monthly Abstracts Report of annual reports or special studies from other state agencies, the *Illinois Tax Handbook for Legislators*, *Federal Funds to State Agencies*, *Preface to Lawmaking*, various reports detailing appointments to State Boards and Commissions, the *1970 Illinois Constitution Annotated for Legislators*, the *Roster of Illinois Legislators*, and numerous special topic publications.

### Commission on Government Forecasting & Accountability

802 Stratton Office Building  
Springfield, Illinois 62706  
Phone: 217.782.5322  
Fax: 217.782.3513  
<http://cgfa.ilga.gov>